

Microsoft

Exam Questions AZ-204

Developing Solutions for Microsoft Azure



NEW QUESTION 1

- (Topic 8)

You are developing several Azure API Management (APIM) hosted APIs. The APIs have the following requirements:
Require a subscription key to access all APIs.

- Include terms of use that subscribers must accept to use the APIs.
- Administrators must review and accept or reject subscription attempts.
- Limit the count of multiple simultaneous subscriptions. You need to implement the APIs.

What should you do? OB.

- A. Create and publish a product.
- B. Configure and apply query string-based versioning.
- C. Configure and apply header-based versioning.
- D. Add a new revision to all API
- E. Make the revisions current and add a change log entr

Answer: B

NEW QUESTION 2

- (Topic 8)

The solution must receive and store messages until they can be processed. You create an Azure Service Bus instance by providing a name, pricing tier, subscription, resource group, and location.

You need to complete the configuration.

Which Azure CLI or PowerShell command should you run?

A)

```
New-AzureRmResourceGroup
-Name fridge-rg
-Location fridge-loc
```

B)

```
connectionStrings=$(az servicebus namespace authorization-rule keys list
--resource-group fridge-rg
--fridge-ns fridge-ns
--name RootManageSharedAccessKey
--query primaryConnectionString --output tsv)
```

C)

```
New-AzureRmServiceBusQueue
-ResourceGroupName fridge-rg
-NamespaceName fridge-ns
-Name fridge-q
-EnablePartitioning $False
```

D)

```
New-AzureRmServiceBusNamespace
-ResourceGroupName fridge-rg
-NamespaceName fridge-ns
-Location fridge-loc
```

- A. Option A
- B. Option B
- C. Option C
- D. Option D

Answer: C

NEW QUESTION 3

- (Topic 8)

You develop and add several functions to an Azure Function app that uses the latest runtime host. The functions contain several REST API endpoints secured by using SSL. The Azure Function app runs in a Consumption plan.

You must send an alert when any of the function endpoints are unavailable or responding too slowly.

You need to monitor the availability and responsiveness of the functions. What should you do?

- A. Create a URL ping test.
- B. Create a timer triggered function that calls TrackAvailability() and send the results to ApplicationInsights.
- C. Create a timer triggered function that calls GetMetric("Request Size") and send the results to Application Insights.
- D. Add a new diagnostic setting to the Azure Function ap
- E. Enable the FunctionAppLogs and Send to Log Analytics options.

Answer: B

Explanation:

You can create an Azure Function with TrackAvailability() that will run periodically according to the configuration given in TimerTrigger function with your own business logic. The results of this test will be sent to your Application Insights resource, where you will be able to query for and alert on the availability results data. This allows you to create customized tests similar to what you can do via Availability Monitoring in the portal. Customized tests will allow you to write more complex availability tests than is possible using the portal UI, monitor an app inside of your Azure VNET, change the endpoint address, or create an availability test even if this feature is not available in your region.
D18912E1457D5D1DDCBD40AB3BF70D5D
Reference:
<https://docs.microsoft.com/en-us/azure/azure-monitor/app/availability-azure-functions>

NEW QUESTION 4

- (Topic 8)
An organization hosts web apps in Azure. The organization uses Azure Monitor You discover that configuration changes were made to some of the web apps. You need to identify the configuration changes. Which Azure Monitor log should you review?

A. AppServiceEnvironmentPlatformLogs
B. AppServiceApplogs
C. AppServiceAuditLogs
D. AppServiceConsoteLogs

Answer: C

NEW QUESTION 5

HOTSPOT - (Topic 8)
You are developing a web application that will use Azure Storage. Older data will be less frequently used than more recent data. You need to configure data storage for the application. You have the following requirements:
? Retain copies of data for five years.
? Minimize costs associated with storing data that is over one year old.
? Implement Zone Redundant Storage for application data.
What should you do? To answer, select the appropriate options in the answer area.
NOTE:Each correct selection is worth one point.

Requirement	Solution
Configure an Azure Storage account	<div><div>▼</div><div>Implement Blob Storage</div><div>Implement Azure Cosmos DB</div><div>Implement Storage (general purpose v1)</div><div>Implement StorageV2 (general purpose v2)</div></div>
Configure data retention	<div><div>▼</div><div>Snapshot blobs and move them to the archive tier</div><div>Set a lifecycle management policy to move blobs to the cool tier</div><div>Use AzCopy to copy the data to an on-premises device for backup</div><div>Set a lifecycle management policy to move blobs to the archive tier</div></div>

- A. Mastered
B. Not Mastered

Answer: A

Explanation:

Requirement	Solution
Configure an Azure Storage account	<div><div>▼</div><div>Implement Blob Storage</div><div>Implement Azure Cosmos DB</div><div>Implement Storage (general purpose v1)</div><div>Implement StorageV2 (general purpose v2)</div></div>
Configure data retention	<div><div>▼</div><div>Snapshot blobs and move them to the archive tier</div><div>Set a lifecycle management policy to move blobs to the cool tier</div><div>Use AzCopy to copy the data to an on-premises device for backup</div><div>Set a lifecycle management policy to move blobs to the archive tier</div></div>

NEW QUESTION 6

DRAG DROP - (Topic 8)
Contoso, Ltd. provides an API to customers by using Azure API Management (APIM). The API authorizes users with a JWT token. You must implement response caching for the APIM gateway. The caching mechanism must detect the user ID of the client that accesses data for a given location and cache the response for that user ID.
You need to add the following policies to the policies file:
• a set-variable policy to store the detected user identity
• a cache-lookup-value policy

• a cache-store-value policy
• a find-and-replace policy to update the response body with the user profile information To which policy section should you add the policies? To answer, drag the appropriate sections to the correct policies. Each section may be used once, more than once, or not at all. You may need to drag the split bar between panes or scroll to view content
NOTE: Each correct selection is worth one point

Policy section

Inbound

Outbound

Answer Area

Policy

Set-variable

Cache-lookup-value

Cache-store-value

Find-and-replace

Policy section

policy section

policy section

policy section

policy section

- A. Mastered
B. Not Mastered

Answer: A

Explanation:

Box 1: Inbound.
A set-variable policy to store the detected user identity. Example:
<policies>
<inbound>
<!-- How you determine user identity is application dependent -->
<set-variable name="enduserid"
value="@ (context.Request.Headers.GetValueOrDefault("Authorization","").Split(' ')[1].AsJwt()?.Subject)" />
Box 2: Inbound
A cache-lookup-value policy Example:
<inbound>
<base />
<cache-lookup vary-by-developer="true | false" vary-by-developer-groups="true | false" downstream-caching-type="none | private | public" must-revalidate="true | false">
<vary-by-query-parameter>parameter name</vary-by-query-parameter> <!-- optional, can repeated several times -->
</cache-lookup>
</inbound>
Box 3: Outbound
A cache-store-value policy. Example:
<outbound>
<base />
<cache-store duration="3600" />
</outbound>
Box 4: Outbound
A find-and-replace policy to update the response body with the user profile information. Example:
<outbound>
<!-- Update response body with user profile-->
<find-and-replace from="\$userprofile\$"
to="@ ((string)context.Variables["userprofile"])" />
<base />
</outbound>

NEW QUESTION 7

DRAG DROP - (Topic 8)
You are developing an Azure Function app. The app must meet the following requirements:
? Enable developers to write the functions by using the Rust language.
? Declaratively connect to an Azure Blob Storage account.
You need to implement the app.
Which Azure Function app features should you use? To answer, drag the appropriate features to the correct requirements. Each feature may be used once, more than once, or not at all. You may need to drag the split bar between panes or scroll to view content.
NOTE:Each correct selection is worth one point.

Features

Custom handler

Extension bundle

Trigger

Runtime

Policy

Hosting plan

Answer Area

Requirement

Enable developers to write the functions by using the Rust language.

Declaratively connect to an Azure Blob Storage account.

Feature

Feature

Feature

- A. Mastered
B. Not Mastered

Answer: A

Explanation:

Box 1: Custom handler

Custom handlers can be used to create functions in any language or runtime by running an HTTP server process, for example Go or Rust.

Box 2: Trigger

Functions are invoked by a trigger and can have exactly one. In addition to invoking the function, certain triggers also serve as bindings. You may also define multiple bindings in addition to the trigger. Bindings provide a declarative way to connect data to your code.

NEW QUESTION 8

- (Topic 8)

An organization deploys Azure Cosmos DB.

You need to ensure that the index is updated as items are created, updated, or deleted. What should you do?

- A. Set the value of the EnableScanInQuery option to True.
- B. Set the indexing mode to Consistent.
- C. Set the indexing mode to Lazy.
- D. Set the value of the automatic property of the indexing policy to False.

Answer: B

NEW QUESTION 9

- (Topic 8)

You are building a web application that performs image analysis on user photos and returns metadata containing objects identified. The image is very costly in terms of time and compute resources. You are planning to use Azure Redis Cache so duplicate uploads do not need to be reprocessed.

In case of an Azure data center outage, metadata loss must be kept to a minimum. You need to configure the Azure Redis cache instance.

Which two actions should you perform?

- A. Configure Azure Redis with rob persistence
- B. Configure second storage account far persistence.
- C. Set backup frequency to the minimum value.
- D. Configure Azure Redis with AOF persistence

Answer: BC

NEW QUESTION 10

- (Topic 8)

You are developing an ASP.NET Core website that uses Azure FrontDoor. The website is used to build custom weather data sets for researchers. Data sets are downloaded by users as Comma Separated Value (CSV) files. The data is refreshed every 10 hours.

Specific files must be purged from the FrontDoor cache based upon Response Header values.

You need to purge individual assets from the Front Door cache. Which type of cache purge should you use?

- A. single path
- B. wildcard
- C. root domain

Answer: A

Explanation:

These formats are supported in the lists of paths to purge:

? Single path purge: Purge individual assets by specifying the full path of the asset (without the protocol and domain), with the file extension, for example, /pictures/strasbourg.png;

? Wildcard purge: Asterisk (*) may be used as a wildcard. Purge all folders, subfolders, and files under an endpoint with /* in the path or purge all subfolders and files under a specific folder by specifying the folder followed by /*, for example, /pictures/*.

? Root domain purge: Purge the root of the endpoint with "/" in the path.

Reference:

<https://docs.microsoft.com/en-us/azure/frontdoor/front-door-caching>

NEW QUESTION 10

DRAG DROP - (Topic 8)

You manage several existing Logic Apps.

You need to change definitions, add new logic, and optimize these apps on a regular basis. What should you use? To answer, drag the appropriate tools to the correct functionalities.

Each tool may be used once, more than once, or not at all. You may need to drag the split bar between panes or scroll to view content.

NOTE:Each correct selection is worth one point.

Tools	Functionality	Tool
Logic Apps Designer	Edit B2B workflows	
Code View Editor	Edit definitions in JSON	
Enterprise Integration Pack	Visually add functionality	

- A. Mastered
B. Not Mastered

Answer: A

Explanation:

Box 1: Enterprise Integration Pack

After you create an integration account that has partners and agreements, you are ready to create a business to business (B2B) workflow for your logic app with the Enterprise Integration Pack.

Box 2: Code View Editor

To work with logic app definitions in JSON, open the Code View editor when working in the Azure portal or in Visual Studio, or copy the definition into any editor that you want.

Box 3: Logical Apps Designer

You can build your logic apps visually with the Logic Apps Designer, which is available in the Azure portal through your browser and in Visual Studio.

References:

<https://docs.microsoft.com/en-us/azure/logic-apps/logic-apps-enterprise-integration-b2b> <https://docs.microsoft.com/en-us/azure/logic-apps/logic-apps-author-definitions> <https://docs.microsoft.com/en-us/azure/logic-apps/logic-apps-overview>

NEW QUESTION 14

DRAG DROP - (Topic 8)

A web service provides customer summary information for e-commerce partners. The web service is implemented as an Azure Function app with an HTTP trigger. Access to the API is provided by an Azure API Management instance. The API Management instance is configured in consumption plan mode. All API calls are authenticated by using OAuth.

API calls must be cached. Customers must not be able to view cached data for other customers.

You need to configure API Management policies for caching. How should you complete the policy statement?

Targets

Expect

Public

Private

Internal

External

Authorization

Answer Area

```
<policies>  
<inbound>  
<base />  
<cache-lookup caching-type="Target" downstream-caching-type = "Target" >  
  <vary-by-header>  
    Target  
  </vary-by-header>  
</cache-lookup>  
</inbound>  
</policies>
```

- A. Mastered
B. Not Mastered

Answer: A

Explanation:

Box 1: internal caching-type

Choose between the following values of the attribute:

- ? internal to use the built-in API Management cache,
- ? external to use the external cache as Azure Cache for Redis
- ? prefer-external to use external cache if configured or internal cache otherwise.

Box 2: private downstream-caching-type

This attribute must be set to one of the following values.

- ? none - downstream caching is not allowed.
- ? private - downstream private caching is allowed.
- ? public - private and shared downstream caching is allowed.

Box 3: Authorization

<vary-by-header>Authorization</vary-by-header>

<!-- should be present when allow-private-response-caching is "true"-->

Note: Start caching responses per value of specified header, such as Accept, Accept-Charset, Accept-Encoding, Accept-Language, Authorization, Expect, From, Host, If-Match

NEW QUESTION 17

DRAG DROP - (Topic 8)

You develop and deploy a Java application to Azure. The application has been instrumented by using the Application Insights SDK.

The telemetry data must be enriched and processed before it is sent to the Application Insights service.

You need to modify the telemetry data.

Which Application Insights SDK features should you use? To answer, drag the appropriate features to the correct requirements. Each feature may be used once, more than once, or not at all. You may need to drag the split bar between panes or scroll to view content.

NOTE: Each correct selection is worth one point.

Features

Sampling

Telemetry initializer

Telemetry processor

Telemetry channel

Answer Area

Requirement

Reduce the volume of telemetry without affecting statistics.

Enrich telemetry with additional properties or override an existing one.

Completely replace or discard a telemetry item.

Feature

- A. Mastered
B. Not Mastered

Answer: A

Explanation:

Features

Sampling

Telemetry initializer

Telemetry processor

Telemetry channel

Answer Area

Requirement

Reduce the volume of telemetry without affecting statistics.

Enrich telemetry with additional properties or override an existing one.

Completely replace or discard a telemetry item.

Feature

Sampling

Telemetry initializer

Telemetry processor

NEW QUESTION 19

DRAG DROP - (Topic 8)

You are developing an ASP.NET Core website that can be used to manage photographs which are stored in Azure Blob Storage containers. Users of the website authenticate by using their Azure Active Directory (Azure AD) credentials. You implement role-based access control (RBAC) role permissions on the containers that store photographs. You assign users to RBAC roles. You need to configure the website's Azure AD Application so that user's permissions can be used with the Azure Blob containers. How should you configure the application? To answer, drag the appropriate setting to the correct location. Each setting can be used once, more than once, or not at all. You may need to drag the split bar between panes or scroll to view content.

NOTE:Each correct selection is worth one point.

Settings

client_id

profile

delegated

application

user_impersonation

Answer Area

API

Azure Storage

Microsoft Graph

Permission

Setting

User.Read

Type

Setting

Setting

- A. Mastered
- B. Not Mastered

Answer: A

Explanation:

- Box 1: user_impersonation
Box 2: delegated Example:
- * 1. Select the API permissions section
 - * 2. Click the Add a permission button and then: Ensure that the My APIs tab is selected
 - * 3. In the list of APIs, select the API TodoListService-aspnetcore.
 - * 4. In the Delegated permissions section, ensure that the right permissions are checked: user_impersonation.
 - * 5. Select the Add permissions button.
- Box 3: delegated Example
- * 1. Select the API permissions section
 - * 2. Click the Add a permission button and then, Ensure that the Microsoft APIs tab is selected
 - * 3. In the Commonly used Microsoft APIs section, click on Microsoft Graph
 - * 4. In the Delegated permissions section, ensure that the right permissions are checked: User.Read. Use the search box if necessary.
 - * 5. Select the Add permissions button

NEW QUESTION 20

DRAG DROP - (Topic 8)

You develop and deploy an Azure Logic App that calls an Azure Function app. The Azure Function App includes an OpenAPI (Swagger) definition and uses an Azure Blob storage account. All resources are secured by using Azure Active Directory (Azure AD). The Logic App must use Azure Monitor logs to record and store information about runtime data and events. The logs must be stored in the Azure Blob storage account. You need to set up Azure Monitor logs and collect diagnostics data for the Azure Logic App. Which three actions should you perform in sequence? To answer, move the appropriate actions from the list of actions to the answer area and arrange them in the correct order.

Actions

Create action groups and alert rules.

Create a Log Analytics workspace.

Install the Logic Apps Management solution.

Add a diagnostic setting to the Azure Function App.

Create an Azure storage account.

Add a diagnostic setting to the Azure Logic App.

Answer Area

- A. Mastered
- B. Not Mastered

Answer: A

Explanation:

Step 1: Create a Log Analytics workspace

Before you start, you need a Log Analytics workspace.

Step 2: Install the Logic Apps Management solution

To set up logging for your logic app, you can enable Log Analytics when you create your logic app, or you can install the Logic Apps Management solution in your Log Analytics workspace for existing logic apps.

Step 3: Add a diagnostic setting to the Azure Logic App Set up Azure Monitor logs

? In the Azure portal, find and select your logic app.

? On your logic app menu, under Monitoring, select Diagnostic settings > Add diagnostic setting.

NEW QUESTION 24

- (Topic 8)

Your company is designing an application named App1 that will use data from Azure SQL Database. App1 will be accessed over the internet by many users.

You need to recommend a solution for improving the performance of App1. What should you include in the recommendation?

- A. Azure HPC cache
- B. ExpressRoute
- C. a CON profile
- D. Azure Cache for Redis

Answer: D

NEW QUESTION 28

DRAG DROP - (Topic 8)

You have an application that provides weather forecasting data to external partners. You use Azure API Management to publish APIs.

You must change the behavior of the API to meet the following requirements:

- Support alternative input parameters.
- Remove formatting text from responses.
- Provide additional context to back-end services.

Which types of policies should you implement? To answer, drag the policy types to the correct scenarios. Each policy type may be used once, more than once, or not at all. You may need to drag the split bar between panes or scroll to view content

NOTE: Each correct selection is worth one point.

Policy types	Requirement	Policy type
Inbound	Support alternative input parameters.	policy type
Outbound	Remove formatting text from responses.	policy type
Backend	Provide additional context to back-end services.	policy type

- A. Mastered
- B. Not Mastered

Answer: A

Explanation:

Policy types	Requirement	Policy type
Inbound	Support alternative input parameters.	Inbound
Outbound	Remove formatting text from responses.	Outbound
Backend	Provide additional context to back-end services.	Inbound

NEW QUESTION 33

- (Topic 8)

You develop Azure Durable Functions to manage vehicle loans.

The loan process includes multiple actions that must be run in a specified order. One of the actions includes a customer credit check process, which may require multiple days to process.

You need to implement Azure Durable Functions for the loan process. Which Azure Durable Functions type should you use?

- A. orchestrator
- B. client
- C. activity
- D. entity

Answer: A

NEW QUESTION 35

- (Topic 8)

You are developing an Azure messaging solution.

You need to ensure that the solution that meets the following requirements:

- Provide transactional support
- Provide duplicate detection.
- Store the messages for an unlimited period of time

Which two technologies will meet the requirements? Each correct answer presents a complete solution NOTE Each correct selection is worth one point.

- A. Azure Service Bus Queue
- B. Azure Storage Queue
- C. Azure Service Bus Topic D Azure Event Hub

Answer: AC

Explanation:

The Azure Service Bus Queue and Topic has duplicate detection.

Enabling duplicate detection helps keep track of the application-controlled MessageId of all messages sent into a queue or topic during a specified time window.

Reference:

<https://docs.microsoft.com/en-us/azure/service-bus-messaging/duplicate-detection>

NEW QUESTION 36

HOTSPOT - (Topic 8)

You are developing a solution by using the Azure Event Hubs SDK. You create a standard Azure Event Hub with 16 partitions. You implement eight event processor clients.

You must balance the load dynamically when an event processor client fails. When an event processor client fails, another event processor must continue processing from the

exact point at which the failure occurred. All events must be aggregate and upload to an Azure Blob storage account

You need to implement event processing recovery for the solution.

Which SDK features should you use? To answer, select the appropriate options in the answer area.

Each correct selection is worth one point.

Requirement

Ensure that event process clients mark the position within an event sequence.

Feature

Offset

Checkpoint

Namespace

Capture

Mark the event processor client position within a partition event sequence.

Offset

Checkpoint

Namespace

Capture

- A. Mastered
- B. Not Mastered

Answer: A

Explanation:

Requirement

Ensure that event process clients mark the position within an event sequence.

Feature

Offset

Checkpoint

Namespace

Capture

Mark the event processor client position within a partition event sequence.

Offset

Checkpoint

Namespace

Capture

NEW QUESTION 40

- (Topic 8)

You are developing a web application that runs as an Azure Web App. The web application stores data in Azure SQL Database and stores files in an Azure Storage account. The web application makes HTTP requests to external services as part of normal operations.

The web application is instrumented with Application Insights. The external services are OpenTelemetry compliant.

You need to ensure that the customer ID of the signed in user is associated with all operations throughout the overall system.

What should you do?

- A. Create a new SpanContext with the TraceRags value set to the customer ID for the signed in user.
- B. On the current SpanContext, set the Traceld to the customer ID for the signed in user.
- C. Add the customer ID for the signed in user to the CorrelationContext in the web application.
- D. Set the header Ocp-Apim-Trace to the customer ID for the signed in user.

Answer: C

Explanation:

Reference:

<https://docs.microsoft.com/en-us/azure/azure-monitor/app/correlation>

NEW QUESTION 42

- (Topic 8)

You are developing a solution that will use a multi-partitioned Azure Cosmos DB database. You plan to use the latest Azure Cosmos DB SDK for development.

The solution must meet the following requirements:

? Send insert and update operations to an Azure Blob storage account.

? Process changes to all partitions immediately.

? Allow parallelization of change processing.

You need to process the Azure Cosmos DB operations.

What are two possible ways to achieve this goal? Each correct answer presents a complete solution.

NOTE:Each correct selection is worth one point.

- A. Create an Azure App Service API and implement the change feed estimator of the SD
- B. Scale the API by using multiple Azure App Service instances.
- C. Create a background job in an Azure Kubernetes Service and implement the change feed feature of the SDK.
- D. Create an Azure Function to use a trigger for Azure Cosmos D
- E. Configure the trigger to connect to the container.
- F. Create an Azure Function that uses a FeedIterator object that processes the change feed by using the pull model on the container
- G. Use a FeedRange object to parallelize the processing of the change feed across multiple functions.

Answer: CD

Explanation:

Azure Functions is the simplest option if you are just getting started using the change feed. Due to its simplicity, it is also the recommended option for most change feed use cases. When you create an Azure Functions trigger for Azure Cosmos DB, you select the container to connect, and the Azure Function gets triggered whenever there is a change in the container. Because Azure Functions uses the change feed processor behind the scenes, it automatically parallelizes change processing across your container's partitions.

Note: You can work with change feed using the following options:

? Using change feed with Azure Functions

? Using change feed with change feed processor

Reference:

<https://docs.microsoft.com/en-us/azure/cosmos-db/read-change-feed>

<https://docs.microsoft.com/en-us/azure/cosmos-db/change-feed-pull-model> <https://docs.microsoft.com/en-us/azure/cosmos-db/read-change-feed#azure-functions>

<https://docs.microsoft.com/en-us/azure/cosmos-db/change-feed-pull-model#using-feedrange-for-parallelization>

NEW QUESTION 47

- (Topic 8)

Note: This question is part of a series of questions that present the same scenario. Each question in the series contains a unique solution that might meet the stated goals. Some question sets might have more than one correct solution, while others might not have a correct solution.

After you answer a question in this section, you will NOT be able to return to it. As a result, these questions will not appear in the review screen.

You are developing an Azure Service application that processes queue data when it receives a message from a mobile application. Messages may not be sent to the service consistently.

You have the following requirements:

? Queue size must not grow larger than 80 gigabytes (GB).

? Use first-in-first-out (FIFO) ordering of messages.

? Minimize Azure costs.

You need to implement the messaging solution.

Solution: Use the .Net API to add a message to an Azure Storage Queue from the mobile application. Create an Azure Function App that uses an Azure Storage Queue trigger.

Does the solution meet the goal?

A. Yes

B. No

Answer: A

Explanation:

Create an Azure Function App that uses an Azure Service Bus Queue trigger. Reference:

<https://docs.microsoft.com/en-us/azure/azure-functions/functions-create-storage-queue-triggered-function>

NEW QUESTION 50

HOTSPOT - (Topic 8)

You plan to implement an Azure Functions app.

The Azure Functions app has the following requirements:

•Must be triggered by a message placed in an Azure Storage queue.

•Must use the queue name set by an app setting named input-queue.

•Must create an Azure Blob Storage named the same as the content of the message.

You need to identify how to reference the queue and blob name in the function. Just file of the Azure Functions app.

How should you reference the names? To answer, select the appropriate values in the answer area. NOTE: Each correct selection is worth one point.

Answer Area

Reference type	Value
Queue name	<div>%input_queue% input_queue {input_queue} %input_queue%</div>
Blob name	<div>{input_queue}/{id} {queueTrigger} {input_queue}/{id} %input_queue%/{filename}</div>

- A. Mastered
- B. Not Mastered

Answer: A

Explanation:

Answer Area

Reference type	Value
Queue name	<div>%input_queue% input_queue {input_queue} %input_queue%</div>
Blob name	<div>{input_queue}/{id} {queueTrigger} {input_queue}/{id} %input_queue%/{filename}</div>

NEW QUESTION 55

- (Topic 8)

You a web application that provides access to legal documents that are stored on Azure Blob Storage with version level immutability policies. Documents are protected with both time-based policies legal hold policies. All time—based retention policies have AllowProtectedAppendWrites property enabled.

You have a requirement to prevent the user from attempting to perform operations that would fail only a legal is in effect and when all other are expired

You need to meet the requirement.

Which two operations you prevent?

- A. overwriting existing
- B. adding data to documents
- C. deleting documents
- D. creating document

Answer: AC

NEW QUESTION 59

- (Topic 8)

Note: This question is part of a series of questions that present the same scenario. Each question in the series contains a unique solution that might meet the stated goals. Some question sets might have more than one correct solution, while others might not have a correct solution.

After you answer a question in this section, you will NOT be able to return to it. As a result, these questions will not appear in the review screen.

You are developing an Azure solution to collect point-of-sale (POS) device data from

2,000 stores located throughout the world. A single device can produce 2 megabytes (MB) of data every 24 hours. Each store location has one to five devices that send data.

You must store the device data in Azure Blob storage. Device data must be correlated based on a device identifier. Additional stores are expected to open in the future.

You need to implement a solution to receive the device data.

Solution: Provision an Azure Event Grid. Configure the machine identifier as the partition key and enable capture.

Does the solution meet the goal?

- A. Yes
- B. No

Answer: A

Explanation:

Reference:

<https://docs.microsoft.com/en-us/azure/event-grid/compare-messaging-services>

NEW QUESTION 60

HOTSPOT - (Topic 8)

You are developing a service where customers can report news events from a browser using Azure Web PubSub. The service is implemented as an Azure App that the JSON WebSocket suprotocol to receive news events.

```
(
  "bindings": [
    {
      "type": "
      user
      system
      message
      connected
      webPubSubTrigger
      webPubSubConnection
    ",
      "direction": "in",
      "name": "data",
      "eventName": "message",
      "eventType": "
      user
      system
      message
      connected
      webPubSubTrigger
      webPubSubConnection
    "
    ]
  ]
)
```

- Answer: A**

```
(
  "bindings": [
    (
      "type": "
      user
      system
      message
      connected
      webPubSubTrigger
      webPubSubConnection

      "direction": "in",
      "name": "data",
      "eventName": "message",
      "eventType": "
      user
      system
      message
      connected
      webPubSubTrigger
      webPubSubConnection
    )
  ]
)
```

DRAG DROP - (Topic 8)

- ? reverse proxy capabilities
- ? configurable traffic routing
- ? TLS termination with a custom certificate

Passing Certification Exams Made Easy

Components

Helm

Draft

Brigade

KubeCtl

Ingress Controller

CoreDNS

Virtual Kubelet

Answer area

Action

Deploy solution.
View cluster and external IP addressing.
Implement a single, public IP endpoint that is routed to multiple microservices.

Component

Component

Component

Component

- A. Mastered
B. Not Mastered

Answer: A

Explanation:

Box 1: Helm

To create the ingress controller, use Helm to install nginx-ingress.

Box 2: kubectl

To find the cluster IP address of a Kubernetes pod, use the kubectl get pod command on your local machine, with the option -o wide .

Box 3: Ingress Controller

An ingress controller is a piece of software that provides reverse proxy, configurable traffic routing, and TLS termination for Kubernetes services. Kubernetes ingress resources are used to configure the ingress rules and routes for individual Kubernetes services.

NEW QUESTION 63

HOTSPOT - (Topic 8)

You are building a website to access project data related to terms within your organization. The website does not allow anonymous access. Authentication performed using an Azure Active Directory (Azure AD) app named internal.

The website has the following authentication requirements:

- Azure AD users must be able to login to the website.
- Personalization of the website must be based on membership in Active Directory groups. You need to configure the application's manifest to meet the authentication requirements.

How should you configure the manifest? To answer, select the appropriate options in the answer area.

NOTE: Each correct selection is worth one point.

```
{  
  ...  
  "appId": "d61126e3-089b-4adb-b721-d5023213df7d",  
  : "All",  
  "optionalClaims"  
  "groupMembershipClaims"  
  : true  
  "allowPublicClient"  
  "oauth2Permissions"  
  "requiredResourceAccess"  
  "oauth2AllowImplicitFlow"  
  ...  
}
```

- A. Mastered
B. Not Mastered

Answer: A

Explanation:

Box 1: groupMembershipClaims

Personalization of the website must be based on membership in Active Directory groups. Group claims can also be configured in the Optional Claims section of the Application Manifest. Enable group membership claims by changing the groupMembershipClaim The valid values are:

- "All"
- "SecurityGroup"
- "DistributionList"

- "DirectoryRole"

Here we need to mention that we want to get the groups for the users. Hence we need to mention to set the groupMembershipClaims property to All.

Box 2: oauth2AllowImplicitFlow

Azure AD users must be able to login to the website.

auth2Permissions can only accept collections value like an array, not a boolean. oauth2AllowImplicitFlow accepts boolean value.

Here from the list of options given, if we want the application to fetch the required tokens , we would need to allow Implicit Flow.

NEW QUESTION 64

HOTSPOT - (Topic 8)

You are developing an ASP.NET Core app that includes feature flags which are managed by Azure App Configuration. You create an Azure App Configuration store named AppreaiureflagStore as shown in the exhibit:

Key	Label	State	Description	Last modified
Export	Export	<input checked="" type="checkbox"/> Off <input type="checkbox"/> On	Ability to export data.	6/11/2020, 9:13:26 ... ***

You must be able to use the feature in the app by using the following markup:

```
<feature name="Export">
  <li class="nav-item">
    <a class="nav-link text-dark" asp-area="" asp-controller="Home" asp-action="Export">Export Data</a>
  </li>
</feature>
```

You went to update the app to use the feature flag.

Which values should you use? To answer, select the appropriate options in the answer area.

NOTE: Each correct selection is worth one point.

Code section	Value
Controller attribute	FeatureGate Route ServiceFilter TypeFilter
Startup method	AddAzureAppConfiguration AddControllersWithViews AddUserSecrets
AppConfig endpoint setting	https://appfeatureflagstore.azureconfig.io https://appfeatureflagstore.vault.azure.net https://export.azureconfig.io https://export.vault.azure.net

- A. Mastered
B. Not Mastered

Answer: A

Explanation:

Box 1: FeatureGate

You can use the FeatureGate attribute to control whether a whole controller class or a specific action is enabled.

Box 2: AddAzureAppConfiguration

The extension method AddAzureAppConfiguration is used to add the Azure App Configuration Provider.

Box 3: https://appfeatureflagstore.azureconfig.io

You need to request the access token with resource=https://<yourstorename>.azureconfig.io

NEW QUESTION 66

- (Topic 8)

Note: This question is part of a series of questions that present the same scenario. Each question in the series contains a unique solution that might meet the stated goals. Some question sets might have more than one correct solution, while others might not have a correct solution.

After you answer a question in this question, you will NOT be able to return to it. As a result, these questions will not appear in the review screen.

You are developing a website that will run as an Azure Web App. Users will authenticate by using their Azure Active Directory (Azure AD) credentials.

You plan to assign users one of the following permission levels for the website: admin, normal, and reader. A user's Azure AD group membership must be used to determine the permission level. You need to configure authorization.

Solution:

- Create a new Azure AD application's manifest, set value of the groupMembershipClaims option to All.
- In the website, use the value of the groups claim from the JWT for the user to determine permissions.

Does the solution meet the goal?

- A. Yes
B. No

Answer: A

Explanation:

To configure Manifest to include Group Claims in Auth Token

* 1. Go to Azure Active Directory to configure the Manifest. Click on Azure Active Directory, and go to App registrations to find your application:

* 2. Click on your application (or search for it if you have a lot of apps) and edit the Manifest by clicking on it.

* 3. Locate the "groupMembershipClaims" setting. Set its value to either "SecurityGroup" or "All". To help you decide which:

"SecurityGroup" - groups claim will contain the identifiers of all security groups of which the user is a member.

"All" - groups claim will contain the identifiers of all security groups and all distribution lists of which the user is a member

Now your application will include group claims in your manifest and you can use this fact in your code.

References:

<https://blogs.msdn.microsoft.com/waws/2017/03/13/azure-app-service-authentication-aad-groups/>

NEW QUESTION 67

HOTSPOT - (Topic 8)

You are developing an online game that allows players to vote for their favorite photo that illustrates a word. The game is built by using Azure Functions and uses durable entities to track the vote count

The voting window is 30 seconds. You must minimize latency. You need to implement the Azure Function for voting.

How should you complete the code? To answer, select the appropriate options in the answer area.

Answer Area

```
[FunctionName("Vote")]
public static async Task<HttpResponseMessage> Run(
    [HttpTrigger("POST", Route = "pic/{id}")] HttpRequestMessage req,
    {
        SignalEntityAsync
        CallEntityAsync
        [DurableClient] IDurableEntityClient
        [DurableClient] IDurableOrchestrationClient
    } c,
    return req.CreateResponse(HttpStatusCode.OK);
}
{
    var eid = new EntityId("pic", id);
    await c.
    return req.Cr
}
```

Dropdown 1 (after 'c,'): SignalEntityAsync, CallEntityAsync, **SignalEntityAsync**, [DurableClient] IDurableEntityClient, [DurableClient] IDurableOrchestrationClient

Dropdown 2 (after 'await c.'): [DurableClient] IDurableEntityClient, CallEntityAsync, SignalEntityAsync, **[DurableClient] IDurableEntityClient**, [DurableClient] IDurableOrchestrationClient

- A. Mastered
- B. Not Mastered

Answer: A

Explanation:

Answer Area

```
[FunctionName("Vote")]
public static async Task<HttpResponseMessage> Run(
    [HttpTrigger("POST", Route = "pic/{id}")] HttpRequestMessage req,
    {
        SignalEntityAsync
        CallEntityAsync
        SignalEntityAsync
        [DurableClient] IDurableEntityClient
        [DurableClient] IDurableOrchestrationClient
    } c,
    return req.CreateResponse(HttpStatusCode.OK);
}
{
    var eid = new EntityId("pic", id);
    await c.
    return req.Cr
}
```

Dropdown 1 (after 'c,'): SignalEntityAsync, CallEntityAsync, **SignalEntityAsync**, [DurableClient] IDurableEntityClient, [DurableClient] IDurableOrchestrationClient

Dropdown 2 (after 'await c.'): [DurableClient] IDurableEntityClient, CallEntityAsync, SignalEntityAsync, **[DurableClient] IDurableEntityClient**, [DurableClient] IDurableOrchestrationClient

NEW QUESTION 68

- (Topic 8)

Note: This question is part of a series of questions that present the same scenario. Each question in the series contains a unique solution that might meet the stated goals. Some question sets might have more than one correct solution, while others might not have a correct solution.

After you answer a question in this section, you will NOT be able to return to it. As a result, these questions will not appear in the review screen.

You develop a software as a service (SaaS) offering to manage photographs. Users upload photos to a web service which then stores the photos in Azure Storage Blob storage. The storage account type is General-purpose V2.

When photos are uploaded, they must be processed to produce and save a mobile-friendly version of the image. The process to produce a mobile-friendly version of the image must start in less than one minute.

You need to design the process that starts the photo processing.

Solution: Convert the Azure Storage account to a BlockBlobStorage storage account. Does the solution meet the goal?

- A. Yes
- B. No

Answer: B

Explanation:

Not necessary to convert the account, instead move photo processing to an Azure Function triggered from the blob upload..

Azure Storage events allow applications to react to events. Common Blob storage event scenarios include image or video processing, search indexing, or any file-

oriented workflow.

Note: Only storage accounts of kind StorageV2 (general purpose v2) and BlobStorage support event integration. Storage (general purpose v1) does not support integration with Event Grid.

Reference:

<https://docs.microsoft.com/en-us/azure/storage/blobs/storage-blob-event-overview>

NEW QUESTION 69

- (Topic 8)

You develop and deploy a web app to Azure App Service. The Azure App Service uses a Basic plan in a region.

Users report that the web app is responding must capture the complete call stack to help performance issues in code. Call stack data must be correlated across app instances. You must minimize cost and impact to users on the web app.

You need to capture the telemetry.

Which three actions should you perform? Each answer presents part Of the solution NOTE: Each correct selection is worth point

- A. Enable Application Insights site extensions.
- B. Enable Profiler.
- C. Restart all apps in the App Service plan.
- D. Enable Snapshot debugger.
- E. Enable remote debugging.
- F. Enable the Always On setting for the app service.
- G. Upgrade the Azure App Service plan to Premium

Answer: CDF

NEW QUESTION 72

HOTSPOT - (Topic 8)

You are developing an ASP.NET Core time sheet application that runs as an Azure Web App. Users of the application enter their time sheet information on the first day of every month.

The application uses a third-party web service to validate data.

The application encounters periodic server errors due to errors that result from calling a third-party web server. Each request to the third-party server has the same chance of failure.

You need to configure an Azure Monitor alert to detect server errors unrelated to the third- party service. You must minimize false-positive alerts.

How should you complete the Azure Resource Manager template? To answer, select the appropriate options in the answer area.

NOTE:Each correct selection is worth one point.

```
"type": "Microsoft.Insights/metricAlerts",
"properties": {
  "criteria": {
    "odata.type": "...",
    "allOf": [
      {
        "criterionType": "
        DynamicThresholdCriterion
        SingleResourceMultipleMetricCriteria
      }
    ]
  }
}
```

metricName: "
 Http4xx
 Http5xx
"

alertSensitivity: "
 Low
 High
"

}}}}

- A. Mastered
- B. Not Mastered

Answer: A

Explanation:

Box 1: DynamicThresholdCriterion

Box 2: Http5xx

Server errors are in the 5xx range. Client errors are in the 4xx range

Box 3: Low

NEW QUESTION 76

HOTSPOT - (Topic 8)

You are developing an application that runs in several customer Azure Kubernetes Service clusters, within each cluster, a pod runs that collects performance data to be analyzed later, a large amount of data is collected so saving latency must be minimized

The performance data must be stored so that pod restarts do not impact the stored data. Write latency should be minimized.

You need to configure blob storage.

How should you complete the YAML configuration? To answer, select the appropriate options in the answer area.

apiVersion: storage.k8s.io/v1

kind:

metadata: PodStorage

StorageClass

PersistentVolume

PersistentVolumeClaim

name: data-store

provisioner: kubernetes.io,

azure-disk

azure-file

portworx-volume

scaleio

parameters:

skuName: Premium_LRS

reclaimPolicy:

local

retain

delete

- A. Mastered
- B. Not Mastered

Answer: A

Explanation:

apiVersion: storage.k8s.io/v1

kind:

metadata: PodStorage

StorageClass

PersistentVolume

PersistentVolumeClaim

name: data-store

provisioner: kubernetes.io,

azure-disk

azure-file

portworx-volume

scaleio

parameters:

skuName: Premium_LRS

reclaimPolicy:

local

retain

delete

NEW QUESTION 81

- (Topic 8)

You are developing a .Net web application that stores data in Azure Cosmos DB. The application must use the Core API and allow millions of reads and writes. The Azure Cosmos DB account has been created with multiple write region enabled. The application has been deployed to the East US2 and Central US region. You need to update the application to support multi-region writes. What are two possible ways to achieve this goal? Each correct answer presents parts of the solutions. NOTE: Each correct selection is worth one point.

- A. Update the ConnectionPolicy class for the Cosmos client and populate the PreferredLocations property based on the geo-proximity of the application.
- B. Update Azure Cosmos DB to use the Strong consistency level
- C. Add indexed properties to the container to indicate region.
- D. Update the ConnectionPolicy class for the Cosmos client and set the UseMultipleWriteLocations property to true.
- E. Create and deploy a custom conflict resolution policy.
- F. Update Azure Cosmos DB to use the Session consistency level
- G. Send the SessionToken property value from the FeedResponse object of the write action to the end-user by using a cookie.

Answer: CD

Passing Certification Exams Made Easy

visit - <https://www.surepassexam.com>

NEW QUESTION 84

HOTSPOT - (Topic 8)

You are creating a CLI script that creates an Azure web app related services in Azure App Service. The web app uses the following variables:

Variable name	Value
\$gitrepo	https://github.com/Contos/webapp
&webappname	Webapp1103

You need to automatically deploy code from GitHub to the newly created web app.
How should you complete the script? To answer, select the appropriate options in the answer area.
NOTE:Each correct selection is worth one point.

az group create - -location westeurope - -name myResourceGroup

az webapp create

az appservice plan create

az webapp deployment

az group delete

- -name \$webappname - -resource-group myResourceGroup - -sku FREE

az webapp create

az appservice plan create

az webapp deployment

az group delete

- -name \$webappname - -resource-group myResourceGroup

- -repo-url \$gitrepo - -branch master - -manual-integration

git clone \$gitrepo

- -plan \$webappname

source config - -name \$webappname

az webapp create

az appservice plan create

az webapp deployment

az group delete

- -resource-group myResourceGroup

- -repo-url \$gitrepo - -branch master - -manual-integration

git clone \$gitrepo

- -plan \$webappname

- A. Mastered
- B. Not Mastered

Answer: A

Explanation:

Box 1: az appservice plan create
The azure group creates command successfully returns JSON result. Now we can use resource group to create a azure app service plan
Box 2: az webapp create Create a new web app..
Box 3: --plan \$webappname
with the serviceplan we created in step 1.
Box 4: az webapp deployment
Continuous Delivery with GitHub. Example:
az webapp deployment source config --name firstsamplewebsite1 --resource-group websites--repo-url \$gitrepo --branch master --git-token \$token
Box 5: --repo-url \$gitrepo --branch master --manual-integration

NEW QUESTION 88

- (Topic 8)

You are a developing a SaaS application that stores data as key value pairs.
You must make multiple editions of the application available. In the lowest cost edition, the performance must be best-effort, and there is no regional failover.
In higher cos! editions customers must be able to select guaranteed performance and support for multiple regions. Azure costs must be minimized.
Which Azure Cosmos OB API should you use for the application?

- A. Core
- B. MongoDB
- C. Cassandra
- D. Table API

Answer: D

NEW QUESTION 90

- (Topic 8)

You must implement Application Insights instrumentation capabilities utilizing the Azure Mobile Apps SDK to provide meaningful analysis of user interactions with a mobile app.
You need to capture the data required to implement the Usage Analytics feature of Application Insights. Which three data values should you capture? Each correct answer presents part of the solution
NOTE: Each correct selection is worth one point.

- A. Trace
- B. Session Id
- C. Exception

- D. User Id
- E. Events

Answer: ADE

Explanation:

Application Insights is a service for monitoring the performance and usage of your apps. This module allows you to send telemetry of various kinds (events, traces, etc.) to the Application Insights service where your data can be visualized in the Azure Portal.

Application Insights manages the ID of a session for you. References:

<https://github.com/microsoft/ApplicationInsights-Android>

NEW QUESTION 93

- (Topic 8)

You are developing an e-commerce solution that uses a microservice architecture.

You need to design a communication backplane for communicating transactional messages between various parts of the solution. Messages must be communicated in first- in-first-out (FIFO) order.

What should you use?

- A. Azure Storage Queue
- B. Azure Event Hub
- C. Azure Service Bus
- D. Azure Event Grid

Answer: C

Explanation:

As a solution architect/developer, you should consider using Service Bus queues when:

? Your solution requires the queue to provide a guaranteed first-in-first-out (FIFO) ordered delivery.

Reference:

<https://docs.microsoft.com/en-us/azure/service-bus-messaging/service-bus-azure-and-service-bus-queues-compared-contrasted>

NEW QUESTION 95

DRAG DROP - (Topic 8)

You develop software solutions for a mobile delivery service. You are developing a mobile app that users can use to order from a restaurant in their area. The app uses the following workflow:

- * 1. A driver selects the restaurants for which they will deliver orders.
- * 2. Orders are sent to all available drivers in an area.
- * 3. Only orders for the selected restaurants will appear for the driver.
- * 4. The first driver to accept an order removes it from the list of available orders.

You need to implement an Azure Service Bus solution.

Which three actions should you perform in sequence? To answer, move the appropriate actions from the list of actions to the answer area and arrange them in the correct order.

Actions	Answer area
Create a Service Bus topic for each restaurant for which a driver can receive messages.	
Create a single Service Bus topic.	
Create a single Service Bus subscription.	
Create a single Service Bus Namespace.	
Create a Service Bus Namespace for each restaurant for which a driver can receive messages.	
Create a Service Bus subscription for each restaurant for which a driver can receive orders.	

Navigation arrows: > < ^ v

- A. Mastered
- B. Not Mastered

Answer: A

Explanation:

Box 1: Create a single Service Bus Namespace

To begin using Service Bus messaging entities in Azure, you must first create a namespace with a name that is unique across Azure. A namespace provides a scoping container for addressing Service Bus resources within your application.

Box 2: Create a Service Bus Topic for each restaurant for which a driver can receive messages.
Create topics.

Box 3: Create a Service Bus subscription for each restaurant for which a driver can receive orders.

NEW QUESTION 98

- (Topic 8)

You need to design network connectivity for a subnet in an Azure virtual network. The subnet will contain 30 virtual machines. The virtual machines will establish outbound connections to internet hosts by using the same a pool of four public IP addresses, inbound connections to the virtual machines will be prevented.

What should include in the design?

- A. Azure Private Link
- B. NAT Gateway
- C. User Defined Routes
- D. Azure Virtual WAN

Answer: D

NEW QUESTION 99

- (Topic 8)

You are developing several Azure API Management (APIM) hosted APIs.

You must transform the APIs to hide private backend information and obscure the technology stack used to implement the backend processing.

You need to protect all APIs. What should you do?

- A. Configure and apply a new inbound policy scoped to a product.
- B. Configure and apply a new outbound policy scoped to the operation.
- C. Configure and apply a new outbound policy scoped to global.
- D. Configure and apply a new backend policy scoped to global.

Answer: A

NEW QUESTION 101

- (Topic 8)

You are designing a multi-tiered application that will be hosted on Azure virtual machines. The virtual machines will run Windows Server. Front-end servers will be accessible from the Internet over port 443. The other servers will NOT be directly accessible over the internet

You need to recommend a solution to manage the virtual machines that meets the following requirement

- Allows the virtual machine to be administered by using Remote Desktop.
- Minimizes the exposure of the virtual machines on the Internet Which Azure service should you recommend?

- A. Azure Bastion
- B. Service Endpoint
- C. Azure Private Link
- D. Azure Front Door

Answer: C

NEW QUESTION 102

- (Topic 8)

You deploy an Azure App Service web app. You create an app registration for the app in Azure Active Directory (Azure AD) and Twitter. the app must authenticate users and must use SSL for all communications. The app must use Twitter as the identity provider. You need to validate the Azure AD request in the app code. What should you validate?

- A. HTTP response code
- B. ID token header
- C. ID token signature
- D. Tenant ID

Answer: B

NEW QUESTION 107

HOTSPOT - (Topic 8)

You develop several Azure Grid to include hundreds of event types, such as billing, inventory, and shipping updates.

Events must be sent to a single endpoint for the Azure Functions app to process. The events must be filtered by event type before processing. You must have authorization and authentication control to partition your tenants to receive the event data.

You need to configure Azure Event Grid.

Which configuration should you use? To answer, select the appropriate values in the answer area.

NOTE: Each correct selection is worth one point.

Answer Area

Requirement	Configuration Value
Third-party system endpoint to send events	<div>system topic</div> <div>system topic</div> <div>custom topic</div> <div>event domain</div> <div>event subscription</div>
Azure Functions app endpoint to handle filtered events	<div>event domain</div> <div>system topic</div> <div>custom topic</div> <div>event domain</div> <div>event subscription</div>

- A. Mastered
- B. Not Mastered

Answer: A

Explanation:

Answer Area

Requirement	Configuration Value
Third-party system endpoint to send events	<div>system topic</div> <div>system topic</div> <div>custom topic</div> <div>event domain</div> <div>event subscription</div>
Azure Functions app endpoint to handle filtered events	<div>event domain</div> <div>system topic</div> <div>custom topic</div> <div>event domain</div> <div>event subscription</div>

NEW QUESTION 108

HOTSPOT - (Topic 8)

You are developing an application that includes two Docker containers. The application must meet the following requirements

- ? The containers must not run as root.
 - ? The containers must be deployed to Azure Container Instances by using a YAML file.
 - ? The containers must share a lifecycle, resources, local network and storage volume.
 - ? The storage volume must persist through container crashes.
 - ? The storage volume must be destroyed on stop or restart of the containers.
- You need to configure Azure Container Instances for the application.

Configuration setting	Configuration value
Shared lifecycle	<div><div></div><div>Container group</div><div>Container image</div><div>Service endpoint</div><div>Resource group</div></div>
Storage volume	<div><div></div><div>Azure file share</div><div>Secret</div><div>Empty directory</div><div>Cloned Git repo</div></div>

- A. Mastered
- B. Not Mastered

Answer: A

Explanation:

Configuration setting	Configuration value
Shared lifecycle	<div><div></div><div>Container group</div><div>Container image</div><div>Service endpoint</div><div>Resource group</div></div>
Storage volume	<div><div></div><div>Azure file share</div><div>Secret</div><div>Empty directory</div><div>Cloned Git repo</div></div>

NEW QUESTION 112

HOTSPOT - (Topic 8)

You are a developer building a web site using a web app. The web site stores configuration data in Azure App Configuration. Access to Azure App Configuration has been configured to use the identity of the web app for authentication. Security requirements specify that no other authentication systems must be used. You need to load configuration data from Azure App Configuration. How should you complete the code? To answer, select the appropriate options in the answer area.

```
public static IHostBuilder CreateHostBuilder(string[] args) =>
    Host.CreateDefaultBuilder(args)
        .ConfigureWebHostDefaults(web =>
        {
            web.ConfigureAppConfiguration((hc, config) =>
            {
                var settings = config.Build();
                config. (options =>
                {
                    AddAzureKeyVault
                    DefaultAzureCredential
                    ChainedTokenCredential
                    ManagedIdentityCredential
                    AddAzureAppConfiguration

                options.Connect(new Uri(settings["AppConfig:Endpoint"]),
                new ());
                AddAzureKeyVault
                DefaultAzureCredential
                ChainedTokenCredential
                ManagedIdentityCredential
                AddAzureAppConfiguration
```

- A. Mastered
- B. Not Mastered

Answer: A

Explanation:

```
public static IHostBuilder CreateHostBuilder(string[] args) =>
    Host.CreateDefaultBuilder(args)
        .ConfigureWebHostDefaults(web =>
        {
            web.ConfigureAppConfiguration((hc, config) =>
            {
                var settings = config.Build();
                config. (options =>
                {
                    AddAzureKeyVault
                    DefaultAzureCredential
                    ChainedTokenCredential
                    ManagedIdentityCredential
                    AddAzureAppConfiguration

                options.Connect(new Uri(settings["AppConfig:Endpoint"]),
                new ());
                AddAzureKeyVault
                DefaultAzureCredential
                ChainedTokenCredential
                ManagedIdentityCredential
                AddAzureAppConfiguration
```

NEW QUESTION 117

- (Topic 8)

You are developing a solution that will use Azure messaging services.

You need to ensure that the solution uses a publish-subscribe model and eliminates the need for constant polling.

What are two possible ways to achieve the goal? Each correct answer presents a complete solution.

NOTE:Each correct selection is worth one point.

- A. Service Bus
- B. Event Hub
- C. Event Grid
- D. Queue

Answer: AC

Explanation:

It is strongly recommended to use available messaging products and services that support a publish-subscribe model, rather than building your own. In Azure, consider using Service Bus or Event Grid. Other technologies that can be used for pub/sub messaging include Redis, RabbitMQ, and Apache Kafka.

Reference:

<https://docs.microsoft.com/en-us/azure/architecture/patterns/publisher-subscriber>

NEW QUESTION 118

DRAG DROP - (Topic 8)

You are developing a .NET Core model-view controller (MVC) application hosted on Azure for a health care system that allows providers access to their information.

You develop the following code:

```
services.AddAuthorization (options =>
{
    options.AddPolicy("ProviderPartner", policy =>
    {
        .policy.AddAuthenticationSchemes("Cookie, Bearer");
        policy.RequireAuthenticatedUser();
        policy.RequireRole("ProviderAdmin", "SysAdmin");
        policy.RequireClaim("editor", "partner");
    });
});
```

You define a role named SysAdmin.

You need to ensure that the application meets the following authorization requirements:

? Allow the ProviderAdmin and SysAdmin roles access to the Partner controller regardless of whether the user holds an editor claim of partner.

? Limit access to the Manage action of the controller to users with an editor claim of partner who are also members of the SysAdmin role.

How should you complete the code? To answer, drag the appropriate code segments to the correct locations. Each code segment may be used once, more than once, or not at all. You may need to drag the split bar between panes or scroll to view content.

NOTE:Each correct selection is worth one point.

```
services.AddAuthorization (options =>
{
    options.AddPolicy("ProviderPartner", policy =>
    {
        .policy.AddAuthenticationSchemes("Cookie, Bearer");
        policy.RequireAuthenticatedUser();
        policy.RequireRole("ProviderAdmin", "SysAdmin");
        policy.RequireClaim("editor", "partner");
    });
});
```

- A. Mastered
- B. Not Mastered

Answer: A

Explanation:

Box 1:

Allow the ProviderAdmin and SysAdmin roles access to the Partner controller regardless of whether the user holds an editor claim of partner.

Box 2:

Limit access to the Manage action of the controller to users with an editor claim of partner who are also members of the SysAdmin role.

NEW QUESTION 120

- (Topic 8)

You are developing a web application that uses the Microsoft identity platform to authenticate users and resources. The web application calls several REST APIs. The APIs require an access token from the Microsoft identity platform. You need to request a token.

Which three properties should you use? Each correct answer presents part of the solution. NOTE: Each correct selection is worth one point.

- A. Application name
- B. Application secret
- C. Application ID
- D. Supported account type
- E. Redirect URI/URL

Answer: ABC

NEW QUESTION 122

HOTSPOT - (Topic 8)

You are developing a data storage solution for a social networking app.

The solution requires a mobile app that stores user information using Azure Table Storage. You need to develop code that can insert multiple sets of user information.

How should you complete the code? To answer, select the appropriate options in the answer area.

NOTE: Each correct selection is worth one point.

```
CloudStorageAccount storageAccount = CloudStorageAccount.Parse(  
    CloudConfigurationManager.GetSetting("StorageConnectionString"));  
CloudTableClient tableClient = storageAccount.CreateCloudTableClient();  
CloudTable table = tableClient.GetTableReference("clients");  
Table.CreateIfNotExists();
```

op = new

() ;

TableOperation

TableBatchOperaton

TableEntity

TableQuery

TableOperation

TableBatchOperaton

TableEntity

TableQuery

...

table.

(op) ;

ExecuteBatch

Execute

Insert

InsertOrMerge

- A. Mastered
- B. Not Mastered

Answer: A

Explanation:

Box 1, Box 2: TableBatchOperation Create the batch operation.

TableBatchOperation op = new TableBatchOperation();

Box 3: ExecuteBatch

/ Execute the batch operation. table.ExecuteBatch(op);

Note: You can insert a batch of entities into a table in one write operation. Some other notes on batch operations:

You can perform updates, deletes, and inserts in the same single batch operation. A single batch operation can include up to 100 entities.

All entities in a single batch operation must have the same partition key.

While it is possible to perform a query as a batch operation, it must be the only operation in the batch.

References:

<https://docs.microsoft.com/en-us/azure/cosmos-db/table-storage-how-to-use-dotnet>

NEW QUESTION 123

HOTSPOT - (Topic 8)

You are building a traffic monitoring system that monitors traffic along six highways. The system produces time series analysis-based reports for each highway.

Data from traffic sensors are stored in Azure Event Hub.

Traffic data is consumed by four departments. Each department has an Azure Web App that displays the time-series-based reports and contains a WebJob that processes the incoming data from Event Hub. All Web Apps run on App Service Plans with three instances.

Data throughout must be maximized. Latency must be minimized. You need to implement the Azure Event Hub.

Which settings should you use? To answer, select the appropriate options in the answer area.

NOTE:Each correct selection is worth one point.

Setting	Value
Number of partitions	<div><div></div><div>3</div><div>4</div><div>6</div><div>12</div></div>
Partition Key	<div><div></div><div>Highway</div><div>Department</div><div>Timestamp</div><div>VM name</div></div>

- A. Mastered
- B. Not Mastered

Answer: A

Explanation:

Box 1: 6

The number of partitions is specified at creation and must be between 2 and 32. There are 6 highways.

Box 2: Highway References:

<https://docs.microsoft.com/en-us/azure/event-hubs/event-hubs-features>

NEW QUESTION 128

- (Topic 8)

You are developing several microservices to deploy to a Azure Service cluster. The microservices manage data stored in Azure Cosmos DB and Azure Blob storage. The data is secured by using customer-managed keys stored in Aue Key Vault.

You must automate key rotation for all Key Vault keys and allow for manual key rotation. Keys must rotate every three months. Notifications Of expiring keys must be sent before key expiry.

You need to configure key rotation and enable key expiry notifications.

Which two actions should you perform? Each correct answer presents part Of solution. NOTE: Each correct selection is worth

- A. Create and configure a new Azure Event Grid instance.
- B. Create configure a key rotation policy during key creation
- C. Create and assign an Azure Key Vault access
- D. Configure Azure Key Vault

Answer: BD

Explanation:

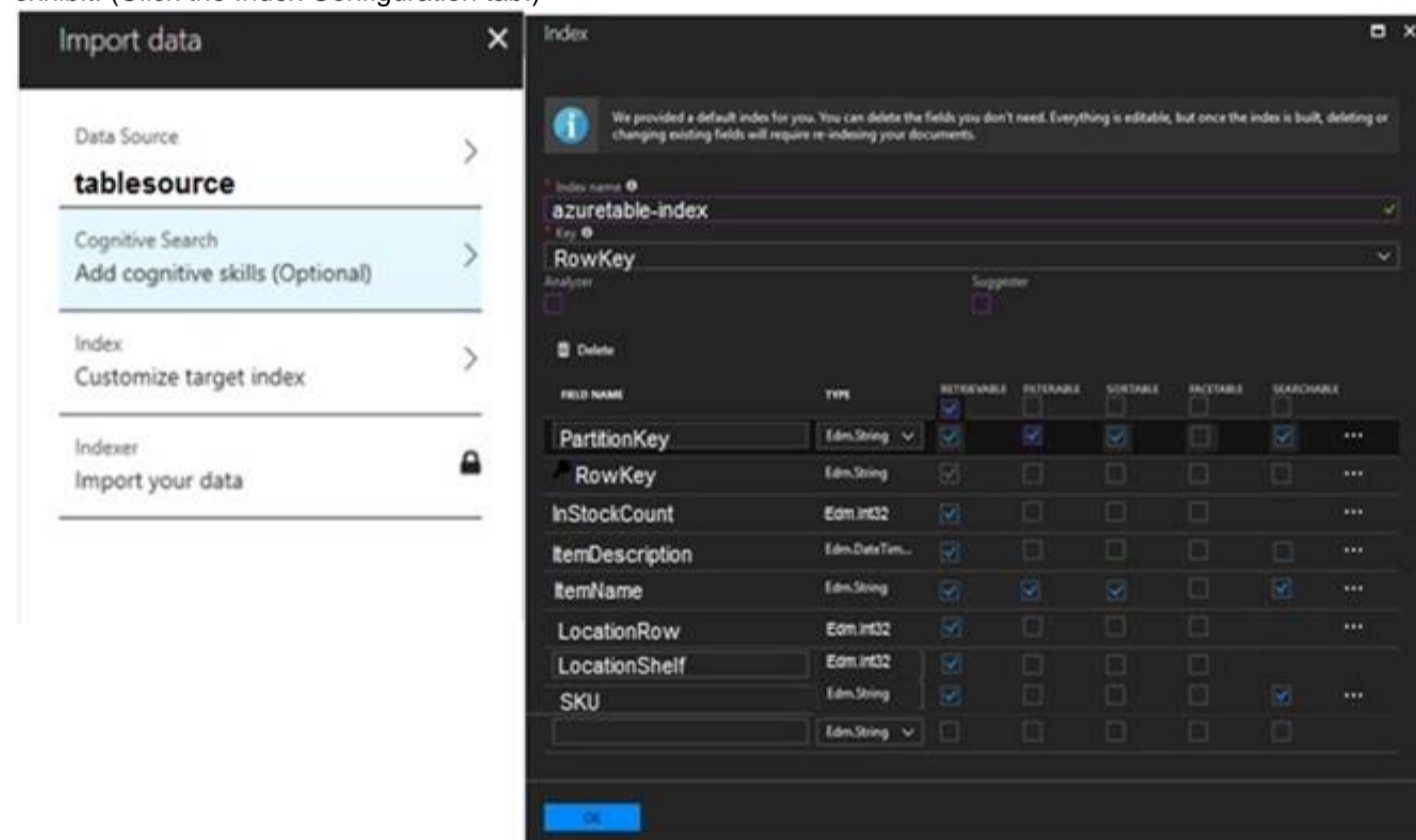
<https://learn.microsoft.com/en-us/azure/key-vault/keys/how-to-configure-key-rotation>

NEW QUESTION 132

HOTSPOT - (Topic 8)

You are validating the configuration of an Azure Search indexer.

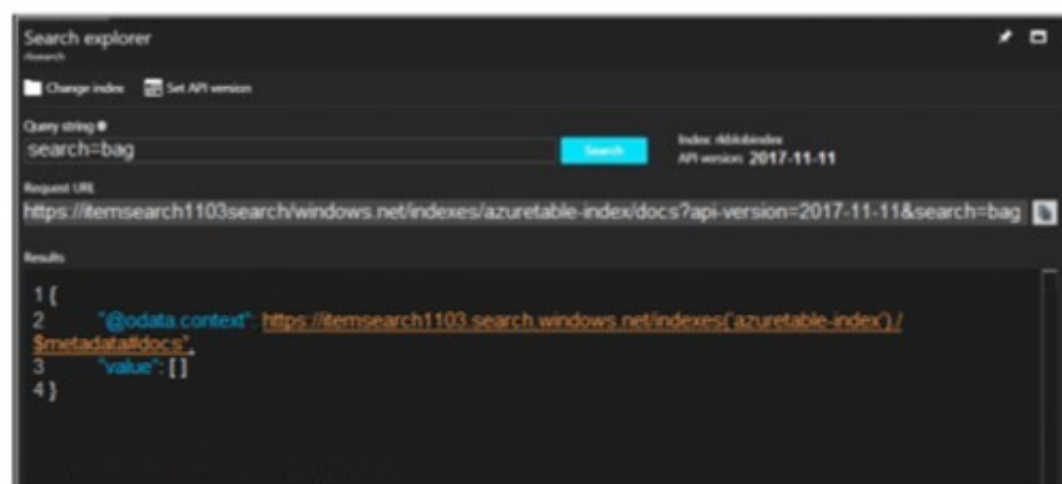
The service has been configured with an indexer that uses the Import Data option. The index is configured using options as shown in the Index Configuration exhibit. (Click the Index Configuration tab.)



FIELD NAME	TYPE	RETRIEVABLE	INTERABLE	SORTABLE	FACETABLE	SEARCHABLE
PartitionKey	Edm.String	<input checked="" type="checkbox"/>	<input checked="" type="checkbox"/>	<input checked="" type="checkbox"/>	<input type="checkbox"/>	<input checked="" type="checkbox"/>
RowKey	Edm.String	<input checked="" type="checkbox"/>	<input type="checkbox"/>	<input type="checkbox"/>	<input type="checkbox"/>	<input type="checkbox"/>
InStockCount	Edm.Int32	<input checked="" type="checkbox"/>	<input type="checkbox"/>	<input type="checkbox"/>	<input type="checkbox"/>	<input type="checkbox"/>
ItemDescription	Edm.DateTime	<input checked="" type="checkbox"/>	<input type="checkbox"/>	<input type="checkbox"/>	<input type="checkbox"/>	<input type="checkbox"/>
ItemName	Edm.String	<input checked="" type="checkbox"/>	<input checked="" type="checkbox"/>	<input checked="" type="checkbox"/>	<input type="checkbox"/>	<input checked="" type="checkbox"/>
LocationRow	Edm.Int32	<input checked="" type="checkbox"/>	<input type="checkbox"/>	<input type="checkbox"/>	<input type="checkbox"/>	<input type="checkbox"/>
LocationShelf	Edm.Int32	<input checked="" type="checkbox"/>	<input type="checkbox"/>	<input type="checkbox"/>	<input type="checkbox"/>	<input type="checkbox"/>
SKU	Edm.String	<input checked="" type="checkbox"/>	<input type="checkbox"/>	<input type="checkbox"/>	<input type="checkbox"/>	<input checked="" type="checkbox"/>
	Edm.String	<input type="checkbox"/>	<input type="checkbox"/>	<input type="checkbox"/>	<input type="checkbox"/>	<input type="checkbox"/>

You use an Azure table as the data source for the import operation. The table contains three records with item inventory data that matches the fields in the Storage data exhibit. These records were imported when the index was created. (Click the Storage Data tab.) When users search with no filter, all three records are displayed.

PartitionKey	RowKey	Timestamp	InStockCount	ItemDescription	ItemName	LocationRow	LocationShelf	SKU
Food	3	2018-08-25T15:47:26.135Z	32	A box of chocolate candy bars	Choco bar	3	3	123425
Hardware	2	2018-08-25T15:46:08.409Z	2	A bag of bolts	Bolts	1	4	67894
Hardware	1	2018-08-25T15:46:41.402Z	23	A box of nails	Nails	2	1	654365



```
1 {
2   "@odata.context": "https://itemsearch1103search.windows.net/indexes('azuretable-index')/$metadata/docs",
3   "value": []
4 }
```

When users search for items by description, Search explorer returns no records. The Search Explorer exhibit shows the query and results for a test. In the test, a user is trying to search for all items in the table that have a description that contains the word bag. (Click the Search Explorer tab.)

You need to resolve the issue.
For each of the following statements, select Yes if the statement is true. Otherwise, select No.
NOTE: Each correct selection is worth one point.

	Yes	No
You can resolve the issue by recreating the search index with the same settings for all fields except ItemDescription. Select the SEARCHABLE option for this field	<input type="radio"/>	<input type="radio"/>
You can resolve the issue by selecting the index, editing the ItemDescription field, and selecting the SEARCHABLE option for the field.	<input type="radio"/>	<input type="radio"/>
You can resolve the issue by running the indexer.	<input type="radio"/>	<input type="radio"/>
You can resolve the issue by changing the query string in Search explorer to bag of to return the correct results	<input type="radio"/>	<input type="radio"/>

- A. Mastered
- B. Not Mastered

Answer: A

Explanation:

Box 1: Yes
The ItemDescription field in not searchable.
Box 2: No
The ItemDescription field in not searchable, but we would need to recreate the index.
Box 3: Yes
An indexer in Azure Search is a crawler that extracts searchable data and metadata from an external Azure data source and populates an index based on field-to-field mappings between the index and your data source. This approach is sometimes referred to as a 'pull model' because the service pulls data in without you having to write any code that adds data to an index.
Box 4: No References:
<https://docs.microsoft.com/en-us/azure/search/search-what-is-an-index>
<https://docs.microsoft.com/en-us/azure/search/search-indexer-overview>

NEW QUESTION 136

DRAG DROP - (Topic 8)
You develop and deploy several APIs to Azure API Management. You create the following policy fragment named APICounts:

```
<fragment>
  <emit-metric value="1" namespace="custom-metrics">
    <dimension name="User ID" />
    <dimension name="Operation ID" />
    <dimension name="API ID" />
    <dimension name="Client IP" value="@context.Request.IpAddress" />
  </emit-metric>
</fragment>
```

The policy fragment must be reused across various scopes and APIs. The policy fragment must be applied to all APIs and run when a calling system invokes any API.
You need to implement the policy fragment.
How should you complete the policy segment? To answer, drag the appropriate XML elements to the correct targets. Each XML element may be used once, more than once, or not at all. You may need to drag the split bar between panes or scroll to view content.
NOTE: Each correct selection is worth one point.

XML elements	Answer Area
<div>name</div>	<pre><policies> <[]> <[] []="APICounts" /> <base /> </[]> . . . </policies></pre>
<div>inbound</div>	
<div>outbound</div>	
<div>set-variable</div>	
<div>fragment-id</div>	
<div>include-fragment</div>	

- A. Mastered
- B. Not Mastered

Answer: A

Explanation:

<https://learn.microsoft.com/en-us/azure/api-management/include-fragment-policy>

NEW QUESTION 137

- (Topic 8)
Note: This question is part of a series of questions that present the same scenario. Each question in the series contains a unique solution that might meet the

stated goals. Some question sets might have more than one correct solution, while others might not have a correct solution.

After you answer a question in this section, you will NOT be able to return to it. As a result, these questions will not appear in the review screen.

You develop a software as a service (SaaS) offering to manage photographs. Users upload photos to a web service which then stores the photos in Azure Storage Blob storage. The storage account type is General-purpose V2.

When photos are uploaded, they must be processed to produce and save a mobile-friendly version of the image. The process to produce a mobile-friendly version of the image must start in less than one minute.

You need to design the process that starts the photo processing.

Solution: Use the Azure Blob Storage change feed to trigger photo processing. Does the solution meet the goal?

A. Yes

B. No

Answer: B

Explanation:

The change feed is a log of changes that are organized into hourly segments but appended to and updated every few minutes. These segments are created only when there are blob change events that occur in that hour.

Instead catch the triggered event, so move the photo processing to an Azure Function triggered from the blob upload.

Reference:

<https://docs.microsoft.com/en-us/azure/storage/blobs/storage-blob-change-feed> <https://docs.microsoft.com/en-us/azure/storage/blobs/storage-blob-event-overview>

NEW QUESTION 142

- (Topic 8)

Note: This question is part of a series of questions that present the same scenario. Each question in the series contains a unique solution that might meet the stated goals. Some question sets might have more than one correct solution, while others

might not have a correct solution.

After you answer a question in this section, you will NOT be able to return to it. As a result, these questions will not appear in the review screen.

You are developing a website that will run as an Azure Web App. Users will authenticate by using their Azure Active Directory (Azure AD) credentials.

You plan to assign users one of the following permission levels for the website: admin, normal, and reader. A user's Azure AD group membership must be used to determine the permission level.

You need to configure authorization. Solution:

? Create a new Azure AD application. In the application's manifest, define application roles that match the required permission levels for the application.

? Assign the appropriate Azure AD group to each role. In the website, use the value

of the roles claim from the JWT for the user to determine permissions. Does the solution meet the goal?

A. Yes

B. No

Answer: B

Explanation:

To configure Manifest to include Group Claims in Auth Token

? Go to Azure Active Directory to configure the Manifest. Click on Azure Active Directory, and go to App registrations to find your application:

? Click on your application (or search for it if you have a lot of apps) and edit the Manifest by clicking on it.

? Locate the "groupMembershipClaims" setting. Set its value to either "SecurityGroup" or "All". To help you decide which:

? "SecurityGroup" - groups claim will contain the identifiers of all security groups of which the user is a member.

? "All" - groups claim will contain the identifiers of all security groups and all distribution lists of which the user is a member

Now your application will include group claims in your manifest and you can use this fact in your code.

Reference:

<https://blogs.msdn.microsoft.com/waws/2017/03/13/azure-app-service-authentication-aad-groups/>

NEW QUESTION 143

HOTSPOT - (Topic 8)

You are developing an Azure Function App by using Visual Studio. The app will process orders input by an Azure Web App. The web app places the order information into Azure Queue Storage.

You need to review the Azure Function App code shown below.

```
public static class OrderProcessor
{
    [FunctionName("ProcessOrders")]
    public static void ProcessOrders([QueueTrigger("incoming-orders")]CloudQueueMessage myQueueItem, [Table("Orders")]ICollector<Order> tableBindings, TraceWriter log)
    {
        log.Info($"Processing Order: {myQueueItem.Id}");
        log.Info($"Queue Insertion Time: {myQueueItem.InsertionTime}");
        log.Info($"Queue Expiration Time: {myQueueItem.ExpirationTime}");
        tableBindings.Add(JsonConvert.DeserializeObject<Order>(myQueueItem.AsString));
    }
    [FunctionName("ProcessOrders-Poison")]
    public static void ProcessFailedOrders([QueueTrigger("incoming-orders-poison")]CloudQueueMessage myQueueItem, TraceWriter log)
    {
        log.Error($"Failed to process order: {myQueueItem.AsString}");
        // ...
    }
}
```

NOTE:Each correct selection is worth one point.

	Yes	No
The code will log the time that the order was processed from the queue.	<input type="radio"/>	<input type="radio"/>
When the ProcessOrders function fails, the function will retry up to five times for a given order, including the first try.	<input type="radio"/>	<input type="radio"/>
When there are multiple orders in the queue, a batch of orders will be retrieved from the queue and the ProcessOrders function will run multiple instances concurrently to process the orders.	<input type="radio"/>	<input type="radio"/>
The ProcessOrders function will output the order to an Orders table in Azure Table Storage.	<input type="radio"/>	<input type="radio"/>

- A. Mastered
B. Not Mastered

Answer: A

Explanation:

Box 1: No

ExpirationTime - The time that the message expires.

InsertionTime - The time that the message was added to the queue.

Box 2: Yes

maxDequeueCount - The number of times to try processing a message before moving it to the poison queue. Default value is 5.

Box 3: Yes

When there are multiple queue messages waiting, the queue trigger retrieves a batch of messages and invokes function instances concurrently to process them.

By default, the batch size is 16. When the number being processed gets down to 8, the runtime gets another batch and starts processing those messages. So the maximum number of concurrent messages being processed per function on one virtual machine (VM) is 24.

Box 4: Yes References:

<https://docs.microsoft.com/en-us/azure/azure-functions/functions-bindings-storage-queue>

NEW QUESTION 148

- (Topic 8)

You have an application that includes an Azure Web app and several Azure Function apps. Application secrets including connection strings and certificates are stored in Azure Key Vault.

Secrets must not be stored in the application or application runtime environment. Changes to Azure Active Directory (Azure AD) must be minimized.

You need to design the approach to loading application secrets. What should you do?

- A. Create a single user-assigned Managed Identity with permission to access Key Vault and configure each App Service to use that Managed Identity.
B. Create a single Azure AD Service Principal with permission to access Key Vault and use a client secret from within the App Services to access Key Vault.
C. Create a system assigned Managed Identity in each App Service with permission to access Key Vault.
D. Create an Azure AD Service Principal with Permissions to access Key Vault for each App Service and use a certificate from within the App Services to access Key Vault.

Answer: C

Explanation:

Use Key Vault references for App Service and Azure Functions.

Key Vault references currently only support system-assigned managed identities. User- assigned identities cannot be used.

Reference:

<https://docs.microsoft.com/en-us/azure/app-service/app-service-key-vault-references>

NEW QUESTION 152

- (Topic 8)

Note: This question is part of a series of questions that present the same scenario.

Each question in the series contains a unique solution that might meet the stated goals. Some question sets might have more than one correct solution, while others might not have a correct solution.

After you answer a question in this section, you will NOT be able to return to it. As a result, these questions will not appear in the review screen.

You are developing an Azure Service application that processes queue data when it receives a message from a mobile application. Messages may not be sent to the service consistently.

You have the following requirements:

? Queue size must not grow larger than 80 gigabytes (GB).

? Use first-in-first-out (FIFO) ordering of messages.

? Minimize Azure costs.

You need to implement the messaging solution.

Solution: Use the .Net API to add a message to an Azure Storage Queue from the mobile application. Create an Azure VM that is triggered from Azure Storage Queue events.

Does the solution meet the goal?

- A. Yes
B. No

Answer: B

Explanation:

Don't use a VM, instead create an Azure Function App that uses an Azure Service Bus Queue trigger.
 Reference:
<https://docs.microsoft.com/en-us/azure/azure-functions/functions-create-storage-queue-triggered-function>

NEW QUESTION 154

- (Topic 8)

You are developing a web app that is protected by Azure Web Application Firewall (WAF). All traffic to the web app is routed through an Azure Application Gateway instance that is used by multiple web apps. The web app address is contoso.azurewebsites.net. All traffic must be secured with SSL. The Azure Application Gateway instance is used by multiple web apps.

You need to configure the Azure Application Gateway for the app.

Which two actions should you perform? Each correct answer presents part of the solution. NOTE: Each correct selection is worth one point.

- A. In the Azure Application Gateway's HTTP setting, enable the Use for App service setting.
- B. Convert the web app to run in an Azure App service environment (ASE).
- C. Add an authentication certificate for contoso.azurewebsites.net to the Azure Application gateway.
- D. In the Azure Application Gateway's HTTP setting, set the value of the Override backend path option to contoso22.azurewebsites.net.

Answer: AD

Explanation:

D: The ability to specify a host override is defined in the HTTP settings and can be applied to any back-end pool during rule creation.

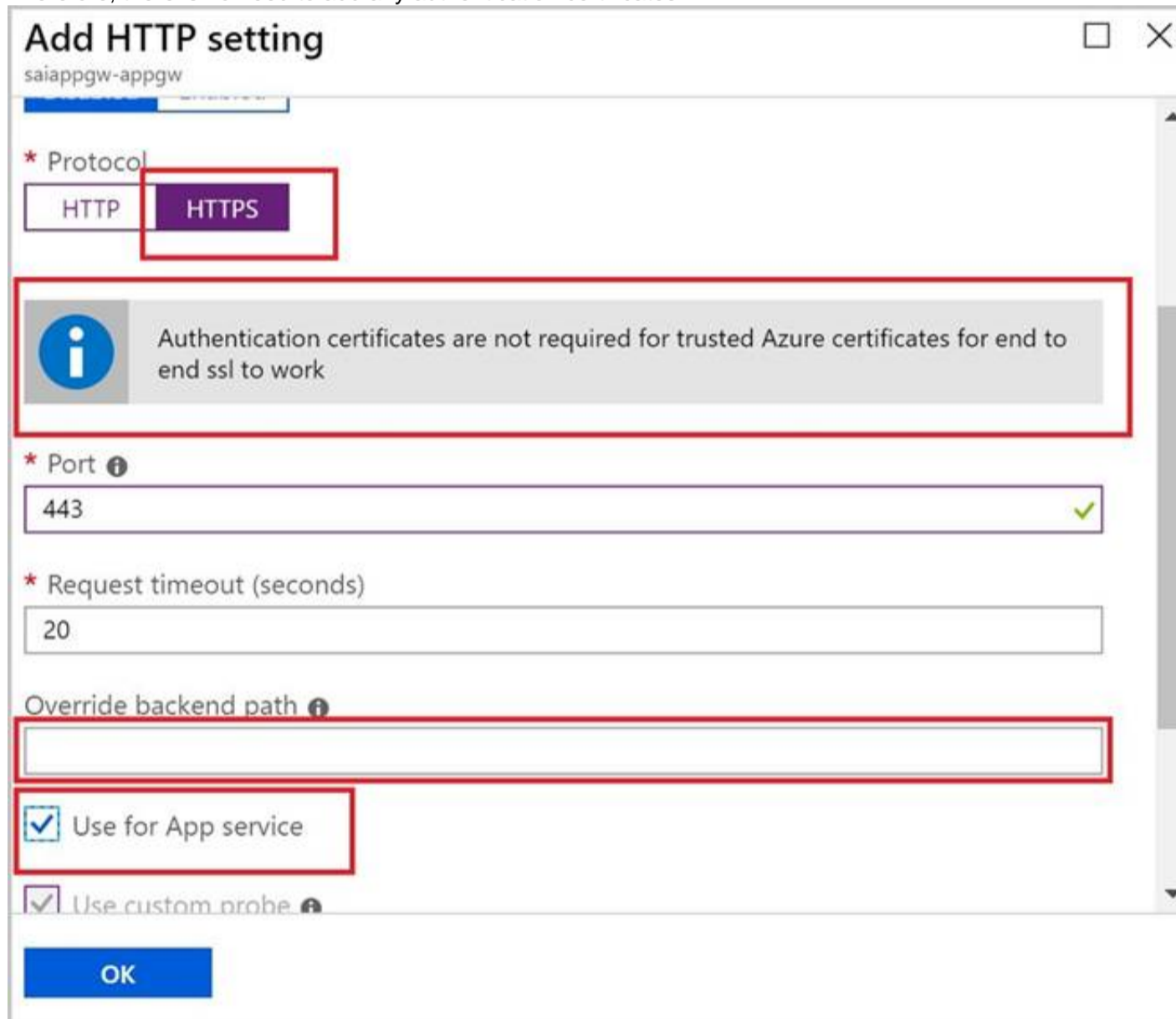
The ability to derive the host name from the IP or FQDN of the back-end pool members.

HTTP settings also provide an option to dynamically pick the host name from a back-end pool member's FQDN if configured with the option to derive host name from an individual back-end pool member.

A (not C): SSL termination and end to end SSL with multi-tenant services.

In case of end to end SSL, trusted Azure services such as Azure App service web apps do not require whitelisting the backends in the application gateway.

Therefore, there is no need to add any authentication certificates.



Reference:
<https://docs.microsoft.com/en-us/azure/application-gateway/application-gateway-web-app-overview>

NEW QUESTION 156

- (Topic 8)

You develop and deploy a Java RESTful API to Azure App Service.

You open a browser and navigate to the URL for the API. You receive the following error message:

```
Failed to load http://api.azurewebsites.net:6000/#/api/Products: No 'Access-Control-Allow-Origin' header is present on the requested resource.
Origin 'http://localhost:6000' is therefore not allowed access
```

You need to resolve the error. What should you do?

- A. Bind an SSL certificate
- B. Enable authentication
- C. Enable CORS
- D. Map a custom domain
- E. Add a CDN

Answer: C

Explanation:

We need to enable Cross-Origin Resource Sharing (CORS).

References:

<https://medium.com/@xinganwang/a-practical-guide-to-cors-51e8fd329a1f>

NEW QUESTION 157

DRAG DROP - (Topic 8)

You develop an application. You plan to host the application on a set of virtual machines (VMs) in Azure.

You need to configure Azure Monitor to collect logs from the application.

Which four actions should you perform in sequence? To answer, move the appropriate actions from the list of actions to the answer area and arrange them in the correct order.

Actions	Answer Area
Create a Log Analytics workspace.	
Install agents on the VM and VM scale set to be monitored.	
Send console logs.	
Add a VMInsights solution.	
Create an Application Insights resource.	

- A. Mastered
- B. Not Mastered

Answer: A

Explanation:

Step 1: Create a Log Analytics workspace. First create the workspace.

Home > New > Application Insights >

Application Insights

Monitor web app performance and usage

Basics Tags Review + create

Create an Application Insights resource to monitor your live web application. With Application Insights, you have full observability into your application across all components and dependencies of your complex distributed architecture. It includes powerful analytics tools to help you diagnose issues and to understand what users actually do with your app. It's designed to help you continuously improve performance and usability. It works for apps on a wide variety of platforms including .NET, Node.js and Java EE, hosted on-premises, hybrid, or any public cloud. [Learn More](#)

PROJECT DETAILS

Select a subscription to manage deployed resources and costs. Use resource groups like folders to organize and manage all your resources.

Subscription * ⓘ Visual Studio Enterprise

Resource Group * ⓘ My_Resource_Group [Create new](#)

INSTANCE DETAILS

Name * ⓘ My_AppInsights_Resource ✓

Region * ⓘ (US) West US 2

Resource Mode * ⓘ Classic **Workspace-based**

WORKSPACE DETAILS

Subscription * ⓘ Visual Studio Enterprise

Log Analytics Workspace * ⓘ my-workspace-name [westus2]

Review + create « Previous Next : Tags >

Step 2: Add a VMInsights solution.

Before a Log Analytics workspace can be used with VM insights, it must have the VMInsights solution installed.

Step 3: Install agents on the VM and VM scale set to be monitored.

Prior to onboarding agents, you must create and configure a workspace. Install or update the Application Insights Agent as an extension for Azure virtual machines and VM scalet sets.

Step 4: Create an Application Insights resource

Sign in to the Azure portal, and create an Application Insights resource.

Once a workspace-based Application Insights resource has been created, configuring monitoring is relatively straightforward.

NEW QUESTION 161

HOTSPOT - (Topic 8)

A company develops a series of mobile games. All games use a single leaderboard service.

You have the following requirements:

- Code should be scalable and allow for growth.
- Each record must consist of a gameId, playerId, score, and time played.
- When users reach a new high score, the system will save the new score using the SaveScore function below.
- Each game is assigned an Id based on the series title.

You have the following code. (Line numbers are included for reference only.)

```
01 public void SaveScore(string gameId, string playerId, int score, long timePlayed)
02 {
03     CloudStorageAccount storageAccount = CloudStorageAccount.Parse(connectionString);
04     CloudTableClient tableClient = storageAccount.CreateCloudTableClient();
05     CloudTable table = tableClient.GetTableReference("scoreTable");
06     table.CreateIfNotExists();
07     var scoreRecord = new PlayerScore(gameId, playerId, score, timePlayed);
08     TableOperation insertOperation = TableOperation.Insert(scoreRecord);
09     table.Execute(insertOperation);
10 }
11 public class PlayerScore : TableEntity
12 {
13     public PlayerScore(string gameId, string playerId, int score, long timePlayed)
14     {
15         this.PartitionKey = gameId;
16         this.RowKey = playerId;
17         Score = score;
18         TimePlayed = timePlayed;
19     }
20     public int Score { get; set; }
21     public long TimePlayed { get; set; }
22 }
```

You store customer information in an Azure Cosmos database. The following data already exists in the database:

PartitionKey	RowKey	Email
Harp	Walter	wharp@contoso.com
Smith	Steve	ssmith@contoso.com
Smith	Jeff	jsmith@contoso.com

```
01 CloudTableClient tableClient = account.CreateCloudTableClient();
02 CloudTable table = tableClient.GetTableReference("people");
03 TableQuery<CustomerEntity> query = new TableQuery<CustomerEntity>()
04     .Where(TableQuery.CombineFilters(
05         TableQuery.Generate.And, TableQuery.GenerateFilterCondition(Email, QueryComparisons.Equal, "Smith")
06         TableQuery.Generate.And, TableQuery.GenerateFilterCondition(Email, QueryComparisons.Equal,
07             "ssmith@contoso.com")
08     ));
09 await table.ExecuteQuerySegmentedAsync<CustomerEntity>(query, null);
```

For each of the following statements, select Yes if the statement is true. Otherwise, select No.

NOTE:Each correct selection is worth one point.

	Yes	No
The code will work with Cosmos DB.	<input type="radio"/>	<input type="radio"/>
The save score function will update and replace a record if one already exists with the same playerId and gameId.	<input type="radio"/>	<input type="radio"/>
The data for the game will be automatically partitioned.	<input type="radio"/>	<input type="radio"/>
This code will store the values for the gameId and playerId parameters in the database.	<input type="radio"/>	<input type="radio"/>

- A. Mastered
B. Not Mastered

Answer: A

Explanation:

Box 1: Yes

Code for CosmosDB, example:

```
// Parse the connection string and return a reference to the storage account. CloudStorageAccount storageAccount = CloudStorageAccount.Parse(
CloudConfigurationManager.GetSetting("StorageConnectionString"));
```

```
// Create the table client.
```

```
CloudTableClient tableClient = storageAccount.CreateCloudTableClient();
```

```
// Retrieve a reference to the table.
```

```
CloudTable table = tableClient.GetTableReference("people");
```

```
// Create the TableOperation object that inserts the customer entity. TableOperation insertOperation = TableOperation.Insert(customer1);
```

Box 2: No

A new record will always be added as TableOperation.Insert is used, instead of TableOperation.InsertOrReplace.

Box 3: No

No partition key is used. Box 4: Yes

References:

<https://docs.microsoft.com/en-us/azure/cosmos-db/table-storage-how-to-use-dotnet>

NEW QUESTION 165

- (Topic 8)

You develop and deploy an Azure Logic app that calls an Azure Function app. The Azure Function app includes an OpenAPI (Swagger) definition and uses an Azure Blob storage account. All resources are secured by using Azure Active Directory (Azure AD).

The Azure Logic app must securely access the Azure Blob storage account. Azure AD resources must remain if the Azure Logic app is deleted.

You need to secure the Azure Logic app. What should you do?

- A. Create an Azure AD custom role and assign role-based access controls.
- B. Create an Azure AD custom role and assign the role to the Azure Blob storage account.
- C. Create an Azure Key Vault and issue a client certificate.
- D. Create a user-assigned managed identity and assign role-based access controls.
- E. Create a system-assigned managed identity and issue a client certificate.

Answer: D

Explanation:

To give a managed identity access to an Azure resource, you need to add a role to the target resource for that identity.

Note: To easily authenticate access to other resources that are protected by Azure Active Directory (Azure AD) without having to sign in and provide credentials or secrets, your logic app can use a managed identity (formerly known as Managed Service Identity or MSI). Azure manages this identity for you and helps secure your credentials because you don't have to provide or rotate secrets.

If you set up your logic app to use the system-assigned identity or a manually created, user-assigned identity, the function in your logic app can also use that same identity for authentication.

Reference:

<https://docs.microsoft.com/en-us/azure/logic-apps/create-managed-service-identity>

<https://docs.microsoft.com/en-us/azure/api-management/api-management-howto-mutual-certificates-for-clients>

NEW QUESTION 167

- (Topic 8)

Note: This question is part of a series of questions that present the same scenario. Each question in the series contains a unique solution. Determine whether the solution meets the stated goals.

You are developing and deploying several ASP.NET web applications to Azure App Service. You plan to save session state information and HTML output.

You must use a storage mechanism with the following requirements:

? Share session state across all ASP.NET web applications.

? Support controlled, concurrent access to the same session state data for multiple readers and a single writer.

? Save full HTTP responses for concurrent requests.

You need to store the information.

Solution: Enable Application Request Routing (ARR). Does the solution meet the goal?

- A. Yes
- B. No

Answer: B

Explanation:

Instead deploy and configure Azure Cache for Redis. Update the web applications. Reference:

<https://docs.microsoft.com/en-us/azure/architecture/best-practices/caching#managing-concurrency-in-a-cache>

NEW QUESTION 172

- (Topic 8)

Note: This question is part of a series of questions that present the same scenario. Each question in the series contains a unique solution that might meet the stated goals. Some question sets might have more than one correct solution, while others might not have a correct solution.

After you answer a question in this section, you will NOT be able to return to it. As a result, these questions will not appear in the review screen.

You develop and deploy an Azure App Service API app to a Windows-hosted deployment slot named Development. You create additional deployment slots named Testing and Production. You enable auto swap on the Production deployment slot.

You need to ensure that scripts run and resources are available before a swap operation occurs.

Solution: Enable auto swap for the Testing slot. Deploy the app to the Testing slot. Does the solution meet the goal?

- A. Yes
- B. No

Answer: B

Explanation:

Instead update the web.config file to include the applicationInitialization configuration element. Specify custom initialization actions to run the scripts.

Note: Some apps might require custom warm-up actions before the swap. The applicationInitialization configuration element in web.config lets you specify custom initialization actions. The swap operation waits for this custom warm-up to finish before swapping with the target slot. Here's a sample web.config fragment.

```
<system.webServer>
<applicationInitialization>
<add initializationPage="/" hostname="[app hostname]" />
<add initializationPage="/Home/About" hostname="[app hostname]" />
</applicationInitialization>
</system.webServer>
```

Reference:

<https://docs.microsoft.com/en-us/azure/app-service/deploy-staging-slots#troubleshoot-swaps>

NEW QUESTION 174

DRAG DROP - (Topic 8)

You plan to create a Docker image that runs as ASP.NET Core application named ContosoApp. You have a setup script named setupScript.ps1 and a series of application files including ContosoApp.dll.

You need to create a Dockerfile document that meets the following requirements:

•Call setupScript.ps1 when the container is built.
•Run ContosoApp.dll when the container starts.
The Docker document must be created in the same folder where ContosoApp.dll and setupScript.ps1 are stored.
Which four commands should you use to develop the solution? To answer, move the appropriate commands from the list of commands to the answer area and arrange them in the correct order.

Commands

RUN powershell ./setupScript.ps1
CMD ["dotnet", "ContosoApp.dll"]

EXPOSE ./ContosoApp/ /apps/ContosoApp

COPY ./

FROM microsoft/aspnetcore:2.0

WORKDIR /apps/ContosoApp

CMD powershell ./setupScript.ps1
ENTRYPOINT ["dotnet", "ContosoApp.dll"]

Answer Area

⬅

➡

⬆

⬆

- A. Mastered
- B. Not Mastered

Answer: A

Explanation:
Step 1: WORKDIR /apps/ContosoApp
Step 2: COPY ./-
The Docker document must be created in the same folder where ContosoApp.dll and setupScript.ps1 are stored.
Step 3: EXPOSE ./ContosoApp/ /app/ContosoApp Step 4: CMD powershell ./setupScript.ps1
ENTRYPOINT ["dotnet", "ContosoApp.dll"]
You need to create a Dockerfile document that meets the following requirements:
? Call setupScript.ps1 when the container is built.
? Run ContosoApp.dll when the container starts.
References:
<https://docs.microsoft.com/en-us/azure/app-service/containers/tutorial-custom-docker- image>

NEW QUESTION 176
HOTSPOT - (Topic 8)
You develop a news and blog content app for Windows devices.
A notification must arrive on a user's device when there is a new article available for them to view.
You need to implement push notifications.
How should you complete the code segment? To answer, select the appropriate options in the answer area.
NOTE:Each correct selection is worth one point.

Answer Area

```
string notificationHubName = "contoso_hub";
string notificationHubConnection = "connection_string";
    hub =
    NotificationHubClient
    NotificationHubClientSettings
    NotificationHubJob
    NotificationDetails
    .
    GetInstallation
    CreateClientFromConnectionString
    CreateOrUpdateInstallation
    PatchInstallation
(notificationHubConnection, notificationHubName);
string windowsToastPayload =
    @"<toast><visual><binding template=""ToastText01""><text id=""1"">" +
    @"New item to view" + @"</text></binding></visual></toast>";
try
{
    var result =
        await hub.
            SendWindowsNativeNotificationAsync
            SubmitNotificationHubJobAsync
            ScheduleNotificationAsync
            SendAppleNativeNotificationAsync
            (windowsToastPayload);
    ...
}
catch (System.Exception ex)
{
    ...
}
...
```

- A. Mastered
B. Not Mastered

Answer: A

Explanation:

Box 1: NotificationHubClient
Box 2: NotificationHubClient
Box 3: CreateClientFromConnectionString
// Initialize the Notification Hub NotificationHubClient hub =
NotificationHubClient.CreateClientFromConnectionString(listenConnString, hubName);
Box 4: SendWindowsNativeNotificationAsync Send the push notification.
var result = await hub.SendWindowsNativeNotificationAsync(windowsToastPayload);

NEW QUESTION 178

- (Topic 8)

Note: This question is part of a series of questions that present the same scenario. Each question in the series contains a unique solution that might meet the stated goals. Some question sets might have more than one correct solution, while others might not have a correct solution.

After you answer a question in this section, you will NOT be able to return to it. As a result, these questions will not appear in the review screen.

You are developing a website that will run as an Azure Web App. Users will authenticate by using their Azure Active Directory (Azure AD) credentials.

You plan to assign users one of the following permission levels for the website: admin, normal, and reader. A user's Azure AD group membership must be used to determine the permission level.

You need to configure authorization.

Solution:

? Configure and use Integrated Windows Authentication in the website.

? In the website, query Microsoft Graph API to load the group to which the user is a member.

Does the solution meet the goal?

- A. Yes
B. No

Answer: B

Explanation:

Microsoft Graph is a RESTful web API that enables you to access Microsoft Cloud service resources.

Instead in the Azure AD application's manifest, set value of the groupMembershipClaims option to All. In the website, use the value of the groups claim from the JWT for the user to determine permissions.

Reference:

<https://blogs.msdn.microsoft.com/waws/2017/03/13/azure-app-service-authentication-aad-groups/>

NEW QUESTION 181

DRAG DROP - (Topic 8)

You are maintaining an existing application that uses an Azure Blob GPv1 Premium storage account. Data older than three months is rarely used.

Data newer than three months must be available immediately. Data older than a year must be saved but does not need to be available immediately. You need to configure the account to support a lifecycle management rule that moves blob data to archive storage for data not modified in the last year. Which three actions should you perform in sequence? To answer, move the appropriate actions from the list of actions to the answer area and arrange them in the correct order.

Actions	Answer Area
Upgrade the storage account to GPv2	
Create a new GPv2 Standard account and set its default access tier level to cool	
Change the storage account access tier from hot to cool	
Copy the data to be archived to a Standard GPv2 storage account and then delete the data from the original storage account	

➤
⬅
⬆
⬇

- A. Mastered
- B. Not Mastered

Answer: A

Explanation:

Step 1: Upgrade the storage account to GPv2

Object storage data tiering between hot, cool, and archive is supported in Blob Storage and General Purpose v2 (GPv2) accounts. General Purpose v1 (GPv1) accounts don't support tiering.

You can easily convert your existing GPv1 or Blob Storage accounts to GPv2 accounts through the Azure portal.

Step 2: Copy the data to be archived to a Standard GPv2 storage account and then delete the data from the original storage account

Step 3: Change the storage account access tier from hot to cool Note: Hot - Optimized for storing data that is accessed frequently.

Cool - Optimized for storing data that is infrequently accessed and stored for at least 30 days.

Archive - Optimized for storing data that is rarely accessed and stored for at least 180 days with flexible latency requirements, on the order of hours.

Only the hot and cool access tiers can be set at the account level. The archive access tier can only be set at the blob level.

NEW QUESTION 182

- (Topic 8)

You are developing a web application that uses the Microsoft identity platform to authenticate users and resources. The web application calls several REST APIs. The APIs require an access token from the Microsoft identity platform. You need to request a token.

Which three properties should you use? Each correct answer presents part of the solution. NOTE: Each correct selection is worth one point.

- A. Application secret
- B. Redirect URI/URL
- C. Application name
- D. Supported account type
- E. Application ID

Answer: ABE

NEW QUESTION 184

- (Topic 8)

A development team is creating a new REST API. The API will store data in Azure Blob storage. You plan to deploy the API to Azure App Service.

Developers must access the Azure Blob storage account to develop the API for the next two months. The Azure Blob storage account must not be accessible by the developers after the two-month time period.

You need to grant developers access to the Azure Blob storage account. What should you do?

- A. Generate a shared access signature (SAS) for the Azure Blob storage account and provide the SAS to all developers.
- B. Create and apply a new lifecycle management policy to include a last accessed date value
- C. Apply the policy to the Azure Blob storage account.
- D. Provide all developers with the access key for the Azure Blob storage account
- E. Update the API to include the Coordinated Universal Time (UTC) timestamp for the request header.
- F. Grant all developers access to the Azure Blob storage account by assigning role-based access control (RBAC) roles.

Answer: A

Explanation:

Reference:

<https://docs.microsoft.com/en-us/azure/storage/common/storage-sas-overview>

NEW QUESTION 185

DRAG DROP - (Topic 8)

You develop a gateway solution for a public facing news API.

The news API back end is implemented as a RESTful service and hosted in an Azure App Service instance.

You need to configure back-end authentication for the API Management service instance. Which target and gateway credential type should you use? To answer, drag the appropriate values to the correct parameters. Each value may be used once, more than once, or not at all. You may need to drag the split bar between panes or scroll to view content. NOTE: Each correct selection is worth one point.

Configuration parameter	Value
Target	value
Gateway credentials	value

Azure Resource
HTTP(s) endpoint
Basic
Client cert

- A. Mastered
- B. Not Mastered

Answer: A

Explanation:

Box 1: Azure Resource Box 2: Client cert

API Management allows to secure access to the back-end service of an API using client certificates.

References:

<https://docs.microsoft.com/en-us/rest/api/apimanagement/apimanagementrest/azure-api-management-rest-api-backend-entity>

NEW QUESTION 190

- (Topic 8)

You develop a serverless application using several Azure Functions. These functions connect to data from within the code.

You want to configure tracing for an Azure Function App project. You need to change configuration settings in the hostjson file. Which tool should you use?

- A. Azure portal
- B. Azure PowerShell
- C. Azure Functions Core Tools (Azure CLI)
- D. Visual Studio

Answer: A

Explanation:

The function editor built into the Azure portal lets you update the function.json file and the code file for a function. The host.json file, which contains some runtime-specific configurations, is in the root folder of the function app.

References:

<https://docs.microsoft.com/en-us/azure/azure-functions/functions-reference#fileupdate>

NEW QUESTION 195

- (Topic 8)

You are developing an Azure Function App that processes images that are uploaded to an Azure Blob container.

Images must be processed as quickly as possible after they are uploaded, and the solution must minimize latency. You create code to process images when the Function App is triggered.

You need to configure the Function App. What should you do?

- A. Use an App Service pla
- B. Configure the Function App to use an Azure Blob Storage input trigger.
- C. Use a Consumption pla
- D. Configure the Function App to use an Azure Blob Storage trigger.
- E. Use a Consumption pla
- F. Configure the Function App to use a Timer trigger.
- G. Use an App Service pla
- H. Configure the Function App to use an Azure Blob Storage trigger.
- I. Use a Consumption pla
- J. Configure the Function App to use an Azure Blob Storage input trigger.

Answer: B

Explanation:

The Blob storage trigger starts a function when a new or updated blob is detected. The blob contents are provided as input to the function.

The Consumption plan limits a function app on one virtual machine (VM) to 1.5 GB of memory.

Reference:

<https://docs.microsoft.com/en-us/azure/azure-functions/functions-bindings-storage-blob-trigger>

NEW QUESTION 200

- (Topic 8)

Note: This question is part of a series of questions that present the same scenario. Each question in the series contains a unique solution that might meet the stated goals. Some question sets might have more than one correct solution, while others might not have a correct solution.

After you answer a question in this question, you will NOT be able to return to it. As a result, these questions will not appear in the review screen.

You are developing a website that will run as an Azure Web App. Users will authenticate by using their Azure Active Directory (Azure AD) credentials.

You plan to assign users one of the following permission levels for the website: admin,

normal, and reader. A user's Azure AD group membership must be used to determine the permission level. You need to configure authorization.

Solution: Configure the Azure Web App for the website to allow only authenticated requests and require Azure AD log on.

Does the solution meet the goal?

- A. Yes
- B. No

Answer: B

Explanation:

Instead in the Azure AD application's manifest, set value of the groupMembershipClaims option to All.

References:

<https://blogs.msdn.microsoft.com/waws/2017/03/13/azure-app-service-authentication-aad-groups/>

NEW QUESTION 202

HOTSPOT - (Topic 8)

You create the following PowerShell script:

```
$source = New-AzScheduledQueryRuleSource -Query 'Heartbeat | where TimeGenerated > ago(1h)' -DataSourceId "contoso"
$schedule = New-AzScheduledQueryRuleSchedule -FrequencyInMinutes 60 -TimeWindowInMinutes 60
$triggerCondition = New-AzScheduledQueryRuleTriggerCondition -ThresholdOperator "LessThan" -Threshold 5
$aznsActionGroup = New-AzScheduledQueryRuleAznsActionGroup -ActionGroup "contoso" -EmailSubject "Custom email subject"
-CustomWebhookPayload "{ \"alert\":\"#alertrulename\", \"IncludeSearchResults\":true }"
$alertingAction = New-AzScheduledQueryRuleAlertingAction -AznsAction $aznsActionGroup -Severity "3" -Trigger $triggerCondition
New-AzScheduledQueryRule -ResourceGroupName "contoso" -Location "eastus" -Action $alertingAction -Enabled $true
-Description "Alert description" -Schedule $schedule -Source $source -Name "Alert Name"
```

For each of the following statements, select Yes if the statement is true. Otherwise, select No,

NOTE:Each correct selection is worth one point.

Statements	Yes	No
A log alert is created that sends an email when the CPU percentage is above 60 percent for five minutes.	<input type="radio"/>	<input type="radio"/>
A log alert is created that sends an email when the number of virtual machine heartbeats in the past hour is less than five.	<input type="radio"/>	<input type="radio"/>
The log alert is scheduled to run every two hours.	<input type="radio"/>	<input type="radio"/>

- A. Mastered
B. Not Mastered

Answer: A

Explanation:

Box 1: No

The AzScheduledQueryRuleSource is Heartbeat, not CPU.

Box 2: Yes

The AzScheduledQueryRuleSource is Heartbeat!

Note: New-AzScheduledQueryRuleTriggerCondition creates an object of type Trigger Condition. This object is to be passed to the command that creates Alerting Action object.

Box 3: No

The schedule is 60 minutes, not two hours.

-FrequencyInMinutes: The alert frequency.

-TimeWindowInMinutes: The alert time window

The New-AzAscheduledQueryRuleSchedule command creates an object of type Schedule. This object is to be passed to the command that creates Log Alert Rule.

NEW QUESTION 207

HOTSPOT - (Topic 8)

You develop a containerized application. You plan to deploy the application to a new Azure Container instance by using a third-party continuous integration and continuous delivery (CI/CD) utility.

The deployment must be unattended and include all application assets. The third-party utility must only be able to push and pull images from the registry. The authentication must be managed by Azure Active Directory (Azure AD). The solution must use the principle of least privilege.

You need to ensure that the third-party utility can access the registry.

Which authentication options should you use? To answer, select the appropriate options in the answer area.

NOTE:Each correct selection is worth one point.

Authentication

Option

Registry authentication method

▼
Service principal
Individual identity
Repository-scoped access token
Managed identity for Azure resources

RBAC role

▼
AcrPull
Owner
AcrPush
Contributor

- A. Mastered
- B. Not Mastered

Answer: A

Explanation:

Box 1: Service principal

Applications and container orchestrators can perform unattended, or "headless," authentication by using an Azure Active Directory (Azure AD) service principal.

Box 2: AcrPush

AcrPush provides pull/push permissions only and meets the principle of least privilege.

NEW QUESTION 212

- (Topic 8)

You are developing an application to manage shipping information for cargo ships. The application will use Azure Cosmos D8 for storage.

The application must run offline when ships are at sea The application must be connected to Azure when ships are in port.

Which Azure Cosmos D8 API should you use for the application?

- A. Core
- B. MongoDe
- C. Cassandra
- D. Gremlin

Answer: C

NEW QUESTION 214

- (Topic 8)

You develop an Azure web app. You monitor performance of the web app by using Application Insights. You need to ensure the cost for Application Insights does not exceed a preset budget. What should you do?

- A. Implement ingestion sampling using the Azure portal.
- B. Set a daily cap for the Application Insights instance.
- C. Implement adaptive sampling using the Azure portal.
- D. Implement adaptive sampling using the Application Insights SDK.
- E. Implement ingestion sampling using the Application Insights SDK.

Answer: D

Explanation:

Sampling is an effective way to reduce charges and stay within your monthly quota.

You can set sampling manually, either in the portal on the Usage and estimated costs page; or in the ASP.NET SDK in the .config file; or in the Java SDK in the ApplicationInsights.xml file, to also reduce the network traffic.

Adaptive sampling is the default for the ASP.NET SDK. Adaptive sampling automatically adjusts to the volume of telemetry that your app sends. It operates automatically in the SDK in your web app so that telemetry traffic on the network is reduced.

References:

<https://docs.microsoft.com/en-us/azure/azure-monitor/app/sampling>

NEW QUESTION 217

- (Topic 8)

Note: This question is part of a series of questions that present the same scenario. Each question in the series contains a unique solution that might meet the stated goals. Some question sets might have more than one correct solution, while others might not have a correct solution.

After you answer a question in this section, you will NOT be able to return to it. As a result, these questions will not appear in the review screen.

You develop Azure solutions.

You must grant a virtual machine (VM) access to specific resource groups in Azure Resource Manager.

You need to obtain an Azure Resource Manager access token.

Solution: Use an X.509 certificate to authenticate the VM with Azure Resource Manager. Does the solution meet the goal?

- A. Yes
- B. No

Answer: B

Explanation:

Instead run the Invoke-RestMethod cmdlet to make a request to the local managed identity for Azure resources endpoint.

Reference:

<https://docs.microsoft.com/en-us/azure/active-directory/managed-identities-azure-resources/tutorial-windows-vm-access-arm>

NEW QUESTION 218

DRAG DROP - (Topic 8)

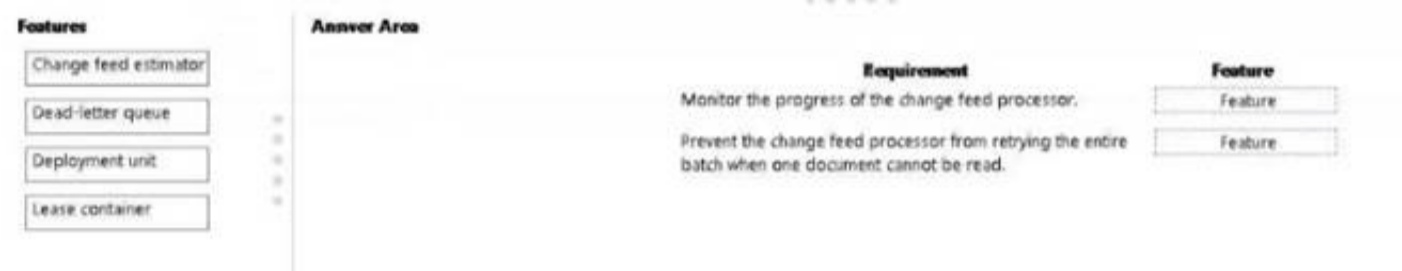
You are Implementing an Azure solution that uses Azure Cosmos DB and the latest Azure Cosmos DB SDK. You add a change feed processor to a new container instance.

You attempt to lead a batch of 100 documents. The process falls when reading one of the documents. The solution must monitor the progress of the change feed processor instance on the new container as the change feed is read. You must prevent the change feed processor from retrying the entire batch when one document cannot be read.

You need to implement the change feed processor to read the documents.

Which features should you use? To answer, drag the appropriate features to the correct requirements. Each feature may be used once, More than once, or not at all. You may need to drag The split bat between panes or scroll to view content

Each correct selection is worth one point

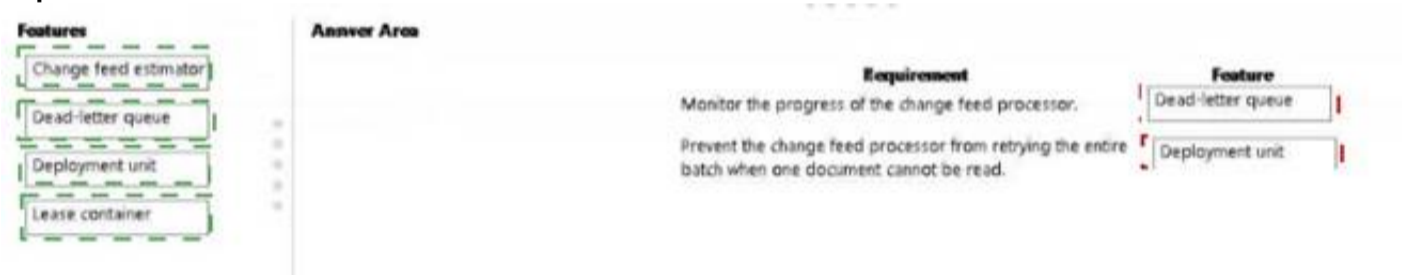


A. Mastered

B. Not Mastered

Answer: A

Explanation:



NEW QUESTION 223

HOTSPOT - (Topic 8)

You are developing a web application that uses the Microsoft identify platform for user and resource authentication. The web application calls several REST APIs.

You are implementing various authentication and authorization flows for the web application.

You need to validate the claims in the authentication token.

Which token type should use? To answer, select the appropriate options in the answer area.

NOTE: Each correct selection is worth one point.



A. Mastered

B. Not Mastered

Answer: A

Explanation:

Answer Area

Requirement	Token type
Identify users for the application by using a JWT token that contains claims.	<div>Access</div> <div>ID</div> <div>Refresh</div> <div>SAML</div>
Provide XML representations of claims that can be consumed by applications that use WS-Federation. Provide the web application with long-term access to resources on behalf of users without requiring interaction with those users.	<div>Access</div> <div>ID</div> <div>Refresh</div> <div>SAML</div>
Provide XML representations of claims that can be consumed by applications that use WS-Federation.	<div>Access</div> <div>ID</div> <div>Refresh</div> <div>SAML</div>

NEW QUESTION 226

- (Topic 8)

Note: This question is part of a series of questions that present the same scenario. Each question in the series contains a unique solution that might meet the stated goals. Some question sets might have more than one correct solution, while others might not have a correct solution.

After you answer a question in this section, you will NOT be able to return to it. As a result, these questions will not appear in the review screen.

You develop and deploy an Azure App Service API app to a Windows-hosted deployment slot named Development. You create additional deployment slots named Testing and Production. You enable auto swap on the Production deployment slot.

You need to ensure that scripts run and resources are available before a swap operation occurs.

Solution: Disable auto swap. Update the app with a method named statuscheck to run the scripts. Re-enable auto swap and deploy the app to the Production slot. Does the solution meet the goal?

- A. Yes
- B. No

Answer: B

Explanation:

Instead update the web.config file to include the applicationInitialization configuration element. Specify custom initialization actions to run the scripts.

Note: Some apps might require custom warm-up actions before the swap. The applicationInitialization configuration element in web.config lets you specify custom initialization actions. The swap operation waits for this custom warm-up to finish before swapping with the target slot. Here's a sample web.config fragment.

```
<system.webServer>
<applicationInitialization>
<add initializationPage="/" hostname="[app hostname]" />
<add initializationPage="/Home/About" hostname="[app hostname]" />
</applicationInitialization>
</system.webServer>
```

Reference:

<https://docs.microsoft.com/en-us/azure/app-service/deploy-staging-slots#troubleshoot-swaps>

NEW QUESTION 230

DRAG DROP - (Topic 8)

You are developing an Azure solution.

You need to develop code to access a secret stored in Azure Key Vault.

How should you complete the code segment? To answer, drag the appropriate code segments to the correct locations. Each code segment may be used once, more than once, or not at all. You may need to drag the split bar between panes or scroll to view content.

NOTE: Each correct selection is worth one point.

Code segments	Answer Area
DefaultAzureCredential	<pre>string var1 = Environment.GetEnvironmentVariable("KEY_VAULT_URI");</pre>
ClientSecretCredential	<pre>var var2 = new Code segment (new Uri(var1), new Code segment ());</pre>
CloudClients	
SecretClient	

- A. Mastered
- B. Not Mastered

Answer: A

Explanation:

Box 1: SecretClient

Box 2: DefaultAzureCredential

In below example, the name of your key vault is expanded to the key vault URI, in the format "https://<your-key-vault-name>.vault.azure.net". This example is using 'DefaultAzureCredential()' class from Azure Identity Library, which allows to use the same code across different environments with different options to

provide identity.

```
string keyVaultName = Environment.GetEnvironmentVariable("KEY_VAULT_NAME"); var kvUri = "https://" + keyVaultName + ".vault.azure.net";
var client = new SecretClient(new Uri(kvUri), new DefaultAzureCredential());
```

NEW QUESTION 235

- (Topic 8)

You are developing an Azure App Service REST API.

The API must be called by an Azure App Service web app. The API must retrieve and update user profile information stored in Azure Active Directory (Azure AD).

You need to configure the API to make the updates.

Which two tools should you use? Each correct answer presents part of the solution. NOTE: Each correct selection is worth one point.

- A. Microsoft Graph API
- B. Microsoft Authentication Library (MSAL)
- C. Azure API Management
- D. Microsoft Azure Security Center
- E. Microsoft Azure Key Vault SDK

Answer: AC

Explanation:

A: You can use the Azure AD REST APIs in Microsoft Graph to create unique workflows between Azure AD resources and third-party services.

Enterprise developers use Microsoft Graph to integrate Azure AD identity management and other services to automate administrative workflows, such as employee onboarding (and termination), profile maintenance, license deployment, and more.

C: API Management (APIM) is a way to create consistent and modern API gateways for existing back-end services.

API Management helps organizations publish APIs to external, partner, and internal developers to unlock the potential of their data and services.

Reference:

<https://docs.microsoft.com/en-us/graph/azuread-identity-access-management-concept-overview>

NEW QUESTION 239

HOTSPOT - (Topic 8)

You have a web service that is used to pay for food deliveries. The web service uses Azure Cosmos DB as the data store.

You plan to add a new feature that allows users to set a tip amount. The new feature requires that a property named tip on the document in Cosmos DB must be present and contain a numeric value.

There are many existing websites and mobile apps that use the web service that will not be updated to set the tip property for some time.

How should you complete the trigger?

NOTE: Each correct selection is worth one point.

```
function ensureTip() {
var r = 

_value();
        _readDocument('item');
        getContext().getRequest();
        getContext().getResponse();


var i = r.getBody();


if (!("tip" in i)) {
            if (request.getValue("tip") === null){
            if (isNaN(i)["tip"] || i["tip"]=== null) {
            if (typeof _pluck("tip") == 'number') {
            i["tip"] = 0;
            }
            }



r.setBody(i);
            r.setValue(i);
            _upsertDocument(i);
            _replaceDocument(i)


```

- A. Mastered
- B. Not Mastered

Answer: A

Explanation:

Box 1: getContext().getRequest();

Box 2: if(isNaN(i)["tip"] ..

In JavaScript, there are two ways to check if a variable is a number :

isNaN() – Stands for “is Not a Number”, if variable is not a number, it return true, else return false.

typeof – If variable is a number, it will returns a string named “number”.

```
Box 3:r.setBody(i);
```

```
// update the item that will be created
```

References:

<https://docs.microsoft.com/bs-latn-ba/azure/cosmos-db/how-to-write-stored-procedures- triggers-udfs>

<https://mkyong.com/javascript/check-if-variable-is-a-number-in-javascript/>

NEW QUESTION 241

- (Topic 8)

Note: This question is part of a series of questions that present the same scenario. Each question in the series contains a unique solution that might meet the stated goals. Some question sets might have more than one correct solution, while others might not have a correct solution.

After you answer a question in this question, you will NOT be able to return to it. As a result, these questions will not appear in the review screen.

You are developing a solution that will be deployed to an Azure Kubernetes Service (AKS) cluster. The solution will include a custom VNet, Azure Container Registry images, and an Azure Storage account.

The solution must allow dynamic creation and management of all Azure resources within the AKS cluster.

You need to configure an AKS cluster for use with the Azure APIs.

Solution: Create an AKS cluster that supports network policy. Create and apply a network to allow traffic only from within a defined namespace.

Does the solution meet the goal?

A. Yes

B. No

Answer: A

Explanation:

When you run modern, microservices-based applications in Kubernetes, you often want to control which components can communicate with each other. The principle of least privilege should be applied to how traffic can flow between pods in an Azure Kubernetes Service (AKS) cluster. Let's say you likely want to block traffic directly to back-end applications. The Network Policy feature in Kubernetes lets you define rules for ingress and egress traffic between pods in a cluster.

References:

<https://docs.microsoft.com/en-us/azure/aks/use-network-policies>

NEW QUESTION 243

- (Topic 8)

You have an existing Azure storage account that stores large volumes of data across multiple containers.

You need to copy all data from the existing storage account to a new storage account. The copy process must meet the following requirements:

? Automate data movement.

? Minimize user input required to perform the operation.

? Ensure that the data movement process is recoverable.

What should you use?

A. AzCopy

B. Azure Storage Explorer

C. Azure portal

D. .NET Storage Client Library

Answer: A

Explanation:

You can copy blobs, directories, and containers between storage accounts by using the AzCopy v10 command-line utility.

The copy operation is synchronous so when the command returns, that indicates that all files have been copied.

Reference:

<https://docs.microsoft.com/en-us/azure/storage/common/storage-use-azcopy-blobs-copy>

NEW QUESTION 246

- (Topic 8)

You are developing several Azure API Management (APIM) hosted APIs.

You must inspect request processing of the APIs in APIM. Requests to APIM by using a REST client must also be included. The request inspection must include the following information:

- requests APIM sent to the API backend and the response it received
 - policies applied to the response before sending back to the caller
 - errors that occurred during the processing of the request and the policies applied to the errors
 - original request APIM received from the caller and the policies applied to the request
- You need to inspect the APIs.

Which three actions should you do? Each correct answer presents part of the solution. NOTE: Each correct selection is worth one point.

A. Enable the Allow tracing setting for the subscription used to inspect the API.

B. Add the Ocp-Apim-Trace header value to the API call with a value set to true

C. Add the Ocp-Apim-Subscription-Key header value to the key for a subscription that allows access to the API.

D. Create and configure a custom policy

E. Apply the policy to the outbound policy section with an API scope.

F. Create and configure a custom policy

G. Apply the policy to the inbound policy section with a global scope.

Answer: ABC

Explanation:

The correct answer is A, B, and C. To inspect request processing of the APIs in APIM, you need to do the following three actions:

? Enable the Allow tracing setting for the subscription used to inspect the API. This

setting allows you to trace request processing in APIM using the test console, a REST client, or a client app. You can enable this setting in the portal by selecting Subscriptions and then selecting the subscription you want to use for debugging1.

? Add the Ocp-Apim-Trace header value to the API call with a value set to true. This header triggers tracing when making requests to APIM using a REST client or a client app. You also need to add the Ocp-Apim-Subscription-Key header value to the key for a subscription that allows access to the API1.

? Add the Ocp-Apim-Subscription-Key header value to the key for a subscription that allows access to the API. This header authenticates your request and grants you access to the API. You can find the key for your subscription in the portal by selecting Subscriptions and then selecting Show/hide keys1.

You do not need to create and configure a custom policy for tracing request processing. The trace policy is used to add a custom trace into the request tracing output, Application Insights telemetries, and/or resource logs2. It is not required for inspecting the APIs.

NEW QUESTION 251

- (Topic 8)

You develop an app that allows users to upload photos and videos to Azure storage. The app uses a storage REST API call to upload the media to a blob storage account named Account1. You have blob storage containers named Container1 and Container2. Uploading of videos occurs on an irregular basis. You need to copy specific blobs from Container1 to Container2 in real time when specific requirements are met, excluding backup blob copies. What should you do?

- A. Download the blob to a virtual machine and then upload the blob to Container2.
- B. Run the Azure PowerShell command Start-AzureStorageBlobCopy.
- C. Copy blobs to Container2 by using the Put Blob operation of the Blob Service REST API.
- D. Use AzCopy with the Snapshot switch blobs to Container2.

Answer: B

Explanation:

The Start-AzureStorageBlobCopy cmdlet starts to copy a blob. Example 1: Copy a named blob
C:\PS>Start-AzureStorageBlobCopy -SrcBlob "ContosoPlanning2015" -DestContainer "ContosoArchives" -SrcContainer "ContosoUploads"

This command starts the copy operation of the blob named ContosoPlanning2015 from the container named ContosoUploads to the container named ContosoArchives.

References:
<https://docs.microsoft.com/en-us/powershell/module/azure.storage/start-azuresstorageblobcopy?view=azurermps-6.13.0>

NEW QUESTION 253

DRAG DROP - (Topic 8)

You develop a web app that uses tier D1 app service plan by using the Web Apps feature of Microsoft Azure App Service. Spikes in traffic have caused increases in page load times. You need to ensure that the web app automatically scales when CPU load is about 85 percent and minimize costs. Which four actions should you perform in sequence? To answer, move the appropriate actions from the list of actions to the answer area and arrange them in the correct order.

NOTE: More than one order of answer choices is correct. You will receive credit for any of the correct orders you select.

Actions

Configure the web app to the Premium App Service tier.

Configure the web app to the Standard App Service tier.

Enable autoscaling on the web-app.

Add a Scale rule.

Switch to an Azure App Services consumption plan.

Configure a Scale condition.

Answer Area

<

>

↑

↓

- A. Mastered
- B. Not Mastered

Answer: A

Explanation:

Step 1: Configure the web app to the Standard App Service Tier
The Standard tier supports auto-scaling, and we should minimize the cost.

Step 2: Enable autoscaling on the web app First enable autoscale

Step 3: Add a scale rule

Step 4: Add a Scale condition

NEW QUESTION 255

HOTSPOT - (Topic 8)

An organization deploys a Mob storage account. Users take multiple snapshots of the blob storage account over time. You need to delete all snapshots or the blob storage account. You must not delete the blob storage account itself. How should you complete the code segment? To answer select the appropriate options in the answer area.
 NOTE: Each correct selection is worth one point.

Answer Area

delete_blob ()

delete_container
 delete_snapshots
 snapshot_blob
 snapshots_present

=

False
 Include
 Only

- A. Mastered
- B. Not Mastered

Answer: A

Explanation:

Answer Area

delete_blob ()

delete_container
 delete_snapshots
 snapshot_blob
 snapshots_present

=

False
 Include
 Only

NEW QUESTION 257

- (Topic 8)

You are developing a software solution for an autonomous transportation system. The solution uses large data sets and Azure Batch processing to simulate navigation sets for entire fleets of vehicles.

You need to create compute nodes for the solution on Azure Batch. What should you do?

- A. In the Azure portal, create a Batch account.
- B. In a .NET method, call the method:BatchClient.PoolOperations.CreatePool
- C. In Python, implement the class:JobAddParameter
- D. In Python, implement the class:TaskAddParameter

Answer: B

Explanation:

A Batch job is a logical grouping of one or more tasks. A job includes settings common to the tasks, such as priority and the pool to run tasks on. The app uses the BatchClient.JobOperations.CreateJob method to create a job on your pool.

NEW QUESTION 259

HOTSPOT - (Topic 8)

You develop a web app that interacts with Azure Active Directory (Azure AD) groups by using Microsoft Graph.

You build a web page that shows all Azure AD groups that are not of the type 'Unified'. You need to build the Microsoft Graph query for the page.

How should you complete the query? To answer, select the appropriate options in the answer area.

NOTE: Each correct selection is worth one point.

Answer Area

https://graph.microsoft.com/v1.0/groups? = &\$

filter
 filter
 search
 contains

=

groupTypes/any(s:s ne 'Unified')
 groupTypes/any(s:s ne 'Unified')
 not groupTypes/contains('Unified')
 not groupTypes/any(s:s eq 'Unified')
 groupTypes/contains('Unified') eq false

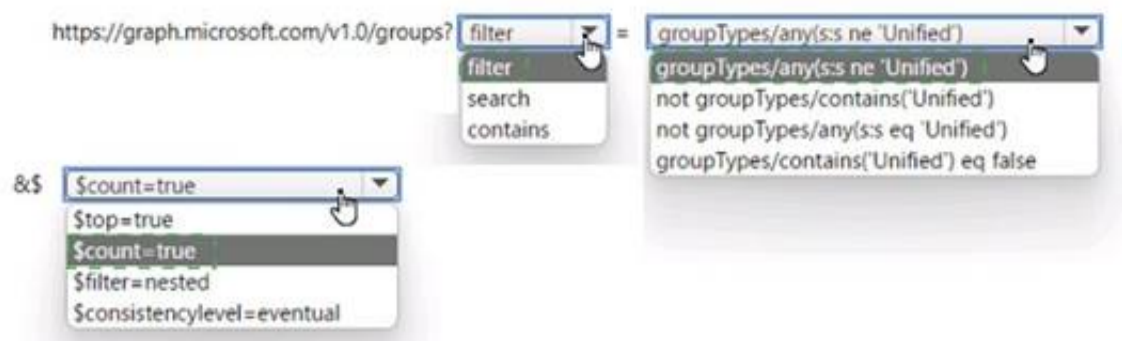
\$count=true
 \$stop=true
 \$count=true
 \$filter=nested
 \$consistencylevel=eventual

- A. Mastered
- B. Not Mastered

Answer: A

Explanation:

Answer Area



NEW QUESTION 260

- (Topic 8)

You are developing applications for a company. You plan to host the applications on Azure App Services.

The company has the following requirements:

? Every five minutes verify that the websites are responsive.

? Verify that the websites respond within a specified time threshold. Dependent requests such as images and JavaScript files must load properly.

? Generate alerts if a website is experiencing issues.

? If a website fails to load, the system must attempt to reload the site three more times.

You need to implement this process with the least amount of effort. What should you do?

D18912E1457D5D1DDCBD40AB3BF70D5D

A. Create a Selenium web test and configure it to run from your workstation as a scheduled task.

B. Set up a URL ping test to query the home page.

C. Create an Azure function to query the home page.

D. Create a multi-step web test to query the home page.

E. Create a Custom Track Availability Test to query the home page.

Answer: D

Explanation:

You can monitor a recorded sequence of URLs and interactions with a website via multi- step web tests.

Reference:

<https://docs.microsoft.com/en-us/azure/azure-monitor/app/availability-multistep>

NEW QUESTION 264

DRAG DROP - (Topic 8)

You are developing an application to use Azure Blob storage. You have configured Azure Blob storage to include change feeds.

A copy of your storage account must be created in another region. Data must be copied from the current storage account to the new storage account directly between the storage servers.

You need to create a copy of the storage account in another region and copy the data.

In which order should you perform the actions? To answer, move all actions from the list of actions to the answer area and arrange them in the correct order.

Actions	Answer Area
Use AZCopy to copy the data to the new storage account.	
Deploy the template to create a new storage account in the target region.	
Export a Resource Manager template.	⬅️ ⬆️
Create a new template deployment.	➡️ ⬇️
Modify the template by changing the storage account name and region.	

A. Mastered

B. Not Mastered

Answer: A

Explanation:

<https://docs.microsoft.com/en-us/azure/storage/common/storage-account-move?tabs=azure-portal#modify-the-template>

NEW QUESTION 268

- (Topic 8)

You are creating an Azure key vault using PowerShell. Objects deleted from the key vault must be kept for a set period of 90 days.

Which two of the following parameters must be used in conjunction to meet the requirement? (Choose two.)

A. EnabledForDeployment

- B. EnablePurgeProtection
- C. EnabledForTemplateDeployment
- D. EnableSoftDelete

Answer: BD

NEW QUESTION 271

HOTSPOT - (Topic 8)

You plan to deploy a web app to App Service on Linux. You create an App Service plan. You create and push a custom Docker image that image that contains the web app to Azure Container Registry.

You need to access the console logs generated from inside the container in real-time. How should you complete the Azure CLI command? To answer, select the appropriate options in the answer area.

NOTE: Each correct selection is worth one point.

az webapp log

config

download

show

tail

--name ContosoWeb --resource-group ContosoDevRG

filesystem

--web-server-logging

--docker-container-logging

--application-logging

az

webapp

acr

aks

log

config

download

show

tail

--name ContosoWeb --resource-group ContosoDevRG

- A. Mastered
- B. Not Mastered

Answer: A

Explanation:

Box 1: config
To Configure logging for a web app use the command: az webapp log config
Box 2: --docker-container-logging Syntax include:
az webapp log config [--docker-container-logging {filesystem, off}]
Box 3: webapp
To download a web app's log history as a zip file use the command: az webapp log download
Box 4: download References:
<https://docs.microsoft.com/en-us/cli/azure/webapp/log>

NEW QUESTION 273

HOTSPOT - (Topic 8)

You develop a news and blog content delivery app for Windows devices.

A notification must arrive on a user's device when there is a new article available for them to view.

You need to implement push notifications.

How should you complete the code segment? To answer, select the appropriate options in the answer area.

NOTE: Each correct selection is worth one point.

Answer Area

```
string notificationHubName = "contoso_hub";
string notificationHubConnection = "connection_string";
```

▼
hub=

NotificationHubClient
NotificationHubClientSettings
NotificationHubJob
NotificationDetails

▼

NotificationHubClient
NotificationHubClientSettings
NotificationHubJob
NotificationDetails

▼

GetInstallation
CreateClientFromConnectionString
CreateOrUpdateInstallation
PatchInstallation

```
(notificationHubConnection, notificationHubName);
string windowsToastPayload =
@"<toast><visual><binding template=""ToastText01""><text id=""1"">"+
@"New item to view" + @"</text></binding></visual></toast>";
try
{
    var result=
        await hub. (windowsToastPayload);
        SendWindowsNativeNotificationAsync
        SubmitNotificationHubJobAsync
        ScheduleNotificationAsync
        SendAppleNativeNotificationAsync
}
}
catch (System.Exception ex)
{
    . . .
}
. . .
```

- A. Mastered
 B. Not Mastered

Answer: A

Explanation:

Box 1: NotificationHubClient

Box 2: NotificationHubClient

Box 3: CreateClientFromConnectionString

// Initialize the Notification Hub NotificationHubClient hub =

NotificationHubClient.CreateClientFromConnectionString(listenConnString, hubName);

Box 4: SendWindowsNativeNotificationAsync Send the push notification.

var result = await hub.SendWindowsNativeNotificationAsync(windowsToastPayload);

References:

<https://docs.microsoft.com/en-us/azure/notification-hubs/notification-hubs-push-notification-registration-management>

<https://github.com/MicrosoftDocs/azure-docs/blob/master/articles/app-service-mobile/app-service-mobile-windows-store-dotnet-get-started-push.md>

NEW QUESTION 278

DRAG DROP - (Topic 8)

You are creating a script that will run a large workload on an Azure Batch pool. Resources will be reused and do not need to be cleaned up after use.

You have the following parameters:

Parameter name	Description
\$script	the script that will run across the batch pool
\$image	the image that pool worker processes will use
\$sku	the node agent SKU Id
\$numberOfJobs	the number of jobs to run

You need to write an Azure CLI script that will create the jobs, tasks, and the pool.

In which order should you arrange the commands to develop the solution? To answer, move the appropriate commands from the list of command segments to the answer area and arrange them in the correct order.

Command segments	Answer Area
<pre>az batch pool create --id mypool --vm-size Standard_A1_v2 --target-dedicated-nodes 2 --image \$image --node-agent-sku-id \$sku</pre>	
<pre>az batch job create --id myjob --pool-id mypool</pre>	<div>⏪</div>
<pre>for i in {1..\$numberOfJobs} do</pre>	<div>⏩</div>
<pre>az batch task create --task-id mytask\$i --job-id myjob --command-line \$script</pre>	<div>⏴</div> <div>⏵</div>

- A. Mastered
- B. Not Mastered

Answer: A

Explanation:

Step 1: az batch pool create
Create a new Linux pool with a virtual machine configuration. az batch pool create \
--id mypool \
--vm-size Standard_A1 \
--target-dedicated 2 \
--image canonical:ubuntu:16.04-LTS \
--node-agent-sku-id "batch.node.ubuntu 16.04"

Step 2: az batch job create
Create a new job to encapsulate the tasks that are added. az batch job create \
--id myjob \
--pool-id mypool

Step 3: az batch task create
Add tasks to the job. Here the task is a basic shell command. az batch task create \
--job-id myjob \
--task-id task1 \
--command-line "/bin/bash -c 'printenv AZ_BATCH_TASK_WORKING_DIR'"

Step 4: for i in {1..\$numberOfJobs} do

References:
<https://docs.microsoft.com/bs-latn-ba/azure/batch/scripts/batch-cli-sample-run-job>

NEW QUESTION 282

.....

Thank You for Trying Our Product

We offer two products:

1st - We have Practice Tests Software with Actual Exam Questions

2nd - Questions and Answers in PDF Format

AZ-204 Practice Exam Features:

- * AZ-204 Questions and Answers Updated Frequently
- * AZ-204 Practice Questions Verified by Expert Senior Certified Staff
- * AZ-204 Most Realistic Questions that Guarantee you a Pass on Your FirstTry
- * AZ-204 Practice Test Questions in Multiple Choice Formats and Updatesfor 1 Year

100% Actual & Verified — Instant Download, Please Click
[Order The AZ-204 Practice Test Here](#)