

## Exam Questions PL-100

Microsoft Power Platform App Maker

<https://www.2passeasy.com/dumps/PL-100/>



NEW QUESTION 1

HOTSPOT - (Topic 4)  
HOTSPOT

A company uses Microsoft Teams and Microsoft 365. Employees use Microsoft Excel to create checklist and capture measurements. The company requites a Microsoft Power Platform app to consolidate the checklists and perform the measurements- Network connectivity may not be available when measurements are taken.  
Which features should you use? To answer, select the appropriate options in the answer area  
NOTE: Each coned selection is worth one point.

Answer Area

Requirement	Feature
App type	Model-driven app
	Canvas app
	Model-driven app
Data source	Cloud Excel table
	Local Excel table
	Cloud Excel table
Offline mode	Power Apps mobile
	Field Service Mobile
	Power Apps mobile
	Power Apps for Windows
	Power Apps wrap

- A. Mastered
- B. Not Mastered

Answer: A

Explanation:

Answer Area

Requirement	Feature
App type	Model-driven app
	Canvas app
	Model-driven app
Data source	Cloud Excel table
	Local Excel table
	Cloud Excel table
Offline mode	Power Apps mobile
	Field Service Mobile
	Power Apps mobile
	Power Apps for Windows
	Power Apps wrap

NEW QUESTION 2

HOTSPOT - (Topic 4)  
HOTSPOT

You are configuring security to enable users to analyze data by using Microsoft Excel templates. You create a security role named TemplateAdministrator and configure the role as shown below and assign the role to a user named User1.

Power Apps

File Save and Close Actions Help

Security role: TemplateAdministrator

Working on solutions: Default Solution

Entity	Create	Read	Write	Delete	Append	Append To	Assign	Share
Business Unit								
Channel Property Group								
Currency								
Document Template								
Mailbox Auto Tracking Folder								
Organization								
Personal Document Template								

**Privacy Related Privileges**

Enabling these privileges will allow users to extract customer data from Microsoft Dynamics 365. For more information, review the corresponding user documentation.

Document Generation		Dynamics 365 for mobile	
Export to Excel		Go Offline in Outlook	
Mail Merge		Print	
Sync to Outlook		Use Dynamics 365 App for Outlook	

**Miscellaneous Privileges**

Act on Behalf of Another User		Approve Email Addresses for Users or Queues	
Assign manager for a user		Assign position for a user	
Assign Territory to User		Bulk Edit	

**Key**

None Selected User Business Unit Parent: Child Business Unit Organization

Use the drop-down menus to select the answer choice that answers each question based on the information presented in the graphic.  
 NOTE: Each correct selection is worth one point.

You need to ensure that User1 can see the pre-configured example templates.  
 Which permission should you change?

▼

Bulk Edit

Export to Excel

Read on Document Template

Read on Personal Document Template

You need to ensure that User1 can download the file to create an Excel template.  
 Which permission should you change?

▼

Bulk Edit

Export to Excel

Read on Document Template

Read on Personal Document Template

- A. Mastered  
 B. Not Mastered

Answer: A

Explanation:

You need to ensure that User1 can see the pre-configured example templates.  
 Which permission should you change?

	▼
Bulk Edit	
Export to Excel	
Read on Document Template	
Read on Personal Document Template	

You need to ensure that User1 can download the file to create an Excel template.  
 Which permission should you change?

	▼
Bulk Edit	
Export to Excel	
Read on Document Template	
Read on Personal Document Template	

### NEW QUESTION 3

- (Topic 4)

You design a canvas app for users to search thousands of records. You select a data source that supports delegation to optimize performance. You need to create the app so that it takes advantage of the delegable functionality of the data source. What should you do?

- A. Run multiple processes simultaneously.
- B. Use the query functions the data source provides.
- C. Use the data returned from the data source in multiple languages.
- D. Connect to the same data source as different users at run time.

**Answer:** B

### NEW QUESTION 4

DRAG DROP - (Topic 4)

You create multiple apps as part of an unmanaged solution. You need to move the apps to another environment.

You need to pick the appropriate solution type for each requirement.

Which types of solutions should you create? To answer, drag the appropriate solution types to the correct requirements. Each solution type may be used once, more than once, or not at all. You may need to drag the split bar between panes or scroll to view content.

NOTE: Each correct selection is worth one point.

- A. Mastered
- B. Not Mastered

**Answer:** A

**Explanation:**

Requirement	Solution type
Edit existing components of the solution.	Unmanaged
Add new components to the solution.	Unmanaged
Export the solution.	Managed

Box 1: Unmanaged

Unmanaged Solution: The beginning state of solution is the unmanaged solution state. During this phase, you can add, edit, update, remove, delete, and test any of the components of the solution.

Box 2: Unmanaged

Box 3: Managed

Managed Solution: A managed solution is a finalized solution that can be distributed and installed. They are created by exporting an unmanaged solution by setting restrictions to prevent any further customizations. The whole point of Managed is locking down the Component states so they cannot be edited. Deleting the Managed Solution will remove all its customisations as well as data contained. Managed Solutions become read only once deployed so they cannot be manipulated.

### NEW QUESTION 5

DRAG DROP - (Topic 4)

A company has 500 products. Each product is referenced by a product ID. Each product belongs to one of eight product categories.

You are creating an app to manage requests for new products.

The product categories will never change. Categories are defined in the column itself, not in a separate table. The data must be structured in a way that does not allow for misspellings.

Only two new tables should be created in Microsoft Dataverse:

? Products: Holds the products that can be requested.  
? Requests: Holds the requests for the product ID and quantity. The products are filtered by product category.  
You need to identify the data types to use when building the table columns in Dataverse.  
Which data type should you use? To answer, drag the appropriate data types to the correct requirements. Each data type may be used once, more than once, or not at all. You may need to drag the split bar between panes or scroll to view content.  
NOTE: Each correct selection is worth one point.

Data types

Lookup

Choice

Text

Answer Area

Scenario

Create a column in the Products table that displays the category of the product

Create a column in the Products table for the product ID of the product

Create a column in the Requests table that allows the user to select form a list of available products

Data types

Data type

Data type

Data type

- A. Mastered
- B. Not Mastered

Answer: A

Explanation:

Box 1: Text  
Text columns can contain text characters. This column type has several format options that will change the presentation of the text.  
Box 2: Lookup  
When you create a new lookup column you are creating a new Many-to-One (N:1) table relationship between the table you're working with and the Target Row Type defined for the lookup.  
Box 3: Choice  
You can customize forms (main, quick create, and quick view) and email templates by adding multi-select columns that are called Choices. When you add a choices column, you can specify multiple values that will be available for users to select. When users fill out the form, they can select one, multiple, or all the values displayed in a drop-down list.

NEW QUESTION 6

HOTSPOT - (Topic 4)  
You create a canvas app for a service company.  
Using the Tree view, you navigate to the ViewServices screen. The screen contains a form named DetailForm1 that only contains Label controls. You add the People icon to the header of the ViewServices screen as shown below:

Tree view

Screens

Components

Search

ViewServices

LblAppName2\_1

RectQuickActionBar2\_1

Icon1

DetailForm1

Name\_DataCard1

DataCardValue1

DataCardKey1

Address\_DataCard1

Serve By\_DataCard1

Service Type\_DataCard1

LblAppName2

IconDelete1

Card: Name

Name

john Doe

Address

123 Main Street

Serve By

5/4/2020 12:00 AM

Service Type

Personal Service

Activities

When you select the icon a new Activity form opens. You must set the value of the Name field on the new Activity form to the value of the name field from DetailForm1.  
Use the drop-down menus to select the answer choice that answers each question based on the information presented in the graphic.  
NOTE: Each correct selection is worth one point.

Passing Certification Exams Made Easy

visit - https://www.2PassEasy.com

Which formula must you enter in the Name field on the Activity form to default the Name from DetailForm1?

Which action should you perform on the People icon?

- A. Mastered
- B. Not Mastered

**Answer:** A

**Explanation:**

Box 1: Name\_DataCardValue1.Default

Box 2: Move the icon to the Activity form and set the On Select property to the Activity screen.

The Select function simulates a select action on a control as if the user had clicked or tapped the control. As a result, the OnSelect formula on the target control is evaluated.

**NEW QUESTION 7**

- (Topic 4)

You are an app designer for a hotel.

The hotel wants to create an app to help the housekeeping staff schedule work. You need to create a new environment for the app.

Where should you create the environment?

- A. Power Platform Admin center
- B. Power Apps Maker portal
- C. Dynamics 365 Admin center

**Answer:** A

**Explanation:**

Manage environment in the Power Platform admin center. Reference:

<https://docs.microsoft.com/en-us/power-platform/admin/create-environment>

**NEW QUESTION 8**

- (Topic 4)

You create a canvas app within a Power Platform environment.

You need to identify potential accessibility issues for the canvas app before making the app available to other users.

Which tool should you use?

- A. Portal Checker
- B. App Checker
- C. Solution Checker

**Answer:** B

**Explanation:**

Find accessibility issues

\* 1. In the upper-right corner of Power Apps Studio, select the icon for the App checker.



\* 2. In the menu that appears, select Accessibility.

A list of issues appears, sorted first by severity and then by screen.

Reference:

<https://docs.microsoft.com/en-us/powerapps/maker/canvas-apps/accessibility-checker>

**NEW QUESTION 9**

HOTSPOT - (Topic 4)

HOTSPOT

A company is creating an app to manage project status reports.

Users will update a series of controls and click a submit button. The submit button will calculate a risk score for the project and return to the previous screen with that risk score. The risk score will be used in two different forms.

You need to create the formula on the button click. To answer, select the appropriate option in the answer area NOTE: Each correct selection is worth one point.

Answer Area

Action

Assign the scope for the variable.

Separate the calculate action from the previous screen.

Go to the next page.

Formula component

Global variable

Collection

Context variable

Global variable

Lookups

:

.

:

|

.

Navigate( )

Navigate( )

Revert( )

NewForm( )

SetFocus( )

- A. Mastered  
B. Not Mastered

Answer: A

Explanation:

Answer Area

Action

Assign the scope for the variable.

Separate the calculate action from the previous screen.

Go to the next page.

Formula component

Global variable

:

Navigate( )

NEW QUESTION 10

DRAG DROP - (Topic 4)

A company uses a canvas app.

The finance team and sales team require access to the canvas app. You must perform the following actions:

- Add members of the sales team to the app as users.
- Add members of the finance team to the app as co-owners.

The app must be shareable with current and future team members.

You need to request creation of group types for team members. This must enable sharing of the app with the least amount of effort.

Which group types should you request? To answer, drag the appropriate group types to the correct activities. Each group type may be used once, more than once, or not at all. You may need to drag the split bar between panes or scroll to view content.

NOTE: Each correct selection is worth one point.

Group types

Security group

Distribution group

Dynamic group

Answer Area

Activity

Add members of the sales team to the app as users.

Add members of the finance team to app as co-owners.

Group type

Dynamic group

Security group

- A. Mastered  
B. Not Mastered

Answer: A

Explanation:

Group types

Security group

Distribution group

Dynamic group

Answer Area

Activity

Add members of the sales team to the app as users.

Add members of the finance team to app as co-owners.

Group type

Dynamic group

Security group

NEW QUESTION 10

- (Topic 4)

You create a canvas app.

You need to make the app available to other people in your company.

What are two possible ways to achieve the goal? Each correct answer presents a complete solution.

NOTE: Each correct selection is worth one point.

- A. Grant access to individual users in your company.  
B. Share the app with a Microsoft Exchange distribution list.

- C. Grant access to a Microsoft Teams team.
- D. Share the app with a Microsoft Azure Active Directory security group.

Answer: AD

Explanation:

After you build a canvas app that addresses a business need, specify which users in your organization can run the app and which can modify and even reshare it. Specify each user by name, or specify a security group in Azure Active Directory.

Reference:

<https://docs.microsoft.com/en-us/powerapps/maker/canvas-apps/share-app>

NEW QUESTION 12

DRAG DROP - (Topic 4)

You create an app with multiple screens.

Test users report that the size and type of gallery displayed on each screen are different. You must improve the consistency for the app screens.

You need to create a reusable gallery that displays information based on the current record.

Which three actions should you perform in sequence? To answer, move the appropriate actions from the list of actions to the answer area and arrange them in the correct order.

NOTE: More than one order of answer choices is correct. You will receive credit for any of the correct orders you select.

Actions	Answer Area
Add a gallery control.	
Add an input property.	
Create a component.	
Add a screen.	
Create a form.	
Add an output property.	

- A. Mastered
- B. Not Mastered

Answer: A

Explanation:

- Create a component
- Add an input property
- Add a gallery control

From <https://docs.microsoft.com/en-us/powerapps/maker/canvas-apps/create-component> step 10 and 11

NEW QUESTION 16

DRAG DROP - (Topic 4)

A company has the following divisions: wholesale and retail.

The manufacturer wants to create a single Power BI report to allow users to view data from a Microsoft SQL Server database.

You need to ensure that each user sees data only for the team to which the user is assigned.

How should you secure the report?

To answer, drag the appropriate options to the correct action. Each option may be used once, more than once, or not at all. You may need to drag the split bar between panes or scroll to view content.

NOTE: Each correct selection is worth one point.

Options	Answer Area	
	Action	Option
Power BI Service	Create the team as a role.	Option
Power BI Desktop	Add members to the role.	Option
Common Data Service		
Power Platform Admin center		

- A. Mastered
- B. Not Mastered

Answer: A

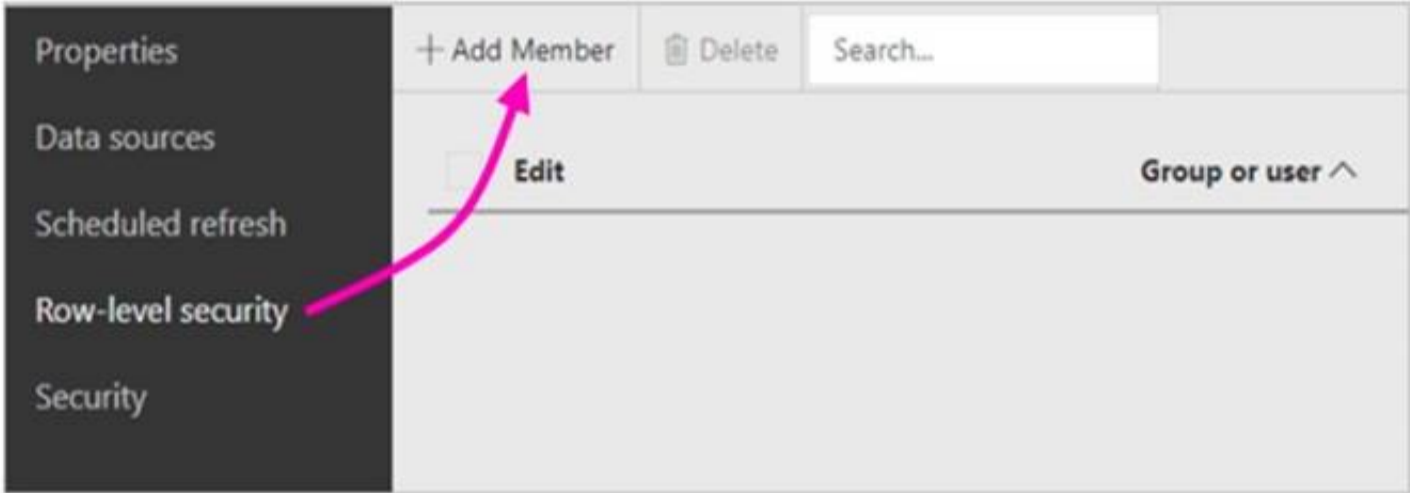
Explanation:

Box 1: Power BI Desktop

You can define roles and rules within Power BI Desktop. When you publish to Power BI, it also publishes the role definitions.  
To define security roles, follow these steps.  
? Import data into your Power BI Desktop report, or configure a DirectQuery connection.  
?F rom the Modeling tab, select Manage Roles.  
? From the Manage roles window, select Create.  
? Etc.

Box 2: Power BI Service

After you save your report in Power BI Report Server, you manage security and add or remove members on the server.  
\* 1. In Power BI Desktop, save the report to Power BI Report Server. You need to use the version of Power BI Desktop for Power BI Report Server.  
\* 2. In Power BI Report Service, select the ellipsis (...) next to the report.  
\* 3. Select Manage > Row-level security.



On the Row-level security page, you add members to a role you created in Power BI Desktop.

NEW QUESTION 19

DRAG DROP - (Topic 4)  
: 186 DRAG DROP  
A company uses Power Apps.  
The company requites a canvas app that connects to the following sources:  
• SharePoint list  
• Microsoft 365 mailbox  
• SOAP API  
You need to select connector types.

Which connector types should you use' To answer, drag the appropriate connector types to the correct sources. Each connector type may be used once, more than once, or not at all You may need to drag the split bar between panes or scroll to view content.



- A. Mastered
- B. Not Mastered

Answer: A

Explanation:



NEW QUESTION 23

DRAG DROP - (Topic 4)  
You are creating a canvas app that reads and writes to a data source.  
You need to configure the app to perform create and update data operations.  
Which functions should you use? To answer, drag the appropriate functions to the correct data operations. Each function may be used once, more than once, or not at all. You may need to drag the split bar between panes or scroll to view content.  
NOTE; Each correct selection is worth one point.

Functions	Answer Area
<div>Patch</div>	<div>Data operation</div>
<div>Update</div>	<div>Replace an entire record.</div>
<div>AddColumns</div>	<div>Update specific columns.</div>
	<div>Function</div>
	<div></div>
	<div></div>

- A. Mastered
- B. Not Mastered

Answer: A

Explanation:

Functions	Answer Area
<div>Patch</div>	<div>Data operation</div>
<div>Update</div>	<div>Replace an entire record.</div>
<div>AddColumns</div>	<div>Update specific columns.</div>
	<div>Function</div>
	<div>Patch</div>
	<div>AddColumns</div>

NEW QUESTION 25

- (Topic 4)

You create a dashboard in Power BI. You share the dashboard with the sales team. Sales team members report that they can see information for the entire company. You need to ensure that the team is able to see only data for their team. Where must you configure this restriction?

- A. Dashboard
- B. Report
- C. Dataset
- D. Settings

Answer: C

Explanation:

Restrict access to the dataset.

Note: Another way of setting access is through manage permission in the dashboard, report, or dataset. If you share a dashboard, by default the report and the dataset will also be shared as read-only for users.

Reference:

<https://radacad.com/dashboard-sharing-and-manage-permissions-in-power-bi-simple-but- useful>

NEW QUESTION 29

- (Topic 4)

A company uses Power Apps in a single Microsoft Dataverse environment.

Users are divided into two groups about not a canvas app should work. The company decides that each group of users will try a version of the app for one week and switch to the other version of the app the following week. You need to manage the app creation. What should you do?

- A. Create one app with two different version numbers.
- B. Create one app with two different version notes.
- C. Create two apps with the same name.
- D. Create two apps with different app names.

Answer: A

NEW QUESTION 33

HOTSPOT - (Topic 4)

A company uses Power Apps. The company gathers product improvement suggestions at tradeshow by using tablet devices.

A product improvement suggestion has two parts: a topic and a comment. Attendees can enter up to 10 suggestions. You create a canvas app to allow attendees to enter suggestions. The wireless network connection inside the tradeshow is unreliable.

You need to ensure that the tablet devices save all suggestions.

Which solution technologies should you use? To answer, select the appropriate options in the answer area.

NOTE: Each correct selection is worth one point.

Answer Area

Action	Solution technology
Save suggestions while visitors enter data.	Collection
Save suggestions for future processing.	Export

- A. Mastered
- B. Not Mastered

Answer: A

Explanation:

Answer Area

Action	Solution technology
Save suggestions while visitors enter data.	Collection
Save suggestions for future processing.	Export

NEW QUESTION 34

- (Topic 4)

Each maker at a company has a separate Common Data Service environment. You are customizing a canvas app. You create two new entities in your environment.

You are leaving for a vacation. Another maker will continue customizing the app in your absence.

You need to transfer the work to the other maker and ensure that you can work on the updated app when you return from your vacation.

What should you export?

- A. unmanaged solution that includes all customizations
- B. the default solution
- C. a managed solution that includes all customizations
- D. the app

Answer: A

Explanation:

Unmanaged Solution: The beginning state of solution is the unmanaged solution state. During this phase, you can add, edit, update, remove, delete, and test any of the components of the solution.

Reference:

<https://powerusers.microsoft.com/t5/Power-Apps-Pro-Dev-ISV/Managed-vs->

NEW QUESTION 39

HOTSPOT - (Topic 4)

A company uses a model-driven app. You create a Power BI sales report.

The executive of the company wants all users to see tiles from the report in the model- driven app.

You need to ensure all users can see the tiles.

What should you do? To answer, select the appropriate options in the answer area.

NOTE: Each correct selection is worth one point.

Step	Setting
Allow addition of Power BI visualization tiles.	<div>Power Platform Environment settings</div> <div>Power Apps settings</div> <div>Power BI Service settings</div> <div>Power BI Desktop settings</div>
Add tiles to a dashboard.	<div>Create a personal dashboard</div> <div>Create a Power BI dashboard.</div> <div>Create a system dashboard.</div>
Allow users to view tiles.	<div>Share tile and share dashboard.</div> <div>Share report and share dashboard.</div> <div>Share tile and publish dashboard.</div> <div>Share report and publish dashboard.</div>

- A. Mastered
- B. Not Mastered

Answer: A

Explanation:

Box 1: Power Platform Environment settings

Before users can embed Power BI visualizations on personal dashboards, the organization-wide setting must be enabled.

? In the Power Platform admin center, select an environment.

? Select Settings > Product > Features.

? Under Embedded content set Power BI visualization embedding to On to enable or Off to disable.

? Select Save.

Box 2: Create a personal dashboard

You can embed Power BI tiles on your personal dashboard.

? Open your app and go to Dashboards.

? Select an existing personal dashboard or select New to create one.

? On the dashboard, select an area where you want the tile to appear, and then select Power BI Tile on the toolbar.

? Add new Power BI tile.

? In the Power BI Tile dialog, select the workspace and then select the Power BI tile that you want to display on your dashboard. Select Enable for mobile if you want to make the tile available for Dynamics 365 for tablets and Dynamics 365 for phones.

? Select another area of the dashboard and repeat this step to add another Power BI tile, or other component, such as a chart or list, to your dashboard.

? Select Save to save your dashboard.

Box 3: Share report and share dashboard.

To share your personal dashboard that contains Power BI visualizations you must

same credentials and appropriate level of access in both services. To share your personal dashboard in your app, go to Dashboards. In the list of dashboards, select the personal dashboard you want, and then select SHARE DASHBOARD.

NEW QUESTION 42

DRAG DROP - (Topic 4)

A company plans to use Microsoft Power Platform to modernize their business.

Sales commissions are given only to the representatives who sell items from a designated category of products. The company wants to minimize the effort needed to manage data security.

You need to describe how to store real-world objects to the business stakeholders.

What should you use? To answer, drag the appropriate tables to the correct objects. Each table may be used once, more than once, or not at all. You may need to drag the split bar between panes or scroll to view content.

NOTE: Each correct selection is worth one point.

Tables

Organization-owned standard table

User-owned standard table

Activity table

Virtual table

Answer Area

Object

Item manufacturer

Item model

Item inventory

Table

- A. Mastered
- B. Not Mastered

Answer: A

Explanation:

Tables

Organization-owned standard table

User-owned standard table

Activity table

Virtual table

Answer Area

Object

Item manufacturer

Item model

Item inventory

Table

Organization-owned standard table

User-owned standard table

Virtual table

NEW QUESTION 43

- (Topic 4)

You create an app with multiple screens.

Test users report that the size and type of gallery displayed on each screen are different. You must improve the consistency for the app screens.

You need to create a reusable gallery that displays information based on the current record.

Which three actions should you perform?

NOTE: Each correct selection is worth one point.

- A. Add a gallery control
- B. Add an input property
- C. Create a component
- D. Create a form
- E. Add a screen
- F. Add an output property

Answer: ABC

Explanation:

Reference:  
<https://docs.microsoft.com/en-us/powerapps/maker/canvas-apps/add-gallery> <https://docs.microsoft.com/en-us/powerapps/maker/canvas-apps/create-component>

NEW QUESTION 44

DRAG DROP - (Topic 4)  
DRAG DROP

A company is creating Power Apps apps for their customer service team.  
You must create a final released solution to export to their test environment that cannot be changed in the new environment.  
You need to determine the types of solutions to use.  
Which type of solution should you use? To answer, drag the appropriate solution types to the correct conditions. Each solution type may be used once, more than once, or not at all. You may need to drag the split bar between panes or scroll to view content.  
NOTE: Each correct selection is worth one point.

Solution type

Managed

Unmanaged

Answer Area

Condition

Assign a publisher for the first time

Export the solution

Solution type

Solution type

Solution type

- A. Mastered
- B. Not Mastered

Answer: A

Explanation:

Box 1: Unmanaged  
Unmanaged solutions are used in development environments while you make changes to your application.  
Box 2: Managed  
Managed solutions are used to deploy to any environment that isn't a development environment for that solution.

NEW QUESTION 48

- (Topic 4)  
A company uses Power Apps and Microsoft Dataverse. The company has a managed solution in the production environment  
You make changes to the solution in the development environment. Some components are unused. The changes to the solution must be reflected in the production environment  
You need to ensure that all unused components are removed. What should you do?

- A. Create a new solution
- B. Upgrade the solution.
- C. Update the solution.
- D. Patch the solution.

Answer: B

NEW QUESTION 53

- (Topic 4)  
A company receives its marketing campaign performance report as a Microsoft Excel file. The company stores the file in Microsoft SharePoint.  
A user updates the Excel file daily with updated data.  
The company needs a solution that automatically displays the latest analytics.  
You need to create a basic report that contains pie charts that display the most profitable channels.  
You need to propose the right solution.  
Solution: Microsoft Power Apps canvas app having an Excel file imported into the app and Pie chart control.  
Does the solution meet the goal?

- A. Yes
- B. No

Answer: A

NEW QUESTION 58

DRAG DROP - (Topic 4)  
You are designing a data model for a new app. The app will be supported by two tables. TableA will contain data that is unique to your industry. TableB will provide access to readonly data from an Azure SQL database.  
You need to configure the tables.  
Which table type should you use? To answer, drag the appropriate table types to the correct tables. Each table type may be used once, more than once, or not at all. You may need to drag the split bar between panes or scroll to view content.  
NOTE: Each correct selection is worth one point.

Table types

Custom

Standard

Virtual

Answer Area

Table

TableA

TableB

Table type

- A. Mastered
- B. Not Mastered

Answer: A

Explanation:

Table types

Custom

Standard

Virtual

Answer Area

Table

TableA

TableB

Table type

Custom

Virtual

NEW QUESTION 62

DRAG DROP - (Topic 4)

A company is building multiple Power Apps apps to support a mobile sales team. The apps must all share a common control that has custom properties. You need to create a solution for the apps. Which objects should you use? To answer, drag the appropriate objects to the correct to drag the split bar between panes or scroll to view content. NOTE: Each correct selection is worth one point.

Objects	Requirement	Object
Entity	Reuse the custom control for multiple canvas apps.	
Component		
Component library	Receive input data through a custom property.	
Component framework		

- A. Mastered
- B. Not Mastered

Answer: A

Explanation:

Box 1: Component library  
Components are reusable building blocks for canvas apps so that app makers can create custom controls to use inside an app, or across apps using a component library. Components can use advanced features such as custom properties and enable complex capabilities. By creating a component library, app makers easily share and update one or more components with other makers. Component libraries are containers of component definitions that make it easy to: Discover and search components. Publish updates. Notify app makers of available component updates.

Box 2: Component  
A component can receive input values and emit data if you create one or more custom properties.

NEW QUESTION 66

DRAG DROP - (Topic 4)

DRAG DROP

A company uses data from a publicly available web service. You plan to create a tabular report by using Power 81 Desktop to visualize data from the web service. The data returned in one column is numeric and must be converted to a corresponding text You need to create the report and make it available only to co workers. Which four actions should you perform in sequence? To answer, move the appropriate actions from the list of actions to the answer area and arrange them in the correct order. NOTE: More than one order of answer choices is correct. You will receive credit for any of the correct orders you select

Actions

Create a connection to the web service.

Publish to the Power BI service.

Create a table and input the data from the web service.

Perform data transformation.

Create the visualization.

Publish to AppSource.

Answer area

- A. Mastered
- B. Not Mastered

Answer: A

Explanation:



NEW QUESTION 70

DRAG DROP - (Topic 3)

You need to select a design approach for the required features.

Which app type should you use? To answer, drag the appropriate app types to the correct requirements. Each app type may be used once, more than once, or not at all. You may need to drag the split bar between panes or scroll to view content.

NOTE: Each correct selection is worth one point.

App types

Microsoft Power Platform portal page

Power Apps canvas app

Power Virtual Agents chatbot

Answer Area

Requirement

Record student attendance start and end times.

Ensure that instructors can upload menus.

App type

- A. Mastered
- B. Not Mastered

Answer: A

Explanation:

App types

Microsoft Power Platform portal page

Power Apps canvas app

Power Virtual Agents chatbot

Answer Area

Requirement

Record student attendance start and end times.

Ensure that instructors can upload menus.

App type

Microsoft Power Platform portal page

Power Apps canvas app

NEW QUESTION 72

HOTSPOT - (Topic 2)

You need to resolve the issues found during testing.

Which option should you use? To answer, select the appropriate options in the answer area.

NOTE: Each correct selection is worth one point.

Issue	Option
Testers see all time entries.	<div><div></div><div>Hierarchical security</div><div>Security group</div><div>Security role</div></div>
Testers are able to edit existing time entries.	<div><div></div><div>Control property</div><div>Field-level security</div><div>Security role</div></div>
Managers cannot see required information.	<div><div></div><div>Access team template</div><div>Field-level security</div><div>Hierarchical security</div></div>

- A. Mastered
- B. Not Mastered

Answer: A

Explanation:

Graphical user interface, text, application, email Description automatically generated

Box 1: Security role

Scenario: Employees must only be able to access their own time tracking records from the app.

Testers report that they can see time entries in the Time Tracker app, not just their own.

Box 2: Field-level security

Scenario: Employees must only be able to modify time records for the current and previous day.

Testers report that they can edit any existing time entries.

Box 3: Hierarchical security

You use field security tables to apply field-level security, which restricts field access to specified users and teams.

#### NEW QUESTION 75

- (Topic 2)

You need to implement the change requested by the operations manager. Which control should you use?

BF70D5D

- A. Camera
- B. Shape
- C. Add picture
- D. Image

**Answer:** D

#### Explanation:

Scenario: The operations manager asks that the time tracking app display the employee's photo once they have scanned their badge.

Image control in Power Apps is a control that shows an image from, for example, a local file or a data source.

Reference:

<https://docs.microsoft.com/en-us/powerapps/maker/canvas-apps/controls/control-image>

#### NEW QUESTION 80

- (Topic 2)

You need to implement logic in the app for lost sales. What should you do?

- A. Create a business process flow.
- B. Define a business rule for the Sales Log edit form.
- C. Set the required field property of the Won/Lost field to Required.
- D. Create a formula for the Description field that uses the Update function.

**Answer:** B

#### Explanation:

Scenario: Requests for quotes are currently stored in a Sales Log workbook. The workbook includes the following information:

? Status of the Request for Quote (RFQ) with the values of Won, Lost, No Bid, and Cancelled

Salespeople often do not set status of RFQs in the Sales Log to Won when a sale is closed and the customer purchase order is received.

You can create business rules and recommendations to apply logic and validations without writing code or creating plug-ins. Business rules provide a simple interface to implement and maintain fast-changing and commonly used rules.

Business rules defined for an entity apply to both canvas apps and model-driven apps if the entity is used in the app.

Reference:

<https://docs.microsoft.com/en-us/powerapps/maker/common-data-service/data-platform-create-business-rule>

#### NEW QUESTION 85

- (Topic 1)

You need to provide all app components of the application to Tailwind Traders. What should you do?

- A. Package the application and flow components into a single solution for export.
- B. Run the app checker and flow checker prior to publishing each component for export.
- C. Export each component separately but use the same version number for each component.
- D. Publish the application and flow solutions at the same time before exporting each one.

**Answer:** B

#### Explanation:

Scenario: When identifying versions of the app solution, all dependencies, entities, and user interfaces components must be identified to avoid any unintentional issues caused by reverting individual components to a previous version.

Power Apps has added components to the rule set that encourages best practices in the Power Apps Checker. You can check your canvas apps and flows that are included in solutions and then review all issues in a single, consolidated report.

Reference:

<https://docs.microsoft.com/en-us/power-platform-release-plan/2019wave2/microsoft-powerapps/checker-includes-rules-canvas-apps-flows>

#### NEW QUESTION 88

- (Topic 1)

You publish the first version of the app and solution on November 1, 2020. You need to create the version numbers for the app and the solution.

Which version numbers should you use? To answer, select the appropriate options in the answer area.

NOTE: Each correct selection is worth one point.

## Versions

Version 1

1.0.0.0

1.20.11.1

20.11.1.1

## Answer Area

Object	Version
Solution	<div>Version</div>
App	<div>Version</div>

- A. Mastered  
B. Not Mastered

**Answer:** A

### Explanation:

Box 1: 1.0.0.0

When identifying versions of the app solution, all dependencies, entities, and user interfaces components must be identified to avoid any unintentional issues caused by reverting individual components to a previous version.

A solution's version has the following format: major.minor.build.revision. An update must have a higher major, minor, build or revision number than the parent solution. For example, for a base solution version 3.1.5.7, a small update could be a version 3.1.5.8 or a slightly more significant update could have version 3.1.7.0. A substantially more significant update could be version 3.2.0.0.

Box 2: 20.11.1.1

Scenario:

? You must use the following version control numbering scheme:

- Major: The last two digits of the year the app is packaged
- Minor: Two digits that represent the month when the app is packaged
- Build: A number that is incremented to represent significant changes to the app
- Revision: The incremented revision for a package

New versions of the application must completely replace previous versions of the app.

### NEW QUESTION 93

- (Topic 1)

You need to meet the requirements for sales representative that submit status reports. How should you configure the flow?

- A. Add a parallel branch that uses the value of a dynamic content variable  
B. Add a number functions action that evaluates the risk value by using a static variable to determine if an email is required  
C. Add a condition that evaluates the risk value by using a dynamic content variable  
D. Add a data operation action that evaluates a dynamic content variable

**Answer:** C

### Explanation:

Salespeople often do not set status of RFQs in the Sales Log to Won when a sale is closed and the customer purchase order is received.

Include a dashboard that shows all currently active quotes, their status in the sales cycle, the probability of closing, and estimated manufacturing and installation dates, by customer, product division, status, and salesperson.

### NEW QUESTION 94

- (Topic 1)

You need to provide the app to Tailwind Traders. What should you do?

- A. Within Managed Properties, set the value of the Allow customizations option to true  
B. Export the app as a managed solution.  
C. Use the Share App feature.  
D. Within Managed Properties, set the value of the Allow customizations option to false  
E. Export the app as a managed solution.  
F. Within Managed Properties, set the value of the Allow customizations option to false  
G. Export the app as an unmanaged solution.

**Answer:** C

### Explanation:

Scenario: The completed app and all supporting components must be provided to Tailwind Traders. Tailwind Traders must not be able to make changes to any of the components.

Managed Solution: A managed solution is a finalized solution that can be distributed and installed. They are created by exporting an unmanaged solution by setting restrictions to prevent any further customizations. The whole point of Managed is locking down the Component states so they cannot be edited. Deleting the Managed Solution will remove all its customisations as well as data contained. Managed Solutions become read only once deployed so they cannot be manipulated.

Reference:

<https://powerusers.microsoft.com/t5/Power-Apps-Pro-Dev-ISV/Managed-vs-Unmanaged/td-p/495685>

#### NEW QUESTION 95

- (Topic 1)

You need to create the mobile app. Which type of app should you create?

- A. model-driven app
- B. portal app
- C. Microsoft 365 web app
- D. canvas app

**Answer:** D

#### Explanation:

An accessible canvas app will allow users with vision, hearing, and other impairments to successfully use the app. In addition to being a requirement for many governments and organizations, following the below guidelines increases usability for all users, regardless of their abilities.

Reference:

<https://docs.microsoft.com/en-us/powerapps/maker/canvas-apps/accessible-apps>

#### NEW QUESTION 98

- (Topic 4)

You are creating a canvas app for a company.

The app must access data from a private web service that is provided by the company. You need to set up the connector.

Which connector type should you use?

- A. Custom
- B. Standard
- C. First-party
- D. Premium

**Answer:** A

#### NEW QUESTION 102

HOTSPOT - (Topic 4)

You are creating a Power Automate flow.

You have an array that contains items with different color attributes. You plan to filter the array by using the following filter expression within the flow:

@or(equals(item()?['color'], 'red'),contains(item()?['color'],'blue')) The filter returns results only when the expression resolves to true.

For each of the following statements, select Yes if the statement is true. Otherwise, select No.

NOTE: Each correct selection is worth one point.

Statements	Yes	No
The filter expression yields a result if the array contains the color orange	<input type="radio"/>	<input type="radio"/>
The filter expression yields a result if the array contains the color red	<input type="radio"/>	<input type="radio"/>
The filter expression yields a result if the array contains the color sky blue	<input type="radio"/>	<input type="radio"/>

- A. Mastered
- B. Not Mastered

**Answer:** A

#### Explanation:

Box 1: No

Box 2: Yes

The item color must be red, or item color contains blue. Box 3: Yes

#### NEW QUESTION 103

- (Topic 4)

You need to set the value for a global variable named RunningTotal to 5 and navigate to the previous screen named MainScreen.

Which formula should you use?

- A. UpdateContext( { RunningTotal: 5 } ); Navigate( MainScreen, ScreenTransition.Cover, RunningTotal );
- B. If( Value(TextBox1.Text) >= 0, (Set( RunningTotal, 5); Back();), Color.Green )
- C. UpdateContext( { RunningTotal:5 } ); Back()
- D. Set( RunningTotal, 5 ); Back();

**Answer:** D

#### Explanation:

You set the value of the global variable with the Set function. Set( MyVar, 1 ) sets the global variable MyVar to a value of 1.

Use the Back and Navigate function to change which screen is displayed. Reference:

<https://docs.microsoft.com/en-us/powerapps/maker/canvas-apps/working-with-variables>

<https://docs.microsoft.com/en-us/powerapps/maker/canvas-apps/functions/function-navigate>

#### NEW QUESTION 104

- (Topic 4)

A company uses Power Apps. The company creates a solution that contains the following items:

- environment setting
- flow that accesses Microsoft Dataverse
- plug-in with an unsecure configuration
- environment variable with a default value

The company plans to import solutions manually.

You need to document the solution component type that prompts for user input. Which component type should you document?

- A. Environment variable
- B. Environment setting
- C. Connection reference

**Answer: D**

#### NEW QUESTION 106

- (Topic 4)

DRAG DROP

A company uses Microsoft Power Platform in a production environment. The company is defining new business processes in a prototyping environment. You create components in both environments.

You need to package the components you create.

Which solution types should you use? To answer, drag the appropriate solution types to the connect components. Each solution type may be used once, more than once, or not at all. You may need to drag the split bar between panes or scroll to view content.

NOTE: Each correct selection is worth one point.

Solution types	Answer Area	Component	Solution type
Managed		Canvas app created in production and used only in production.	
Unmanaged		Tables created in prototype to allow only new views added in production.	
Segmented			

- A. Mastered
- B. Not Mastered

**Answer: A**

**Explanation:**

Solution types	Answer Area	Component	Solution type
Managed		Canvas app created in production and used only in production.	Managed
Unmanaged		Tables created in prototype to allow only new views added in production.	Segmented
Segmented			

#### NEW QUESTION 109

- (Topic 4)

Note: This question is part of a series of questions that present the same scenario. Each question in the series contains a unique solution that might meet the stated goals. Some question sets might have more than one correct solution, while others might not have a correct solution.

After you answer a question in this section, you will NOT be able to return to it. As a result, these questions will not appear in the review screen.

You are developing a model-driven app that uses a Common Data Service database. App users will have a variety of different security roles.

Development and testing must be performed using production data. Multiple testers must be used at each testing stage.

You need to provision and configure new environments for development and testing. Solution:

? Provision a developer environment named D1 and a sandbox environment named S1.

? Copy the production environment to both D1 and S1.

? Use D1 for development and S1 for testing.

Does the solution meet the goal?

- A. Yes
- B. No

**Answer: B**

**Explanation:**

Production: This is intended to be used for permanent work in an organization. Do not use production environment for testing.

Note: Instead use two sandboxed environments: one for development and one for testing.

Reference:

<https://docs.microsoft.com/en-us/power-platform/admin/environments-overview>

#### NEW QUESTION 113

- (Topic 4)

Note: This question is part of a series of questions that present the same scenario. Each question in the series contains a unique solution that might meet the stated goals. Some question sets might have more than one correct solution, while others might not have a correct solution.

After you answer a question in this section, you will NOT be able to return to it. As a result, these questions will not appear in the review screen.

You are developing a model-driven app that uses a Common Data Service database. App users will have a variety of different security roles.

Development and testing must be performed using production data. Multiple testers must be used at each testing stage.

You need to provision and configure new environments for development and testing. Solution:

? Provision sandbox environments named S1 and S2.

? Copy the production environment to both S1 and S2.

? Use S1 for development and S2 for testing.  
Does the solution meet the goal?

- A. Yes
- B. No

Answer: A

Explanation:

A sandbox environment is any non-production environment of Microsoft Dataverse. Isolated from production, a sandbox environment is the place to safely develop and test application changes with low risk.  
Reference:  
<https://docs.microsoft.com/en-us/power-platform/admin/environments-overview>

NEW QUESTION 117

HOTSPOT - (Topic 4)  
You are a technical assistant for a legal services organization. The company uses SharePoint to manage documents and Microsoft Dataverse as the data store. The company has strict rules about access, permissions, and privacy. Lawyers and paralegals use Microsoft Teams for communications and collaboration. Employees use personal devices to access legal files. You do not have access to the admin area in Microsoft Power Platform. You need to ensure that these rules are observed consistently and managed in one place. Which type of app should you create? To answer, select the appropriate options in the answer area.  
NOTE: Each correct selection is worth one point.

Requirement

Access client billing details

Log phone calls and schedule appointments with clients and the team assigned to them

App type

Canvas app in Microsoft Teams

Canvas app in SharePoint

Model-driven app in SharePoint

Model-driven app in Microsoft Teams

Dynamics 365 App for Outlook

Microsoft Teams calendar

SharePoint calendar

- A. Mastered
- B. Not Mastered

Answer: A

Explanation:

Box 1: Model-driven app in Microsoft Teams  
A user's ability to see and use apps is controlled by sharing the application with the user. Sharing of canvas apps is done directly with a user or Azure AD group but is still subject to Dataverse security roles. Sharing of model-driven apps is done via Dataverse security roles.  
Box 2: Sharepoint Calendar

NEW QUESTION 120

DRAG DROP - (Topic 4)  
You create the following apps for a company that provides financial guidance services: a model-driven app for financial advisers that work in the company's offices and a canvas app for remote financial advisers. You need to create business rules for a custom counselling entity used by all financial advisers. Who will be affected by the business rules? To answer, drag the appropriate financial adviser types to the correct business rules. Each financial adviser type may be used once, more than once, or not at all. You may need to drag the split bat between panes or scroll to view content.  
NOTE: Each correct selection is worth one point.

Financial adviser types

Office-based financial advisers only

Remote financial advisers only

Office-based and remote financial advisers

Answer Area

Business rule	Financial adviser type
Set a field value with the scope set to Entity	Financial adviser type
Clear a field value with the scope set to All Forms	Financial adviser type
Set visibility of a field with the scope set to Entity	Financial adviser type

- A. Mastered
- B. Not Mastered

Answer: A

Explanation:

Box 1: Office-based and remote financial advisers  
Model driven apps can use all actions available on business rules, however not all business rule actions are available for canvas apps at this time.

Box 2: Office-based financial advisers only  
If you're building a Canvas app, you must use table as the scope (not All forms, not a specific form)  
Box 3: Office-based financial advisers only  
The following actions are not available on Canvas apps :  
Show or hide columns  
Enable or disable columns  
Create business recommendations based on business intelligence.

NEW QUESTION 121

DRAG DROP - (Topic 4)  
DRAG DROP

You are creating a model-driven app.  
You must create new components to ensure data from related records can be displayed on a record form.  
You need to select the component types.  
Which component types should you use? To answer, drag the appropriate component types to the correct data. Each component type may be used once, more than once, or not at all. You may need to drag the spirt bar between panes or scroll to view/ content.  
NOTE: Each correct selection is worth one point.

Component types	Answer Area	Data	Component type
Card form		Columns from a single record found in a lookup	
System view		List of related records	
Public view			
Quick view form			

- A. Mastered
- B. Not Mastered

Answer: A

Explanation:

Component types	Answer Area	Data	Component type
Card form		Columns from a single record found in a lookup	System view
System view		List of related records	Public view
Public view			
Quick view form			

NEW QUESTION 125

- (Topic 4)  
In a Common Data Service database, you create a canvas app and a custom entity. The app also reads data from the Account entity in the Common Data Service database.  
Entity access permissions will be controlled by the Common Data Service User security role. You create a Common Data Service solution.  
You need to replicate the changes to a new Common Data Service database.  
Which two components should you include with the canvas app? Each correct answer presents part of the solution.  
NOTE: Each correct selection is worth one point.

- A. Custom entity
- B. Account entity
- C. Common Data Service User security role
- D. Sitemap

Answer: BC

NEW QUESTION 129

DRAG DROP - (Topic 4)

You are deploying solutions from development environments into test environments. You need to gather solution information.  
What should you do? To answer, drag the appropriate actions to the correct scenarios. Each action may be used once, more than once, or not at all. You may need to drag the split bar between panes or scroll to view content.  
NOTE: Each correct selection is worth one point.

Options	Answer Area								
	<table><thead><tr><th>Scenario</th><th>Action</th></tr></thead><tbody><tr><td>Find the deployment outcome</td><td>Action</td></tr><tr><td>Determine, in which version, a type change occurred</td><td>Action</td></tr><tr><td>Determine if any components are missing</td><td>Action</td></tr></tbody></table>	Scenario	Action	Find the deployment outcome	Action	Determine, in which version, a type change occurred	Action	Determine if any components are missing	Action
Scenario	Action								
Find the deployment outcome	Action								
Determine, in which version, a type change occurred	Action								
Determine if any components are missing	Action								
View the history									
Show dependencies									
View solution layers									
Run the Solution checker									

- A. Mastered
- B. Not Mastered

Answer: A

Explanation:

Box 1: View the history  
The solution history displays information such as solution version, solution publisher, type of operation, operation start and end time, and operation status.

Box 2: View solution layers  
The see solution layers' feature allows you to view all component changes that occur due to solution changes over time. Within a solution layer, you can drill down to view specific changed and unchanged property details for a component.  
The see solution layers' feature:  
? Let's you see the order in which a solution changed a component.  
? Let's you view all properties of a component within a specific solution, including the changes to the component.  
Box 3: Show dependencies  
As a result of dependency tracking the following behaviors are enforced:  
? Export of a solution warns the user if there are any missing components that could cause failure when importing that solution in another system.

NEW QUESTION 134

- (Topic 4)  
A company has ten sales regions. Each salesperson is assigned to one region. You create a set of five standard views that all salespeople will use. Sales users only want to see information for their own region. Sales users must call sales leads within a week of receiving a lead.  
You need to recommend a solution for sales users.  
Which two actions will you recommend? Each correct answer presents a complete solution. NOTE: Each correct selection is worth one point.

A. Instruct users to create personal views that filter by region.  
B. Instruct users to filter the view by region.  
C. Configure the definition for each view to sort by region.  
D. Configure the definition for each view to filter by region.

Answer: BD

NEW QUESTION 138

DRAG DROP - (Topic 4)  
You are creating a Power Automate cloud flow.  
The data in the flow must perform the following actions:  
• Return the first character of a string of text.  
• Convert an array to a single string. You need to manipulate the data.  
Which data operations should you use? To answer, drag the appropriate data operations to the correct changes. Each data operation may be used once, more than once, or not at all. You may need to drag the split bar between panes or scroll to view content.  
NOTE: Each correct selection is worth one point.

Data operations

Join

Select

Compose

Filter array

Answer Area

Change

Return the first character of a string of text.  
Convert an array to a single string.

Data operation

- A. Mastered  
B. Not Mastered

Answer: A

Explanation:

Data operations

Join

Select

Compose

Filter array

Answer Area

Change

Return the first character of a string of text.  
Convert an array to a single string.

Data operation

Select

Join

NEW QUESTION 142

- (Topic 4)  
An inside sales staff uses three model-driven apps for their sales process. Each app includes the same custom specialized component.  
You must standardize the inside and outside sales process by creating a canvas app that has the same functionality as the three model-driven apps. You do not have administrator permissions.  
You need to incorporate the logic of the custom component in the outside sales canvas app.  
Where should you build the custom component?

- A. Custom control  
B. Component library  
C. Any of the three apps  
D. Solution

Answer: B

NEW QUESTION 147

HOTSPOT - (Topic 4)  
You create a Power Automate cloud flow that runs when a user creates a Microsoft Dataverse lead record.  
The cloud flow must update a custom score column on the lead record based on other column values. The flow must perform the following activities:  
• Update the Microsoft Dataverse record.  
• Evaluate whether the Microsoft Dataverse record should be updated. You need to configure the flow components.

Which components should you use? To answer, select the appropriate options in the answer area.  
 NOTE: Each correct selection is worth one point.

Answer Area

Requirement	Component
Update the Microsoft Dataverse record.	<div> <div>Action</div> <div>Action</div> <div>Trigger</div> <div>Function</div> </div>
Evaluate whether the Microsoft Dataverse record should be updated.	<div> <div>Condition</div> <div>Action</div> <div>Condition</div> <div>Data operation</div> </div>

- A. Mastered
- B. Not Mastered

Answer: A

Explanation:

Answer Area

Requirement	Component
Update the Microsoft Dataverse record.	<div> <div>Action</div> </div>
Evaluate whether the Microsoft Dataverse record should be updated.	<div> <div>Condition</div> </div>

### NEW QUESTION 152

HOTSPOT - (Topic 4)

A production line app maker at a manufacturing company creates a canvas app that looks for available inventory in a SQL database. The production line workers use the inventory app across all work centers.

The production line workers report the following app issues from the shop floor:

? The app reports a delegation warning.

? Voice command functionality is unreliable.

You have minimal information about the issues. You are not allowed to enter the production facility.

You need to troubleshoot the issues.

How should you troubleshoot the issues? To answer, select the appropriate options in the answer area.

Issue	Action
The app reports a delegation warning.	<div> <div></div> <div>Use the LookUp function</div> <div>Check the number of items in the collection</div> <div>Check the number of dataset items</div> </div>
Voice command functionality is unreliable.	<div> <div></div> <div>Use the App checker/Runtime feature</div> <div>Use the Advanced Tools/Monitor feature</div> <div>Use the App checker/Accessibility feature</div> <div>Use Advanced Tools/Performance feature</div> </div>

- A. Mastered
- B. Not Mastered

Answer: A

Explanation:

Box 1: Check the number of items in the collection

If the data in your data source exceeds 500 records and a function can't be delegated, Power Apps might not be able to retrieve all of the data, and your app may have wrong results.

Note: Delegation is where the expressiveness of Power Apps formulas meets the need to minimize data moving over the network. In short, Power Apps will delegate the processing of data to the data source, rather than moving the data to the app for processing locally.

Box 2: Use the Advanced Tools/Monitor feature

Monitor is available by default for all canvas apps. Using Monitor, you can trace events as they occur in a canvas app during the authoring experience in Power Apps Studio, or you can use Monitor to debug the published version of a canvas app.

Example: Consider the scenario where an app has been deployed, and the initial version of the app experiences performance degradation. The app also intermittently generates errors with no clear pattern. Loading data in the app succeeds most of the time, but fails sometimes.

When you check Monitor, you see data operations as expected. However, you also see several responses that have HTTP status code 429, indicating that there have been too many requests in a specific timeframe.

### NEW QUESTION 155

DRAG DROP - (Topic 4)

DRAG DROP

You develop Microsoft Power Platform solutions for Contoso, Ltd You create a Power Virtual Agents chatbot in a Microsoft Teams team.

You need to make the chatbot available to all users in your organization.  
Which three actions should you perform in sequence? To answer, move all actions from the list of actions to the answer area and arrange them in the correct order.

Actions

Access the chatbot in the Teams app store in the Built by your colleagues category.

Publish the chatbot.

Access the chatbot in the Teams app store in the Built for Contoso category.

Submit the chatbot for admin approval.

Answer area

- A. Mastered
- B. Not Mastered

Answer: A

Explanation:

Actions

Access the chatbot in the Teams app store in the Built by your colleagues category.

Publish the chatbot.

Access the chatbot in the Teams app store in the Built for Contoso category.

Submit the chatbot for admin approval.

Answer area

Publish the chatbot.

Access the chatbot in the Teams app store in the Built for Contoso category.

Submit the chatbot for admin approval.

NEW QUESTION 159

DRAG DROP - (Topic 4)

You are designing a canvas app.  
You need to select user interface controls to include in the app.  
Which control should you use? To answer, drag the appropriate controls to the correct requirements. Each control may be used once, more than once, or not at all.  
You may need to drag the split bar between panes or scroll to view content.  
NOTE: Each correct selection is worth one point.

Controls	Requirement	Control
List box	Allow users to select multiple items in a list.	
Radio	Allow users to select multiple items from a list of options by typing in a phrase.	
Combo box		
Drop-down list		

- A. Mastered
- B. Not Mastered

Answer: A

Explanation:

Box 1: List box  
A List Box control always shows all available choices (unlike a Drop down control) and in which the user can choose more than one item at a time (unlike a Radio control).  
Box 2: Combo box  
A Combo box control allows you to search for items you will select. The search is performed server-side on the SearchField property so performance is not affected by large data sources.  
Single or multi-select mode is configured via the SelectMultiple property.  
When searching for items to select, for each item you can choose to show a single data value, two values, or a picture and two values (Person) by modifying the Layout settings in the Data pane.

NEW QUESTION 161

DRAG DROP - (Topic 4)

You store data about products in two Microsoft Excel worksheets. The data contains duplicate rows.  
You need to consolidate data from the two worksheets into a Microsoft Dataverse custom table.  
In which order should you perform the actions? To answer, move all actions from the list of

Actions	Answer Area
Upload the worksheets to OneDrive	
Add conditional columns to perform checks on the data	
Create queries for the worksheets	
Append the output from the queries	
Create a dataflow	

- A. Mastered  
 B. Not Mastered

**Answer:** A

**Explanation:**

Step 1: Upload the worksheets to OneDrive

A data source needs to be specified. The data needs to be available. Step 2: Create a dataflow

Step 3: Create queries for the worksheets

You can shape your data selection into a form that works best for your table using a Power Query editing experience, similar to the Power Query Editor in Power BI Desktop.

Step 4: Add conditional columns to perform checks on the data Step 5: Append the output of the queries

**NEW QUESTION 164**

DRAG DROP - (Topic 4)

You use Microsoft Dynamics 365 Sales.

Business processes must use data from multiple applications. You need to implement the correct type of automation.

Which flow type should you use? To answer, drag the appropriate flow types to the correct application types. Each flow type may be used once, more than once, or not at all. You may need to drag the split bar between panes or scroll to view content.

NOTE: Each correct selection is worth one point.

Flow Types	Answer Area						
cloud flow	<table border="1"> <thead> <tr> <th>Application Type</th> <th>Flow Type</th> </tr> </thead> <tbody> <tr> <td>Update a record after it was created as part of a sales process</td> <td></td> </tr> <tr> <td>Extract a list of prices from a competitor's website</td> <td></td> </tr> </tbody> </table>	Application Type	Flow Type	Update a record after it was created as part of a sales process		Extract a list of prices from a competitor's website	
Application Type	Flow Type						
Update a record after it was created as part of a sales process							
Extract a list of prices from a competitor's website							
desktop flow							
business process flow							

- A. Mastered  
 B. Not Mastered

**Answer:** A

**Explanation:**

Flow Types	Answer Area						
cloud flow	<table border="1"> <thead> <tr> <th>Application Type</th> <th>Flow Type</th> </tr> </thead> <tbody> <tr> <td>Update a record after it was created as part of a sales process</td> <td>business process flow</td> </tr> <tr> <td>Extract a list of prices from a competitor's website</td> <td>cloud flow</td> </tr> </tbody> </table>	Application Type	Flow Type	Update a record after it was created as part of a sales process	business process flow	Extract a list of prices from a competitor's website	cloud flow
Application Type	Flow Type						
Update a record after it was created as part of a sales process	business process flow						
Extract a list of prices from a competitor's website	cloud flow						
desktop flow							
business process flow							

**NEW QUESTION 165**

- (Topic 4)

Note: This question is part of a series of questions that present the same scenario. Each question in the series contains a unique solution that might meet the stated goals. Some question sets might have more than one correct solution, while others might not have a correct solution.

After you answer a question in this section, you will NOT be able to return to it. As a result, these questions will not appear in the review screen.

A company has locations in multiple countries and regions across four continents. The company stores the total amount of each order in the local currency of the country/region where the customer is located. The company stores the applicable exchange rates in a custom US dollars (USD) exchange rate table.

You need to create a visualization that displays the total amount of orders by country/region in USD.

Proposed solution:

Create a custom rollup field of type currency on the country/region table that aggregates all the total amounts for the orders from that country/region and display this rollup field in a Power BI chart.

Does the solution meet the goal?

- A. Yes  
 B. No

**Answer:** B

**Explanation:**

Instead use a calculated field.  
 Need to calculate the exchange rate in USD.  
 Calculated columns are calculated in real-time when they are retrieved. Reference:  
<https://docs.microsoft.com/en-us/powerapps/developer/data-platform/calculated-rollup-attributes>

#### NEW QUESTION 170

- (Topic 4)

A company delivers products to multiple communities. The company creates a canvas app connected to a Common Data Service database. The app tracks communities to see where Drivers must enter delivery information on a form that uses an entity named Delivery. Depot staff must enter information on a pick-up form that uses an entity named Pick-up. Each form contains a community field that is based on a shared list across both forms. You need to create the community field. Which type of field should you create?

- A. local option set
- B. text
- C. global option set
- D. text area

**Answer: C**

#### Explanation:

Can use a global option set, no need to use localized option sets.  
 Note: In PowerApps Option set is one of the field types you can use in your Entity. The information type that Option Set stores is a list of text values. And here comes the Option Set advantage – once you define its text values you can centrally managed it. Reference:  
<https://powerapps.microsoft.com/en-us/blog/option-sets-and-many-to-many-relationships-for-canvas-apps/>

#### NEW QUESTION 172

- (Topic 4)

Note: This question is part of a series of questions that present the same scenario. Each question in the series contains a unique solution that might meet the stated goals. Some question sets might have more than one correct solution, while others might not have a correct solution.  
 After you answer a question in this section, you will NOT be able to return to it. As a  
 A company has locations in multiple countries and regions across four continents. The company stores the total amount of each order in the local currency of the country/region where the customer is located. The company stores the applicable exchange rates in a custom US dollars (USD) exchange rate table.  
 You need to create a visualization that displays the total amount of orders by country/region in USD.  
 Proposed solution: Create a model-driven chart on the country/region table that aggregates the total amount of the orders by country/region.  
 Does the solution meet the goal?

- A. Yes
- B. No

**Answer: B**

#### Explanation:

Instead use a calculated field.  
 Need to calculate the exchange rate in USD.  
 Calculated columns are calculated in real-time when they are retrieved.  
 Reference:  
<https://docs.microsoft.com/en-us/powerapps/developer/data-platform/calculated-rollup-attributes>

#### NEW QUESTION 175

DRAG DROP - (Topic 4)

You have the following Common Data Service entities: BusinessContracts and  
 You need to configure an N:N relationship between the two entities.  
 Which three actions should you perform in sequence? To answer, move the appropriate actions from the list of actions to the answer area and arrange them in the correct order.

Actions	Answer Area
Select <b>Add relationship</b> and then select the many-to-many relationship option.	
Select the BusinessAccounts entity as the related entity.	
Open the relationship tab of the BusinessContracts entity.	
Choose the Relationship Name and Relationship Entity Prefix.	

- A. Mastered
- B. Not Mastered

**Answer: A**

#### Explanation:

Step 1: Open the relationship tab of the BusinessContracts entity. View entity relationships  
 From the Power Apps portal, select either Model-driven or Canvas design mode. Select Data > Entities and select the entity that has the relationships you want to view. With the Relationships tab selected, you can select the following views:  
 Step 2: Select Add relationship.. Create relationships  
 While viewing entity relationships, in the command bar, select Add relationship and choose Many-to-many.  
 Step 3: Select the BusinessAccounts entity as the related entity.

#### NEW QUESTION 180

- (Topic 4)

You are creating a canvas app for a company that delivers packages. The app will display one screen for each delivery attempt.

Drivers must make three attempts to deliver a package before returning the package back to a warehouse. Drivers must enter details about delivery on a second screen in the app.

You need to display a list of delivery attempts on the delivery screen.

Which two components can you add to the app to display details about the delivery attempts? Each correct answer presents a complete solution.

NOTE: Each correct selection is worth one point.

- A. Data table
- B. Vertical gallery
- C. Display form
- D. Drop-down

**Answer:** AC

#### Explanation:

The Data table control shows a dataset.

In a canvas app, add and configure a Display form control to show all fields in a record. Reference:

<https://docs.microsoft.com/en-us/powerapps/maker/canvas-apps/controls/control-data-table> <https://docs.microsoft.com/en-us/powerapps/maker/canvas-apps/working-with-form-layout>

#### NEW QUESTION 184

- (Topic 4)

You create a canvas app that uses the following resources:

- Power Automate cloud flow
- Custom connector
- Microsoft Dataverse customization
- Connection

You need to export the app as a package to move the app to a different environment. Which resource type will be exported with the app?

- A. Custom connector
- B. Connection
- C. Microsoft Dataverse customization
- D. Power Automate cloud flow

**Answer:** D


#### NEW QUESTION 185

- (Topic 4)

You create a canvas app.

You need to ensure that there are no screen reader issues in the app.


Which three actions should you perform in sequence? To answer, move the appropriate actions from the list of actions to the answer area and arrange them in the correct order.



- A. Mastered
- B. Not Mastered

**Answer:** A

#### Explanation:



#### NEW QUESTION 186

- (Topic 4)

The postal service uses a system based on the Microsoft Database to manage the delivery of packages.

To improve the delivery service, the management requires the delivery staff to use personal cell phones to communicate the location and the exact time of each delivery.

You need to design a solution. What should you do?

- A. Create a button flow with user input for the delivery time and location
- B. Create a UI flow that sends the delivery time and location

C. Create a button flow with full address and timestamp trigger tokens

Answer: B

Explanation:

Button trigger tokens are data points that are known and available to the device on which a button flow is running. These tokens change based on factors such as the current time or the geographic location of the device at a given moment.

Note: For example, if you are running a button flow on a smart phone, it is likely that the phone knows the time at your current location as well as the date and your current address. In this context, the time, date and address where the phone is located are all determined at the time the button flow runs. They are automatically available for use in any button flows that are executed on the device. You can use these trigger tokens to build useful flows that will minimize repetitive tasks such as providing your location to someone or tracking how much time you spent on a particular job/service call.

Reference:

https://docs.microsoft.com/en-us/power-automate/introduction-to-button-trigger-tokens

NEW QUESTION 191

HOTSPOT - (Topic 4)

HOTSPOT

Users in your company vote on color choices for marketing materials by using the following canvas app:

Enter new color:

Marine blue

Add color

Color Options

☐ Sky blue

☒ Dark blue

☐ Marine blue

Clear Selection

Users enter color names into a text control and then select Add color to add the color to the Color options radio control. You must remove all the listed colors when a user selects Clear Selection

You need to implement the functionality.

Which Power Fx formulas should you use? To answer, select the appropriate options in the answer area.

NOTE: Each correct selection is worth one point.

Answer Area

Action	Power Fx formula
User selects <b>Add color</b> .	<div><div>If(txtColor.Value &lt;&gt;"", Collect(ColorList, txtColor.Value))</div><div>If(txtColor.Value &lt;&gt;"", Collect(ColorList, txtColor.Value))</div><div>If(Value(txtColor.Text) &lt;&gt;"", Collect(ColorList, txtColor.Text))</div><div>If(Value(txtColor.Color) &lt;&gt;"", Collect(ColorList, txtColor.Color))</div></div>
User selects <b>Clear Selection</b> .	<div><div>Revert(radioselector); ClearCollect(ColorList, txtColor.Value)</div><div>Reset(radioselector); Clear(ColorList)</div><div>Reset(radioselector); Refresh(ColorList)</div><div>Revert(radioselector); Remove(ColorList)</div><div>Revert(radioselector); ClearCollect(ColorList, txtColor.Value)</div></div>

A. Mastered

B. Not Mastered

Answer: A

Explanation:

Answer Area

Action	Power Fx formula
User selects <b>Add color</b> .	<div><div>If(txtColor.Value &lt;&gt;"", Collect(ColorList, txtColor.Value))</div><div>If(txtColor.Value &lt;&gt;"", Collect(ColorList, txtColor.Value))</div><div>If(Value(txtColor.Text) &lt;&gt;"", Collect(ColorList, txtColor.Text))</div><div>If(Value(txtColor.Color) &lt;&gt;"", Collect(ColorList, txtColor.Color))</div></div>
User selects <b>Clear Selection</b> .	<div><div>Revert(radioselector); ClearCollect(ColorList, txtColor.Value)</div><div>Reset(radioselector); Clear(ColorList)</div><div>Reset(radioselector); Refresh(ColorList)</div><div>Revert(radioselector); Remove(ColorList)</div><div>Revert(radioselector); ClearCollect(ColorList, txtColor.Value)</div></div>

NEW QUESTION 194

HOTSPOT - (Topic 4)

A company uses Microsoft Power Platform. The company categorizes customers into Specialty shop, Grocery store, Wholesaler, and Seasonal market groups by using a custom choice type column.

The staff uses a model-driven app with an interactive dashboard that displays all customer

You must update the app to provide the following functionality:

- Display selected customers by type in the interactive dashboard.
- Search for customers across multiple tables by postal code by entering any number of characters.

You need to configure the system.  
Which configuration options should you use? To answer, select the appropriate options in the answer area.  
NOTE: Each correct selection is worth one point.

Answer Area

Requirement	Configuration
Display customers by type.	<div>Enable sync with global choice.</div> <div>Enable the global filter.</div> <div>Enable the searchable property.</div> <div>Enable sync with global choice.</div> <div>Enable the sortable property.</div>
Search by postal code.	<div>Enable the searchable property.</div> <div>Find by setting in quick find.</div> <div>Filter by setting in quick find.</div> <div>Enable the searchable property.</div> <div>Enable the global filter on the postal code.</div>

- A. Mastered
- B. Not Mastered

Answer: A

Explanation:

Answer Area

Requirement	Configuration
Display customers by type.	<div>Enable sync with global choice.</div> <div>Enable the global filter.</div> <div>Enable the searchable property.</div> <div>Enable sync with global choice.</div> <div>Enable the sortable property.</div>
Search by postal code.	<div>Enable the searchable property.</div> <div>Find by setting in quick find.</div> <div>Filter by setting in quick find.</div> <div>Enable the searchable property.</div> <div>Enable the global filter on the postal code.</div>

NEW QUESTION 198

DRAG DROP - (Topic 4)

You have a canvas app that uses multiple inputs for calculations.  
You must use Test Studio to create automated tests and confirm that the app works as expected.  
You need to organize your test scenarios into a hierarchy.  
In which order should you create the objects? To answer, move the appropriate actions from the list of actions to the answer area and arrange them in the correct order.

Actions

Test assertions

Test steps

Test suites

Test cases

Answer Area

⬅

➡

⬆

⬇

- A. Mastered
- B. Not Mastered

Answer: A

Explanation:

Step 1: Test suites  
By default, a test suite and test case are created for you in Test Studio. Test suites are used to organize your test cases. An app can contain one or more test suites.  
Step 2: Test cases  
Depending on how you want to organize or group your tests, you can create multiple test cases in a test suite. Each case can test a specific feature or a subset of functionalities in your app.  
Step 3: Test steps Step 4: Test assertions  
A test case consists of test steps that contain actions. Test actions are written using Power Apps expressions that perform a task. You can use the recorder to automatically generate the test steps as you interact with your app. After you record, you can update the test case, add new steps, delete steps, and write test assertions to validate the result of your test.

### NEW QUESTION 203

- (Topic 4)

You are an app maker.

You want to create apps and track customizations as part of the default solution. You need to determine the impact of performing the work in the default solution. What should you conclude?

- A. The default solution does not contain all components and customizations from all solutions in the environment.
- B. The prefix used when creating components as part of the default solution can be set to a specific value.
- C. The default solution cannot be exported and distributed to another environment.

**Answer: C**

#### Explanation:

Default Solution. This is a special solution that contains all components in the system. The default solution is useful for discovering all the components and configurations in your system.

Why you shouldn't use the default solutions to manage customizations

There are a few reasons why you shouldn't create apps and make customizations in either of the default solutions:

? The default solution can't be exported; therefore, you can't distribute the default solution to another environment.

The default solution contains all components and customizations from all solutions in the environment.

By default, all enabled users can create apps and customize components in the Common Data Services Default Solution.

It's difficult to locate or identify the customizations you've made in the environment by using either default solution.

When you use either default solution to create components, you'll also use the default publisher assigned to the solution. This often results in the wrong publisher prefix being applied to some components.

Reference:

<https://docs.microsoft.com/en-us/power-platform/alm/use-solutions-for-your-customizations>

### NEW QUESTION 207


DRAG DROP - (Topic 4)

DRAG DROP

A company is migrating to a new Microsoft 365 tenant. You create an expense

You need to move the latest version of the canvas app and cloud flow to the new tenant. Which three actions should you perform in sequence? To answer, move the appropriate

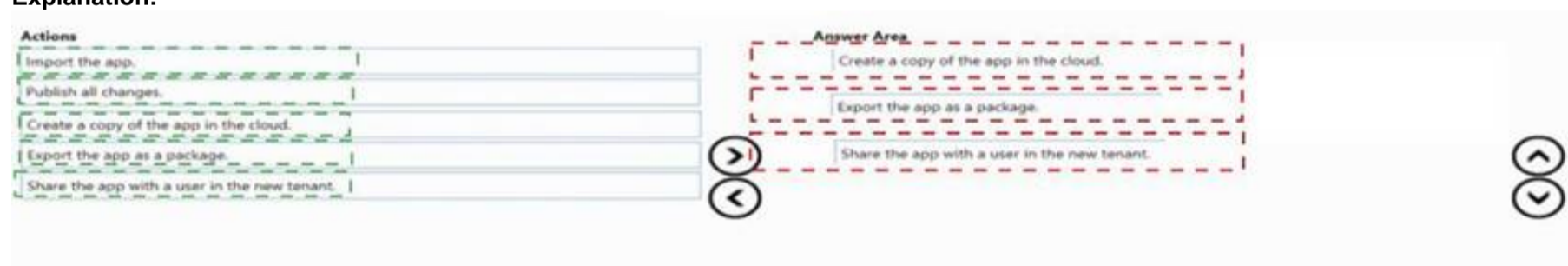
actions from the list of actions to the answer area and arrange them in the correct order.



- A. Mastered
- B. Not Mastered

**Answer: A**

#### Explanation:



### NEW QUESTION 209

- (Topic 4)

A company is using Power Virtual Agents in Microsoft Teams to expose Microsoft Dataverse data to employees.

You create a chatbot that retrieves a list of customers by postal code from a Dataverse table. The chatbot will accept requests from a user and must connect to Dataverse to retrieve the data.

You need to connect the chatbot to the Dataverse table. What should you use?

- A. Table
- B. Power Apps
- C. Microsoft Teams
- D. Power Virtual Agents
- E. Power Automate

**Answer: C**

#### Explanation:

Dataverse for Teams is the "lite" version of Dataverse. It is a low-code platform designed to build relatively simple (but still powerful) apps, using a user-friendly interface and remaining within Microsoft Teams. This new update means that users now have the possibility to create Power Apps apps, Power Automate flows and Power Virtual Agents bots without leaving the Teams platform.

Reference:

<https://docs.microsoft.com/en-us/learn/paths/work-power-platform-teams/>

<https://docs.microsoft.com/en-us/learn/modules/create-chatbot-power-virtual-agents-dataverse-teams/5-call-action-pull-data>

#### NEW QUESTION 212

- (Topic 4)

You create a Microsoft Power BI report with multiple visualizations displayed together. The report must be available to users in all security roles. You need to display the report in a model-driven app. What should you embed?

- A. Power BI dashboard on a model-driven form.
- B. Power BI tile on a model-driven form.
- C. Power BI dashboard on a model-driven dashboard.
- D. Power BI tile on a model-driven dashboard.

**Answer:** D

#### NEW QUESTION 216

- (Topic 4)

You create a Power Platform solution. Solution data is stored in a variety of documented cloud services. You need to configure the data sources. What should you do?

- A. Create a data gateway.
- B. Use a content pack.
- C. Create a custom data connector.
- D. Add metadata to standard entities.

**Answer:** B

#### Explanation:

Common Data Model is built upon a rich and extensible metadata definition system that enables you to describe and share your own semantically enhanced data types and structured tags, capturing valuable business insight which can be integrated and enriched with heterogeneous data to deliver actionable intelligence. Common Data Model can be used by various applications and services including Microsoft Dataverse, Dynamics 365, Microsoft Power Platform, and Azure ensuring that all of your services can access the same data.

Note: A wide variety of applications and services can easily access data in a data lake, however, each consumer must understand the format and meaning of the data before it can provide value. The Common Data Model simplifies this process by providing a metadata system that describes the data and standard entities to which producers can map.

Reference:

<https://docs.microsoft.com/en-us/common-data-model/use>

#### NEW QUESTION 219

- (Topic 4)

Note: This question is part of a series of questions that present the same scenario. Each question in the series contains a unique solution that might meet the stated goals. Some question sets might have more than one correct solution, while others might not have a correct solution.

After you answer a question in this section, you will NOT be able to return to it. As a result, these questions will not appear in the review screen.

A company is deploying Microsoft Power Platform components to streamline a job candidate screening process.

The human resources (HR) representatives of the company plan to attend school career fairs. The HR representatives must qualify and enter potential job candidates into a Power Apps app. The HR representatives must enter the following information for each candidate:

Field name	Data type	Criteria for follow up
Name	Text	No
Degree	Text	Yes
First available hire date	Date	Yes
Initial impression	Integer 0-10	Yes
Resume	Picture	No
Not currently viable	Boolean	Yes
Follow up	Boolean	NA

If a candidate is currently unqualified for a job position but would eventually qualify based on follow-up criteria, the follow-up checkbox must be selected or cleared in the system immediately.

The company plans to create a similar Power Apps app that will contain the same business use case, but for internal employees and promotions.

You need to create a Power Apps app solution to automatically mark the candidate for follow up.

Proposed solution: Create a Power Automate flow with conditions that use entered data as default data.

Does the solution meet the goal?

- A. Yes
- B. No

**Answer:** B

#### Explanation:

Instead use Common Data Service workflow with a PowerQuery on the data entity.

Note: Process (Workflow) table/entity reference is a set of logical rules that define the steps necessary to automate a specific business process, task, or set of actions to be performed. Common Data Service workflow support: Filter triggers based on which attributes change - You can control which field changes trigger your automated flows. For example, trigger your flow only when the status field changes while ignoring all other fields that may change.

Reference:

<https://docs.microsoft.com/en-us/business-applications-release-notes/april19/microsoft-flow/automated-parity-classic-common-data-service-workflows>

NEW QUESTION 224

- (Topic 4)

Note: This question is part of a series of questions that present the same scenario. Each question in the series contains a unique solution that might meet the stated goals. Some question sets might have more than one correct solution, while others might not have a correct solution.

After you answer a question in this section, you will NOT be able to return to it. As a result, these questions will not appear in the review screen.

You build a canvas app for a manufacturing company. The company receives parts and materials from many vendors. You create a form to collect information from packing slips.

Receivers must be able to take a picture of packing slips to receive materials instead of manually entering data in the app.

You need to ensure that users can scan packing slip information into the form. Proposed solution: Use a Key Phrase Extraction model.

Does the solution meet the goal?

- A. Yes
- B. No

Answer: B

Explanation:

The key phrase extraction prebuilt model identifies the main points in a text document.

Reference:

https://docs.microsoft.com/en-us/ai-builder/prebuilt-key-phrase

NEW QUESTION 225

- (Topic 4)

You are creating a canvas app.

A small amount of tabular data must be available only to the app. The data must be available before user inter action.

You need to create the data source for this data. What should you do?

- A. Use a formula to populate a table when the app starts.
- B. Use the Excel Online connector to retrieve the data.
- C. Create a Microsoft Dataverse table and use the Microsoft Dataverse connector.
- D. Read the data from a file on the device.

Answer: B

NEW QUESTION 228

HOTSPOT - (Topic 4)

HOTSPOT

A company uses Power Apps and Microsoft Data verse. You need to perform the following activities:

- \* Create a model-driven app.
- \* Design navigation for the app
- \* Show an approval name field on the form if the amount is greater than \$1,000.

Which features should you use? To answer, select the appropriate options in the answer area. NOTE: Each correct selection is worth one point.

Answer Area

Activity	Feature
Create model driven app.	<div>App designer</div> <div>App designer</div> <div>Solution checker</div> <div>App checker</div>
Design app navigation.	<div>Site map</div> <div>Site map</div> <div>Solutions area</div> <div>Table designer</div>
Show approval name field if amount > \$1,000.	<div>Table designer</div> <div>Form designer</div> <div>Table designer</div> <div>Business rule designer</div>

- A. Mastered
- B. Not Mastered

Answer: A

Explanation:

Answer Area

Activity	Feature
Create model driven app.	<div>App designer</div> <div>App designer</div> <div>Solution checker</div> <div>App checker</div>
Design app navigation.	<div>Site map</div> <div>Site map</div> <div>Solutions area</div> <div>Table designer</div>
Show approval name field if amount > \$1,000.	<div>Table designer</div> <div>Form designer</div> <div>Table designer</div> <div>Business rule designer</div>

NEW QUESTION 229

DRAG DROP - (Topic 4)

You are configuring a new Common Data Service environment by using the Power Apps Maker portal.

You need to create an entity that uses the prefix xyz.

Which four actions should you perform in sequence? To answer, move the appropriate actions from the list of actions to the answer area and arrange them in the correct order.

Actions

Create an entity in the new solution.

Enter the entity Display Name and use the existing prefix.

Add a new solution.

Enter the entity Display Name and modify the prefix to **xyz**.

Add a new publisher with the prefix **xyz**.

Answer Area

- A. Mastered  
B. Not Mastered

Answer: A

Explanation:

Actions

Create an entity in the new solution.

Enter the entity Display Name and use the existing prefix.

Add a new solution.

Enter the entity Display Name and modify the prefix to **xyz**.

Add a new publisher with the prefix **xyz**.

Answer Area

Add a new publisher with the prefix **xyz**.

Add a new solution.

Create an entity in the new solution.

Enter the entity Display Name and modify the prefix to **xyz**.

NEW QUESTION 231

- (Topic 4)

You create a canvas app named Hardware Order that suggests computer hardware to customers. A value must be entered for the EmployeeID field when creating a new order if the value in the OrderType field does not contain the prefix test. You need to configure the business rule. Which two actions should you perform? Each correct answer presents part of the complete solution. NOTE: Each correct selection is worth one point.

- A. Set the scope of the business rule to Entity.  
B. Add a Recommendation action and configure it to enter the order type.  
C. Set the scope of the business rule to All Forms.  
D. Use the following condition expression:(OrderType Does not begin with [test]) AND (Modified By Does not contain data)

Answer: AD

Explanation:

Reference:  
https://docs.microsoft.com/en-us/powerapps/maker/common-data-service/data-platform-create-business-rule

NEW QUESTION 234

- (Topic 4)

You create a personal view. You need to ensure that other users can access the view. What should you do?

- A. Email the users a link to the view.  
B. Set the view as the default view.  
C. Share the view with the users.  
D. Assign the view to the users.

Answer: C

NEW QUESTION 238

HOTSPOT - (Topic 4)  
HOTSPOT

The customer service team of a company uses a model-driven app to log customer interactions. The app contains two tables: one to track customer interactions and one to track products. The team requires an interactive dashboard to display the activities. The dashboard must display the products that have the most complaints. Each chart must display the associated data. You need to create the dashboard- Which features should you use? To answer, select the appropriate options in the answer area. NOTE: Each correct selection is worth one point.



- A. Mastered
- B. Not Mastered

**Answer:** A

**Explanation:**



#### NEW QUESTION 242

- (Topic 4)

You are creating an employee directory canvas app. The app must display name, address, and a photo of each employee. You need to select a control type that will display the

- A. Address input
- B. List box
- C. Gallery
- D. Data table

**Answer:** C

#### NEW QUESTION 244

- (Topic 4)

A company uses Microsoft platforms for all accessibility, compliance, and security auditing.

The auditing and compliance division of the company flags a newly created Power Apps canvas app due to accessibility issues. The app must be unpublished until it conforms to Microsoft accessibility requirements and recommendations.

You need to identify all accessibility issues for a solution. What should you use?

- A. Microsoft Accessibility Conformance Reports
- B. Microsoft Compliance Center
- C. Power Apps Studio
- D. Microsoft Accessibility Guides
- E. Microsoft Visual Studio

**Answer:** C

**Explanation:**

- ? Find accessibility issues
- ? In the upper-right corner of Power Apps Studio, select the icon for the App checker.
- ? App checker icon.
- ? In the menu that appears, select Accessibility.
- ? A list of issues appears, sorted first by severity and then by screen.
- ? Select the arrow next to an item to show details about it.
- ? Accessibility checker details.
- ? Select the back arrow to return to the list of items.
- ? If you decide to address an issue, select it to open the affected property.
- ? After you change one or more properties, select Re-check to update the list of issues.

Reference:

<https://docs.microsoft.com/en-us/powerapps/maker/canvas-apps/accessibility-checker> <https://support.microsoft.com/en-us/accessibility/enterprise-answer-desk>

#### NEW QUESTION 245

DRAG DROP - (Topic 4)

DRAG DROP

A company uses Power Automate. You manage two cloud flows named A and B. Users must perform the following activities:

- Manage the properties of cloud flow A.
- Manually trigger cloud flow B

You need to set up privileges for the business users by using the principle of least privilege Which privilege types should you grant for each activity? To answer, drag the appropriate

privilege types to the correct activities. Each privilege type may be used once, more than once, or not at all. You may need to drag the split bar between panes or scroll to view content.

Note: Each correct selection is worth one point.

Privilege types

Microsoft Power Platform Admin

Co-owner

Run-only

Answer Area

Activity

Manage the properties of cloud flow A.  
Manually trigger cloud flow B.

Privilege type

- A. Mastered
- B. Not Mastered

Answer: A

Explanation:

Privilege types

Microsoft Power Platform Admin

Co-owner

Run-only

Answer Area

Activity

Manage the properties of cloud flow A.  
Manually trigger cloud flow B.

Privilege type

Co-owner

Run-only

NEW QUESTION 248

HOTSPOT - (Topic 4)

A company is creating new app for use by technicians.

Previous versions of the app do not render properly on tablets and phones. You need to ensure that the new app renders properly on all devices.

Which design element should you use? To answer, select the appropriate options in the answer area.

NOTE: Each correct selection is worth one point.

Requirement	Design element
Create an app that does not specify a screen size in the design	<div><div></div><div>▼</div><div>Phone form factor</div><div>Tablet form factor</div><div>Blank canvas app</div><div>Model-driven app</div></div>
Lock the screen size for an app that needs to be set to a specific resolution	<div><div></div><div>▼</div><div>Aspect ratio</div><div>Orientation</div><div>Image positioning</div><div>Display mode</div></div>

- A. Mastered
- B. Not Mastered

Answer: A

Explanation:

Box 1: Tablet form factor Box 2: Aspect version

Customize a canvas app by changing its screen size.

? Sign in to Power Apps.

? Open the app to edit.

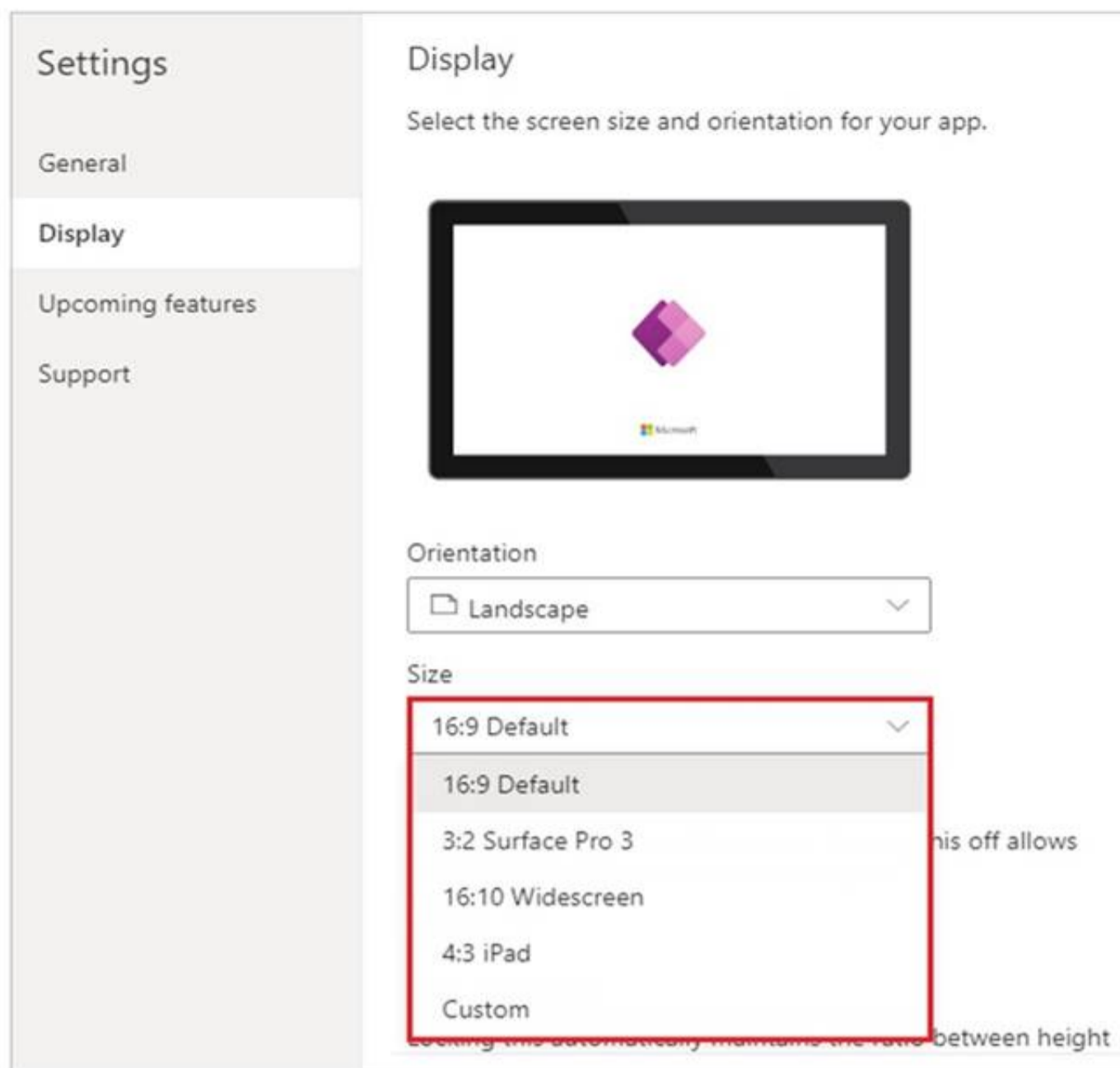
? Select Settings.

? Select Display.

? (Tablet apps only) Under Aspect ratio, perform either of these steps:

? Select the ratio that matches the target device for this app.

? Select Custom to set your own size, and then specify a width between 50 - 3840 and a height between 50 - 2160.



## NEW QUESTION 252

- (Topic 4)

Note: This question is part of a series of questions that present the same scenario. Each question in the series contains a unique solution that might meet the stated goals. Some question sets might have more than one correct solution, while others might not have a correct solution.

After you answer a question in this section, you will NOT be able to return to it. As a result, these questions will not appear in the review screen.

A company has locations in multiple countries and regions across four continents. The company stores the total amount of each order in the local currency of the country/region where the customer is located. The company stores the applicable exchange rates in a custom US dollars (USD) exchange rate table.

You need to create a visualization that displays the total amount of orders by country/region in USD.

Proposed solution:

Create a custom calculated field of type currency on the order table that converts the order total to USD and displays the total amounts by region in a Power BI chart.

Does the solution meet the goal?

A. Yes

**Answer: A**

### Explanation:

Instead use a calculated field.

Need to calculate the exchange rate in USD.

Calculated columns are calculated in real-time when they are retrieved. Reference:

<https://docs.microsoft.com/en-us/powerapps/developer/data-platform/calculated-rollup-attributes>

## NEW QUESTION 257

HOTSPOT - (Topic 4)

A company is building a canvas app.

A user needs to understand which data they can make available for the 500 contacts that are present in the Contact table. All relevant data must be shown in the app. Single fields must show one record and grids must show multiple records. Only the primary fields for each related table should be shown for a contact.

Display name	Relationship name	Related table	Relationship type	Type	Customizable
Company Name	contact_customer_contacts	Contact	Many-to-one	Managed	Yes
Connected From	contact_connections1	Connection	One-to-many	Managed	Yes
Owning Team	Team_contacts	Team	Many-to-one	Standard	Yes

Use the drop-down menus to select the answer choice that answers each question based on the information presented in the graphic.

NOTE: Each correct selection is worth one point.

How should you design a screen to display the Connection table information for each contact in the Contacts table?

▼

Use a grid for the Contact table and a grid for the Connection table

Use a single field for the Contact table and a grid for the Connection table

Use a grid for the Contact table and a single field for the Connection table

Use a single field for the Contact table and a single field for the Connection table

How should you design a screen to display the Team table information for each contact in the Contact table?

▼

Use a grid for the Contact table and a grid for the Team table

Use a single field for the Contact table and a grid for the Team table

Use a grid for the Contact table and a single field for the Team table

Use a single field for the Contact table and a single field for the Team table

- A. Mastered
- B. Not Mastered

Answer: A

Explanation:

Box 1: Use a single field for Contact table and a grid for the Connection table The Contact table is on 1-side of the 1-to-many relation to the Connection table.  
Box 2: Use a single field for Team table and a grid for the Connect table The Team table is on 1-side of the 1-to-many relation to Contact.

NEW QUESTION 261

- (Topic 4)  
You are designing an interactive report for a model-driven app. The report will use more than five million records. The query that retrieves data for the report requires more than five minutes to complete.  
You need to create the report. Which option should you use?

- A. Interactive dashboard
- B. Power BI
- C. Standard dashboard

Answer: B

NEW QUESTION 262

- (Topic 4)  
A company uses a canvas app to encourage employees to take reading breaks during their work schedule. The reading breaks are created automatically as Outlook tasks in the employees Outlook app. The app must trigger a Power Automate cloud flow when specific data is captured in the canvas app. You need to create and configure the flow. Which flow step should you configure first?

- A. Flow button for mobile
- B. Power Apps step with trigger conditions
- C. New Microsoft Outlook task
- D. Condition step

Answer: A

NEW QUESTION 267

DRAG DROP - (Topic 4)  
DRAG DROP

You are designing several new Microsoft Power Platform apps for a company. You have the following requirements:  
All apps must be able to run from the Power Apps mobile app.  
You need to determine which app type to create for each department.  
Which app type should you use? To answer, drag the appropriate app types to the correct departments. Each app type may be used once, more than once, or not at all. You may need to drag the split bar between panes or scroll to view content.

App types

Canvas

Model driven

Portal

Answer Area

Department

Sales

Direct marketing

App type

- A. Mastered
- B. Not Mastered

Answer: A

Explanation:

**App types**  

Canvas

Model driven

Portal

**Answer Area**

**Department**  

Sales

Direct marketing

**App type**  

Model driven

Canvas

#### NEW QUESTION 268

DRAG DROP - (Topic 4)

You are designing an app for a bank. You plan to use the following entities in the app:

Entity	Comments
Clients	Clients are assigned to a branch office
Bank accounts	A client may have multiple bank accounts. A bank account may have multiple clients as bank account owners
Branch offices	Clients are assigned to a branch office
Employees	Each employee works at only one branch office

You need to configure the relationships between the entities.

Which relationship types should you use? To answer, drag the appropriate relationship types to the correct relationships. Each source may be used once, more than once, or not at all. You may need to drag the split bar between panes or scroll to view content.

NOTE: Each correct selection is worth one point.

**Relationship types**  

One-to-one

One-to-many

Many-to-one

Many-to-many

**Answer Area**

Relationship		
Source entity	Target entity	Relationship type
Clients	Bank accounts	Relationship type
Clients	Branch offices	Relationship type
Branch offices	Employees	Relationship type

- A. Mastered
- B. Not Mastered

**Answer:** A

#### Explanation:

Box 1: Many-to-many

Box 2: Many-to-one

A client have a single branch office.

A branch office can have many clients.

Box 3: One-to-many

A branch office can have many employees. An employee only works at one branch office.

#### NEW QUESTION 270

- (Topic 4)

Note: This question is part of a series of questions that present the same scenario. Each question in the series contains a unique solution that might meet the stated goals. Some question sets might have more than one correct solution, while others might not have a correct solution.

After you answer a question in this section, you will NOT be able to return to it. As a result, these questions will not appear in the review screen.

You are developing a model-driven app that uses a Common Data Service database. App users will have a variety of different security roles.

Development and testing must be performed using production data. Multiple testers must be used at each testing stage.

You need to provision and configure new environments for development and testing. Solution:

? Provision a trial environment named T1 and a sandbox environment named S1.

? Copy the production environment to T1 and S1.

? Use T1 for development and S1 for testing.

Does the solution meet the goal?

- A. Yes
- B. No

**Answer:** B

#### Explanation:

Using trial environments, companies and customers can try out new features and solutions. Do not use a trial environment for development.

A sandbox environment is any non-production environment of Microsoft Dataverse. Isolated from production, a sandbox environment is the place to safely develop and test application changes with low risk.

Reference:

<https://docs.microsoft.com/en-us/power-platform/admin/trial-environments> <https://docs.microsoft.com/en-us/power-platform/admin/sandbox-environments>

#### NEW QUESTION 274

- (Topic 4)

You create a custom table as part of a solution in the development environment. You deploy major version solutions as managed solutions to production. The organization does not allow new solutions to be created in the production environment.

When a minor update is made to a column length, users cannot enter entire values. You need to allow users to enter entire values in the column.

Solution: Uninstall the most recent version of the solution from the production environment. Does the solution meet the goal?

- A. Yes
- B. No

**Answer: B**

#### NEW QUESTION 279

DRAG DROP - (Topic 4)

A company must use a Power Apps app custom control that is exported from a different canvas Power Apps app.

You need to insert the custom control into the Power Apps app.

Where should you complete the actions? To answer, drag the appropriate locations to the correct actions. Each location may be used once, more than once, or not at all. You may need to drag the split bar between panes or scroll to view content.

NOTE: Each correct selection is worth one point.

Objects		Answer Area	
		Action	Location
Display	Screens	Import a custom control from a file.	
Components		Add an alignment to the custom control to display it in the middle of the Power Apps app screen.	

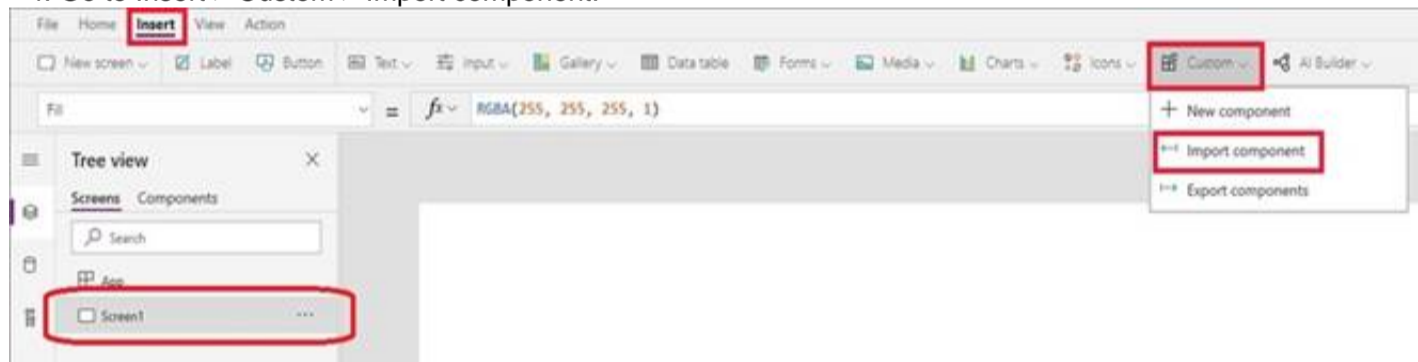
- A. Mastered
- B. Not Mastered

**Answer: A**

#### Explanation:

Box 1: Components

- \* 1. To add code components to a canvas app:
- \* 2. Navigate to Power Apps Studio.
- \* 3. Create a new canvas app or edit an existing app to which you want to add the code component.
- \* 4. Go to Insert > Custom > Import component.



#### NEW QUESTION 283

- (Topic 4)

You use a Microsoft SharePoint list to record information about customers.

You must perform a series of actions only when a new item is added to a SharePoint list. You need to configure a Power Automate flow.

Which trigger should you use?

- A. When an item is created
- B. When an item is created or modified
- C. When a file is created (properties only)
- D. For a selected item

**Answer: A**

#### Explanation:

Trigger - When an item is created Triggers when an item is created.

MS Flow will trigger when an item is created in the list. It will return all list item properties which can be used in the Flow.

Reference:

<https://www.c-sharpcorner.com/article/sharepoint-based-triggers-in-ms-flow-part-2/>

#### NEW QUESTION 286

DRAG DROP - (Topic 4)

DRAG DROP

A company uses Power Apps and Microsoft Dataverse.

The company has model driven apps across multiple Microsoft Dataverse environments in the same tenant. You must grant privileges to Power Apps makers to achieve the following:

- Share model-driven apps in multiple Microsoft Dataverse environments.

• Share model-driven apps in only one of the Microsoft Dataverse environments and view only table records that they create themselves. You need to share the model-driven app with users by using the principle of least privilege. Which security role privilege should you grant for each requirement? To answer, drag the appropriate security roles to the correct requirements. Each security the may be used once, more than once, or not at all. You may need to drag the split bar between panes or scroll to view content. NOTE: Each correct answer is worth one point.

Security roles		Requirement	Security role
System Customizer	⋮	Share in all Microsoft Dataverse environments.	
Microsoft Power Platform Administrator		Share in one environment and view only table records they create.	
Environment Maker			

- A. Mastered
- B. Not Mastered

Answer: A

Explanation:

Security roles		Requirement	Security role
System Customizer	⋮	Share in all Microsoft Dataverse environments.	Environment Maker
Microsoft Power Platform Administrator		Share in one environment and view only table records they create.	System Customizer
Environment Maker			

NEW QUESTION 291

DRAG DROP - (Topic 4)  
You create a canvas app. You run App checker to validate the app. App checker returns error results. You need to locate where the errors occur. Which areas should you review? To answer drag the appropriate areas to the correct error messages. Each area may be used once, more than once, or not at all. You may need to drag the spirt bar between panes or scroll to view content. NOTE: Each correct selection is worth one point.

Areas		Error message	Area
Function	⋮	Unknown or unsupported in namespace	
Formula		Invalid arguments	
Accessibility		Revise screen name	

- A. Mastered
- B. Not Mastered

Answer: A

Explanation:

Areas		Error message	Area
Function	⋮	Unknown or unsupported in namespace	Formula
Formula		Invalid arguments	Function
Accessibility		Revise screen name	Accessibility

NEW QUESTION 294

- (Topic 4)  
You are creating a canvas app. You need to display a limited list of choices to the end user. You must standardize the values and appearance of the list across all forms. Which two actions should you perform? Each correct answer presents part of the solution. NOTE: Each correct selection is worth one point.

- A. Add a drop-down field in the app
- B. Create a Global Option Set
- C. Add a new business rule
- D. Add a component to the component library

Answer: AB

Explanation:

A global Option Set can be shared across entities. Reference:  
https://powerapps.microsoft.com/en-us/blog/option-sets-and-many-to-many-relationships-for-canvas-apps/

NEW QUESTION 296

- (Topic 4)

A company has 500 vendor records stored in a SQL table. Each record contains the team wants to view the vendor records by using Power Apps. The team must be able to change the list results by applying filters. You need to display the vendor records in a canvas app. Which control should you use?

- A. Text
- B. Form
- C. Chart
- D. Gallery

Answer: D

NEW QUESTION 301

HOTSPOT - (Topic 4)  
HOTSPOT

A bicycle shop uses Microsoft Dataverse to track bicycle rentals and renter information. The bicycle shop has a standalone tablet with a canvas app. Renters use the app to check out bicycles. Only one renter at a time can check out bicycles. Multiple renters can rent as a team. You must expand the app to allow team rentals in one step. All team members must be registered under a single phone number.

You need to modify the canvas app to display team and team member information, along with bicycle information  
Which UI elements should you use for each requirement? To answer, select the appropriate options m the answer area  
NOTE: Each correct selection is worth one point.

Answer Area

Requirement	UI element
Phone number lookup	<div>Choice</div> <div>Text input</div> <div>Choice</div> <div>Pen input</div>
Team members and their bicycles	<div>Gallery</div> <div>List box</div> <div>Container</div> <div>Data table</div> <div>Gallery</div>

- A. Mastered
- B. Not Mastered

Answer: A

Explanation:

Answer Area

Requirement	UI element
Phone number lookup	<div>Choice</div>
Team members and their bicycles	<div>Gallery</div>

NEW QUESTION 305

- (Topic 4)

Note: This question is part of a series of questions that present the same scenario. Each question in the series contains a unique solution that might meet the stated goals. Some question sets might have more than one correct solution, while others might not have a correct solution.

After you answer a question in this section, you will NOT be able to return to it. As a result, these questions will not appear in the review screen.

You are creating a canvas app.

You need to automatically detect bicycles in pictures taken with the camera. Proposed solution:

- ? Create a Prediction custom model in AI Builder.
- ? Train the model with pictures of bicycles and then publish the trained model.
- ? Add the Object Detector control to your canvas app.

Does the solution meet the goal?

- A. Yes
- B. No

Answer: B

Explanation:

Instead create an Object Detection custom model

Note: AI Builder prediction models analyze patterns in historical data that you provide. Prediction models learn to associate those patterns with outcomes. Then, we use the power of AI to detect learned patterns in new data, and use them to predict future outcomes.

Reference:

<https://docs.microsoft.com/en-us/ai-builder/prediction-overview>

NEW QUESTION 309

- (Topic 4)

You create a custom table as part of a solution in the development environment. You deploy major version solutions as managed solutions to production. The organization does not allow new solutions to be created in the production environment.

When a minor update is made to a column length, users cannot enter entire values. You need to allow users to enter entire values in the column.  
 Solution: Update the column length in the development environment. Export the solution as a managed solution, import the solution into production  
 Does the solution meet the goal?

- A. Yes
- B. No

**Answer: B**

#### NEW QUESTION 312

- (Topic 4)

You have a Power Automate flow that processes files in a Microsoft SharePoint document files.

Before leaving the office for the day, the manager must initiate the flow. The flow must not start processing files before 11:00 PM.

You need to configure the flow.

Which two actions should you perform? Each correct answer presents part of the solution.

NOTE: Each correct selection is worth one point.

- A. Add a recurrence trigger and configure to run daily at 11 00 PM.
- B. Add a Condition actio
- C. If the time greater than 11:00 PM use a Terminate action prevent further processing.
- D. Manually trigger the flow.
- E. Add a Delay Until action and enter the timestamp for 11 00 PM.

**Answer: CD**

#### Explanation:

Delay an action until a specific timestamp.

Note: The Microsoft Dataverse connector provides four ways to add wait conditions. Use these wait conditions when you need to delay processing in your flows until a particular condition is met.

? Postpone triggering the flow and the first action until a specific time: Wait condition using Postpone Until.

? Add a fixed delay before the next step.

? Delay an action until a specific timestamp.

? Delay an action until a specific event occurs.

Reference:

<https://docs.microsoft.com/en-us/power-automate/dataverse/wait-conditions>

#### NEW QUESTION 317

- (Topic 4)

You create and publish a canvas app component library to perform complex calculations.

You discover an error in one of the calculations. You correct the issue and publish the canvas app.

You need to ensure that the co-worker uses the updated version of the component library.

What should you do?

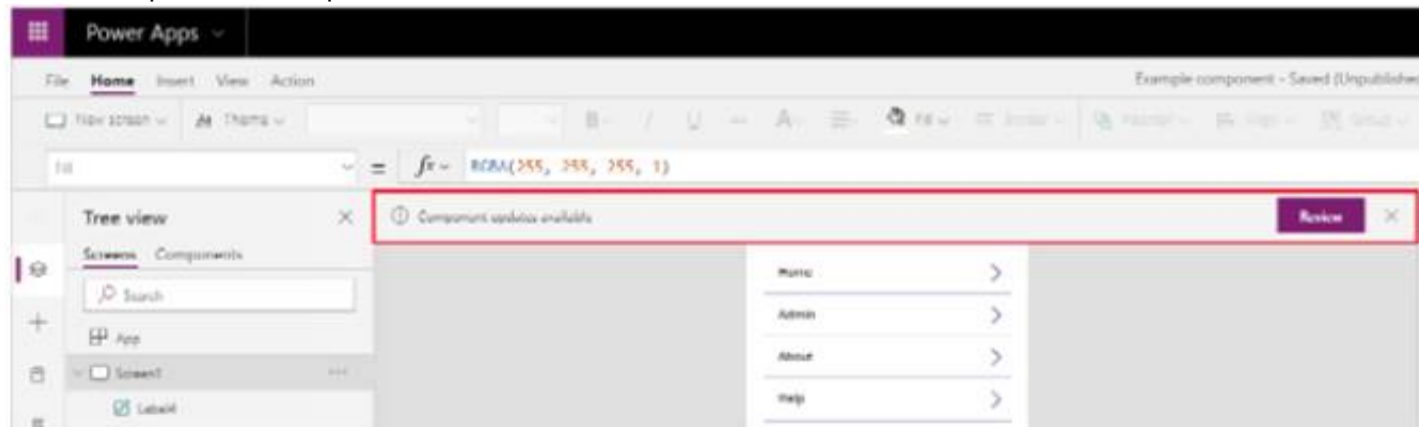
- A. Export the updated component library and instruct the co-worker to import the updated version into the canvas app
- B. Inform the co-worker to edit the canvas app and manually add the updated version of the component library
- C. Instruct the co-worker to edit the canvas app and update the component library

**Answer: C**

#### Explanation:

You can modify an existing component library and save any changes with additional version notes. However, the updated component library version must be published for use in existing apps that use the component library.

Makers of other apps are notified of updated components being available. The notification appears when makers edit the apps in canvas app studio. They can choose to update the components:



Select Review, and you'll see the option to update the component:

<https://docs.microsoft.com/en-us/powerapps/maker/canvas-apps/component-library>

#### NEW QUESTION 322

.....

## THANKS FOR TRYING THE DEMO OF OUR PRODUCT

Visit Our Site to Purchase the Full Set of Actual PL-100 Exam Questions With Answers.

We Also Provide Practice Exam Software That Simulates Real Exam Environment And Has Many Self-Assessment Features. Order the PL-100 Product From:

<https://www.2passeasy.com/dumps/PL-100/>

## Money Back Guarantee

### PL-100 Practice Exam Features:

- \* PL-100 Questions and Answers Updated Frequently
- \* PL-100 Practice Questions Verified by Expert Senior Certified Staff
- \* PL-100 Most Realistic Questions that Guarantee you a Pass on Your FirstTry
- \* PL-100 Practice Test Questions in Multiple Choice Formats and Updatesfor 1 Year