

AZ-104 Dumps

Microsoft Azure Administrator (beta)

<https://www.certleader.com/AZ-104-dumps.html>



NEW QUESTION 1

- (Exam Topic 1)

You need to meet the technical requirement for VM4. What should you create and configure?

- A. an Azure Notification Hub
- B. an Azure Event Hub
- C. an Azure Logic App
- D. an Azure services Bus

Answer: B

Explanation:

Scenario: Create a workflow to send an email message when the settings of VM4 are modified.

You can start an automated logic app workflow when specific events happen in Azure resources or third-party resources. These resources can publish those events to an Azure event grid. In turn, the event grid pushes those events to subscribers that have queues, webhooks, or event hubs as endpoints. As a subscriber, your logic app can wait for those events from the event grid before running automated workflows to perform tasks - without you writing any code.

References:

<https://docs.microsoft.com/en-us/azure/event-grid/monitor-virtual-machine-changes-event-grid-logic-app>

NEW QUESTION 2

- (Exam Topic 1)

You need to meet the connection requirements for the New York office.

What should you do? To answer, select the appropriate options in the answer area. NOTE: Each correct selection is worth one point.

Answer Area

From the Azure portal:

- Create an ExpressRoute circuit only.
- Create a virtual network gateway only.
- Create a virtual network gateway and a local network gateway.
- Create an ExpressRoute circuit and an on-premises data gateway.
- Create a virtual network gateway and an on-premises data gateway.

In the New York office:

- Deploy ExpressRoute.
- Deploy a DirectAccess server.
- Implement a Web Application Proxy.
- Configure a site-to-site VPN connection.

- A. Mastered
- B. Not Mastered

Answer: A

Explanation:

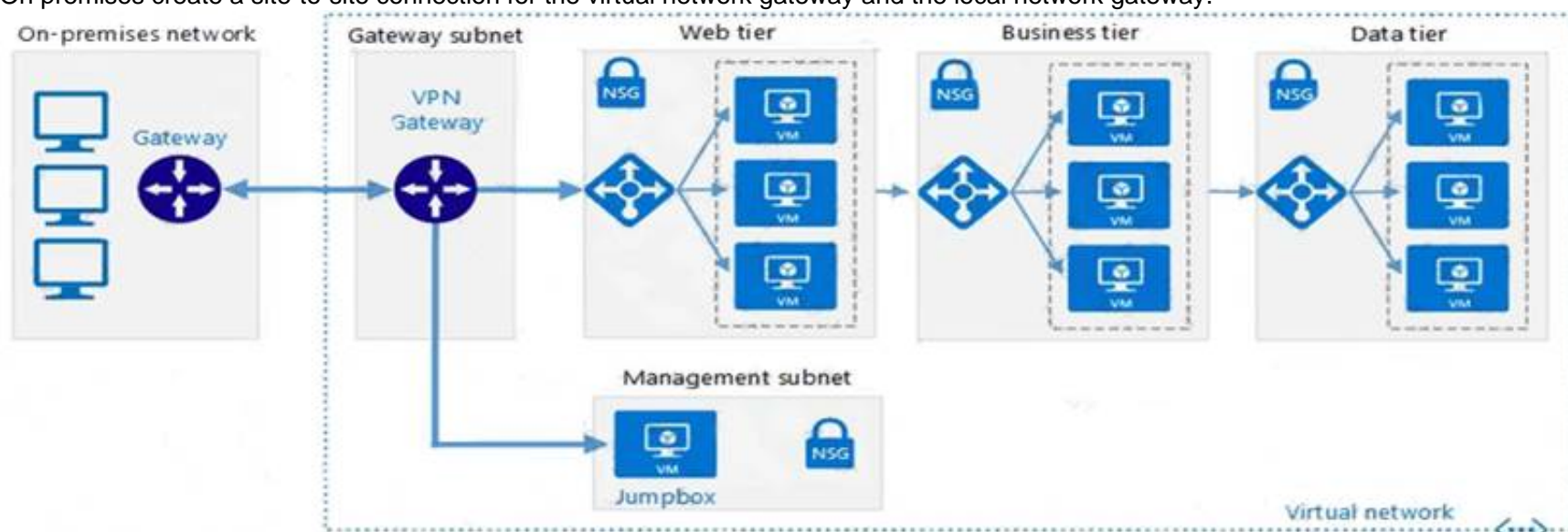
Box 1: Create a virtual network gateway and a local network gateway.

Azure VPN gateway. The VPN gateway service enables you to connect the VNet to the on-premises network through a VPN appliance. For more information, see [Connect an on-premises network to a Microsoft Azure virtual network](#). The VPN gateway includes the following elements:

- Virtual network gateway. A resource that provides a virtual VPN appliance for the VNet. It is responsible for routing traffic from the on-premises network to the VNet.
- Local network gateway. An abstraction of the on-premises VPN appliance. Network traffic from the cloud application to the on-premises network is routed through this gateway.
- Connection. The connection has properties that specify the connection type (IPSec) and the key shared with the on-premises VPN appliance to encrypt traffic.
- Gateway subnet. The virtual network gateway is held in its own subnet, which is subject to various requirements, described in the Recommendations section below.

Box 2: Configure a site-to-site VPN connection

On premises create a site-to-site connection for the virtual network gateway and the local network gateway.



Scenario: Connect the New York office to VNet1 over the Internet by using an encrypted connection.

NEW QUESTION 3

- (Exam Topic 4)

You have an Azure subscription that contains the virtual machines shown in the following table.

Name	Operating system	Connects to
VM1	Windows Server 2019	Subnet1
VM2	Windows Server 2019	Subnet2

VM1 and VM2 use public IP addresses. From Windows Server 2019 on VM1 and VM2, you allow inbound Remote Desktop connections. Subnet1 and Subnet2 are in a virtual network named VNET1.

The subscription contains two network security groups (NSGs) named NSG1 and NSG2. NSG1 uses only the default rules.

NSG2 uses the default and the following custom incoming rule:

- > Priority: 100
- > Name: Rule1
- > Port: 3389
- > Protocol: TCP
- > Source: Any
- > Destination: Any
- > Action: Allow

NSG1 connects to Subnet1. NSG2 connects to the network interface of VM2.

For each of the following statements, select Yes if the statement is true. Otherwise, select No.

Statements	Yes	No
From the internet, you can connect to VM1 by using Remote Desktop.	<input type="radio"/>	<input type="radio"/>
From the internet, you can connect to VM2 by using Remote Desktop.	<input type="radio"/>	<input type="radio"/>
From VM1, you can connect to VM2 by using Remote Desktop.	<input type="radio"/>	<input type="radio"/>

- A. Mastered
- B. Not Mastered

Answer: A

Explanation:

Box 1: No

The default port for RDP is TCP port 3389. A rule to permit RDP traffic must be created automatically when you create your VM.

Box 2: Yes

NSG2 will allow this. Box 3: Yes

NSG2 will allow this.

Note on NSG-Subnet1: Azure routes network traffic between all subnets in a virtual network, by default. References:

<https://docs.microsoft.com/en-us/azure/virtual-machines/troubleshooting/troubleshoot-rdp-connection>

NEW QUESTION 4

- (Exam Topic 4)

You plan to deploy five virtual machines to a virtual network subnet.

Each virtual machine will have a public IP address and a private IP address. Each virtual machine requires the same inbound and outbound security rules.

What is the minimum number of network interfaces and network security groups that you require? To answer, select the appropriate options in the answer area.

NOTE: Each correct selection is worth one point.

Answer Area

Minimum number of network interfaces:

5

10

15

20

Minimum number of network security groups:

1

2

5

10

- A. Mastered
B. Not Mastered

Answer: A

Explanation:

Box 1: 10

One public and one private network interface for each of the five VMs. Box 2: 1

You can associate zero, or one, network security group to each virtual network subnet and network interface in a virtual machine. The same network security group can be associated to as many subnets and network interfaces as you choose.

References:

<https://docs.microsoft.com/en-us/azure/virtual-network/security-overview>

NEW QUESTION 5

- (Exam Topic 4)

This question is part of a series of questions that present the same scenario. Each question in the series contains a unique solution that might meet the stated goals. Some question sets might have more than one correct solution, while others might not have a correct solution.

After you answer a question in this section, you will NOT be able to return to it. As a result, these questions will not appear in the review screen.

You have an Azure subscription named Subscription1 that contains the resources shown in the following table.

Name	Type	Location	Resource group
RG1	Resource group	East US	<i>Not applicable</i>
RG2	Resource group	West Europe	<i>Not applicable</i>
RG3	Resource group	North Europe	<i>Not applicable</i>
VNET1	Virtual network	Central US	RG1
VM1	Virtual machine	West US	RG2

VM1 connects to a virtual network named VNET2 by using a network interface named NIC1. You need to create a new network interface named NIC2 for VM1.

Solution: You create NIC2 in RG1 and Central US. Does this meet the goal?

- A. Yes
B. No

Answer: B

Explanation:

The virtual machine you attach a network interface to and the virtual network you connect it to must exist in the same location, here West US, also referred to as a region.

References:

<https://docs.microsoft.com/en-us/azure/virtual-network/virtual-network-network-interface>

NEW QUESTION 6

- (Exam Topic 4)

Note: This question is part of a series of questions that present the same scenario. Each question in the series contains a unique solution that might meet the stated goals. Some question sets might have more than one correct solution, while others might not have a correct solution.

After you answer a question in this section, you will NOT be able to return to it. As a result, these questions will not appear in the review screen.

You have a computer named Computer1 that has a point-to-site VPN connection to an Azure virtual network named VNet1. The point-to-site connection uses a self-signed certificate.

From Azure, you download and install the VPN client configuration package on a computer named Computer2.

You need to ensure that you can establish a point-to-site VPN connection to VNet1 from Computer2. Solution: On Computer2, you set the Startup type for the IPsec Policy Agent service to Automatic.

Does this meet the goal?

- A. Yes
B. No

Answer: B

Explanation:

Instead export the client certificate from Computer1 and install the certificate on Computer2.

Note: Each client computer that connects to a VNet using Point-to-Site must have a client certificate installed. You generate a client certificate from the self-signed root certificate, and then export and install the client certificate. If the client certificate is not installed, authentication fails.

References:

<https://docs.microsoft.com/en-us/azure/vpn-gateway/vpn-gateway-certificates-point-to-site>

NEW QUESTION 7

- (Exam Topic 4)

You have an azure subscription that contain a virtual named VNet1. VNet1. contains four subnets named Gateway, perimeter, NVA, and production.

The NVA contain two network virtual appliance (NVAs) that will network traffic inspection between the perimeter subnet and the production subnet.

You need to implement an Azure load balancer for the NVAs. The solution must meet the following requirements:

- The NVAs must run in an active-active configuration that uses automatic failover.
- The NVA must load balance traffic to two services on the Production subnet. The services have different IP addresses

Which three actions should you perform? Each correct answer presents parts of the solution. NOTE: Each correct selection is worth one point.

- A. Add two load balancing rules that have HA Ports enabled and Floating IP disabled.
- B. Deploy a standard load balancer.
- C. Add a frontend IP configuration, two backend pools, and a health prob.
- D. Add a frontend IP configuration, a backend pool, and a health probe.
- E. Add two load balancing rules that have HA Ports and Floating IP enabled.
- F. Deploy a basic load balancer.

Answer: BCE

Explanation:

A standard load balancer is required for the HA ports.

-Two backend pools are needed as there are two services with different IP addresses.

-Floating IP rule is used where backend ports are reused.

NEW QUESTION 8

- (Exam Topic 4)

You have a virtual network named VNet1 that has the configuration shown in the following exhibit.

```
PS C:\> Get-AzureRmVirtualNetwork -Name Vnet1 -ResourceGroupName Production

Name                : VNet1
ResourceGroupName   : Production
Location            : westus
Id                  : /subscriptions/14d26092-8e42-4ea7-b770-9dcef70fb1ea/resourceGroups/Production/providers/Microsoft.Network/virtualNetworks/VNet1
Etag                : W/"76f7edd6-d022-455b-aeae-376059318e5d"
ResourceGuid        : 562696cc-b2ba-4cc5-9619-0a735d6c34c7
ProvisioningState    : Succeeded
Tags                :
AddressSpace        : {
                        "AddressPrefixes": [
                          "10.2.0.0/16"
                        ]
                      }
DhcpOptions          : {}
Subnets             : [
                        {
                          "Name": "default",
                          "Etag": "W/\\"76f7edd6-d022-455b-aeae-376059318e5d\\"",
                          "Id": "/subscriptions/14d26092-8e42-4ea7-b770-9dcef70fb1ea/resourceGroups/Production/providers/Microsoft.Network/virtualNetworks/VNet1/subnets/default",
                          "AddressPrefix": "10.2.0.0/24",
                          "IpConfigurations": [],
                          "ResourceNavigationLinks": [],
                          "ServiceEndpoints": [],
                          "ProvisioningState": "Succeeded"
                        }
                      ]
VirtualNetworkPeerings : []
EnabledDDoSProtection : false
EnableVmProtection    : false
```

Use the drop-down menus to select the answer choice that completes each statement based on the information presented in the graphic.

NOTE: Each correct selection is worth one point.

Answer Area

Before a virtual machine on VNet1 can receive an IP address from 192.168.1.0/24, you must first [answer choice].

add a network interface
add a subnet
add an address space
delete a subnet
delete an address space

Before a virtual machine on VNet1 can receive an IP address from 10.2.1.0/24, you must first [answer choice].

add a network interface
add a subnet
add an address space
delete a subnet
delete an address space

- A. Mastered
- B. Not Mastered

Answer: A

Explanation:

Box 1: add a subnet

Your IaaS virtual machines (VMs) and PaaS role instances in a virtual network automatically receive a private IP address from a range that you specify, based on the subnet they are connected to. We need to add the 192.168.1.0/24 subnet.

Box 2: add a network interface

The 10.2.1.0/24 network exists. We need to add a network interface. References:

<https://docs.microsoft.com/en-us/azure/virtual-network/virtual-networks-static-private-ip-arm-pportal>

NEW QUESTION 9

- (Exam Topic 4)

You have an Azure subscription that contains a storage account named account1.

You plan to upload the disk files of a virtual machine to account1 from your on-premises network. The on-premises network uses a public IP address space of 131.107.1.0/24.

You plan to use the disk files to provision an Azure virtual machine named VM1. VM1 will be attached to a virtual network named VNet1. VNet1 uses an IP address space of 192.168.0.0/24.

You need to configure account1 to meet the following requirements:

- Ensure that you can upload the disk files to account1.
- Ensure that you can attach the disks to VM1.
- Prevent all other access to account1.

Which two actions should you perform? Each correct selection presents part of the solution.

NOTE: Each correct selection is worth one point.

- A. From the Firewalls and virtual networks blade of account1, add the 131.107.1.0/24 IP address range.
- B. From the Firewalls and virtual networks blade of account1, select Selected networks.
- C. From the Firewalls and virtual networks blade of account1, add VNet1.
- D. From the Firewalls and virtual networks blade of account1, select Allow trusted Microsoft services to access this storage account.
- E. From the Service endpoints blade of VNet1, add a service endpoint.

Answer: BE

Explanation:

B: By default, storage accounts accept connections from clients on any network. To limit access to selected networks, you must first change the default action. Azure portal

- Navigate to the storage account you want to secure.
- Click on the settings menu called Firewalls and virtual networks.
- To deny access by default, choose to allow access from 'Selected networks'. To allow traffic from all networks, choose to allow access from 'All networks'.
- Click Save to apply your changes. E: Grant access from a Virtual Network

Storage accounts can be configured to allow access only from specific Azure Virtual Networks.

By enabling a Service Endpoint for Azure Storage within the Virtual Network, traffic is ensured an optimal route to the Azure Storage service. The identities of the virtual network and the subnet are also transmitted with each request.

References: <https://docs.microsoft.com/en-us/azure/storage/common/storage-network-security>

NEW QUESTION 10

- (Exam Topic 4)

You have an Azure virtual machine named VM1. Azure collects events from VM1.

You are creating an alert rule in Azure Monitor to notify an administrator when an error is logged in the System event log of VM1.

You need to specify which resource type to monitor.

What should you specify?

- A. metric alert

- B. Azure Log Analytics workspace
- C. virtual machine
- D. virtual machine extension

Answer: D

Explanation:

Azure Monitor can collect data directly from your Azure virtual machines into a Log Analytics workspace for detailed analysis and correlation. Installing the Log Analytics VM extension for Windows and Linux allows Azure Monitor to collect data from your Azure VMs.

Reference:

<https://docs.microsoft.com/en-us/azure/azure-monitor/learn/quick-collect-azurevm>

NEW QUESTION 10

- (Exam Topic 4)

You have an Azure Active Directory (Azure AD) tenant named contosocloud.onmicrosoft.com. Your company has a public DNS zone for contoso.com.

You add contoso.com as a custom domain name to Azure AD. You need to ensure that Azure can verify the domain name. Which type of DNS record should you create?

- A. PTR
- B. MX
- C. NSEC3
- D. RRSIG

Answer: B

NEW QUESTION 15

- (Exam Topic 4)

You have an Azure virtual machine named VM1.

You use Azure Backup to create a backup of VM1 named Backup1. After creating Backup1, you perform the following changes to VM1:

- Modify the size of VM1.
- Copy a file named Budget.xls to a folder named Data.
- Reset the password for the built-in administrator account.
- Add a data disk to VM1.

An administrator uses the Replace existing option to restore VM1 from Backup1. You need to ensure that all the changes to VM1 are restored.

Which change should you perform again?

- A. Modify the size of VM1.
- B. Add a data disk.
- C. Reset the password for the built-in administrator account.
- D. Copy Budget.xls to Data.

Answer: D

Explanation:

References:

<https://docs.microsoft.com/en-us/azure/backup/backup-azure-arm-restore-vms#replace-existing-disks>

NEW QUESTION 20

- (Exam Topic 4)

Note: This question is part of a series of questions that present the same scenario. Each question in the series contains a unique solution that might meet the stated goals. Some question sets might have more than one correct solution, while others might not have a correct solution.

After you answer a question in this section, you will NOT be able to return to it. As a result, these questions will not appear in the review screen.

You have an Azure Active Directory (Azure AD) tenant named Adatum and an Azure Subscription named Subscription1. Adatum contains a group named Developers. Subscription1 contains a resource group named Dev.

You need to provide the Developers group with the ability to create Azure logic apps in the Dev resource group.

Solution: On Dev, you assign the Logic App Contributor role to the Developers group. Does this meet the goal?

- A. Yes
- B. No

Answer: A

Explanation:

The Logic App Contributor role lets you manage logic app, but not access to them. It provides access to view, edit, and update a logic app.

References:

<https://docs.microsoft.com/en-us/azure/role-based-access-control/built-in-roles>

<https://docs.microsoft.com/en-us/azure/logic-apps/logic-apps-securing-a-logic-app>

NEW QUESTION 23

- (Exam Topic 4)

You have a Microsoft 365 tenant and an Azure Active Directory (Azure AD) tenant named contoso.com. You plan to grant three users named User1, User2, and User3 access to a temporary Microsoft SharePoint document library named Library1.

You need to create groups for the users. The solution must ensure that the groups are deleted automatically after 180 days.

Which two groups should you create? Each correct answer presents a complete solution. NOTE: Each correct selection is worth one point.

- A. a Security group that uses the Assigned membership type

- B. an Office 365 group that uses the Assigned membership type
- C. an Office 365 group that uses the Dynamic User membership type
- D. a Security group that uses the Dynamic User membership type
- E. a Security group that uses the Dynamic Device membership type

Answer: BC

Explanation:

You can set expiration policy only for Office 365 groups in Azure Active Directory (Azure AD).

Note: With the increase in usage of Office 365 Groups, administrators and users need a way to clean up unused groups. Expiration policies can help remove inactive groups from the system and make things cleaner.

When a group expires, all of its associated services (the mailbox, Planner, SharePoint site, etc.) are also deleted.

You can set up a rule for dynamic membership on security groups or Office 365 groups.

NEW QUESTION 24

- (Exam Topic 4)

You have two Azure virtual machines named VM1 and VM2. You have two Recovery Services vaults named RSV1 and RSV2.

VM2 is protected by RSV1.

You need to use RSV2 to protect VM2. What should you do first?

- A. From the RSV1 blade, click Backup items and stop the VM2 backup.
- B. From the RSV1 blade, click Backup Jobs and export the VM2 backup.
- C. From the RSV1 blade, click Backu
- D. From the Backup blade, select the backup for the virtual machine, and then click Backup.
- E. From the VM2 blade, click Disaster recovery, click Replication settings, and then select RSV2 as the Recovery Services vault.

Answer: D

Explanation:

References:

<https://docs.microsoft.com/en-us/azure/backup/backup-azure-vms-first-look-arm>

NEW QUESTION 28

- (Exam Topic 4)

You have a sync group that has the endpoints shown in the following table.

Name	Type
Endpoint1	Cloud endpoint
Endpoint2	Server endpoint
Endpoint3	Server endpoint

Cloud tiering is enabled for Endpoint3.

You add a file named File1 to Endpoint1 and a file named File2 to Endpoint2.

You need to identify on which endpoints File1 and File2 will be available within 24 hours of adding the files. What should you identify? To answer, select the appropriate options in the answer area.

NOTE: Each correct selection is worth one point.

File1:

	▼
Endpoint1only	
Endpoint3 only	
Endpoint2 and Endpoint3 only	
Endpoint1, Endpoint2, and Endpoint3	

File2:

	▼
Endpoint1only	
Endpoint3 only	
Endpoint2 and Endpoint3 only	
Endpoint1, Endpoint2, and Endpoint3	

- A. Mastered
- B. Not Mastered

Answer: A

Explanation:

File1: Endpoint3 only

Cloud Tiering: A switch to enable or disable cloud tiering. When enabled, cloud tiering will tier files to your Azure file shares. This converts on-premises file shares into a cache, rather than a complete copy of the dataset, to help you manage space efficiency on your server. With cloud tiering, infrequently used or accessed files can be tiered to Azure Files.

File2: Endpoint1, Endpoint2, and Endpoint3 References:

<https://docs.microsoft.com/en-us/azure/storage/files/storage-sync-cloud-tiering>

NEW QUESTION 30

- (Exam Topic 4)

Note: This question is part of a series of questions that present the same scenario. Each question in the series contains a unique solution that might meet the stated goals. Some question sets might have more than one correct solution, while others might not have a correct solution.

After you answer a question in this section, you will NOT be able to return to it. As a result, these questions will not appear in the review screen.

You have an Azure subscription that contains the following resources:

- A virtual network that has a subnet named Subnet1
- Two network security groups (NSGs) named NSG-VM1 and NSG-Subnet1
- A virtual machine named VM1 that has the required Windows Server configurations to allow Remote Desktop connections

NSG-Subnet1 has the default inbound security rules only.

NSG-VM1 has the default inbound security rules and the following custom inbound security rule:

- Priority: 100
- Source: Any
- Source port range: *
- Destination: *
- Destination port range: 3389
- Protocol: UDP
- Action: Allow

VM1 connects to Subnet1. NSG1-VM1 is associated to the network interface of VM1. NSG-Subnet1 is associated to Subnet1.

You need to be able to establish Remote Desktop connections from the internet to VM1.

Solution: You modify the custom rule for NSG-VM1 to use the internet as a source and TCP as a protocol. Does this meet the goal?

- A. Yes
- B. No

Answer: A

Explanation:

The default port for RDP is TCP port 3389. A rule to permit RDP traffic must be created automatically when you create your VM.

Note on NSG-Subnet1: Azure routes network traffic between all subnets in a virtual network, by default. References:

<https://docs.microsoft.com/en-us/azure/virtual-machines/troubleshooting/troubleshoot-rdp-connection>

NEW QUESTION 31

- (Exam Topic 4)

You have an Azure subscription named Subscription1 that contains a resource group named RG1. In RG1, you create an internal load balancer named LB1 and a public load balancer named LB2.

You need to ensure that an administrator named Admin 1 can manage LB1 and LB2. The solution must follow the principle of least privilege.

Which role should you assign to Admin1 for each task? To answer, select the appropriate options in the answer area.

NOTE: Each correct selection is worth one point.

Answer Area

To add a backend pool to LB1:

Contributor on LB1	These are the selections for To add a backend pool to LB1.
Network Contributor on LB1	
Network Contributor on RG1	
Owner on LB1	

To add a health probe to LB2:

Contributor on LB2	These are the selections for To add a health probe to LB2.
Network Contributor on LB2	
Network Contributor on RG1	
Owner on LB2	

- A. Mastered
- B. Not Mastered

Answer: A

Explanation:

Answer Area

To add a backend pool to LB1:

Contributor on LB1	These are the selections for To add a backend pool to LB1.
Network Contributor on LB1	
Network Contributor on RG1	
Owner on LB1	

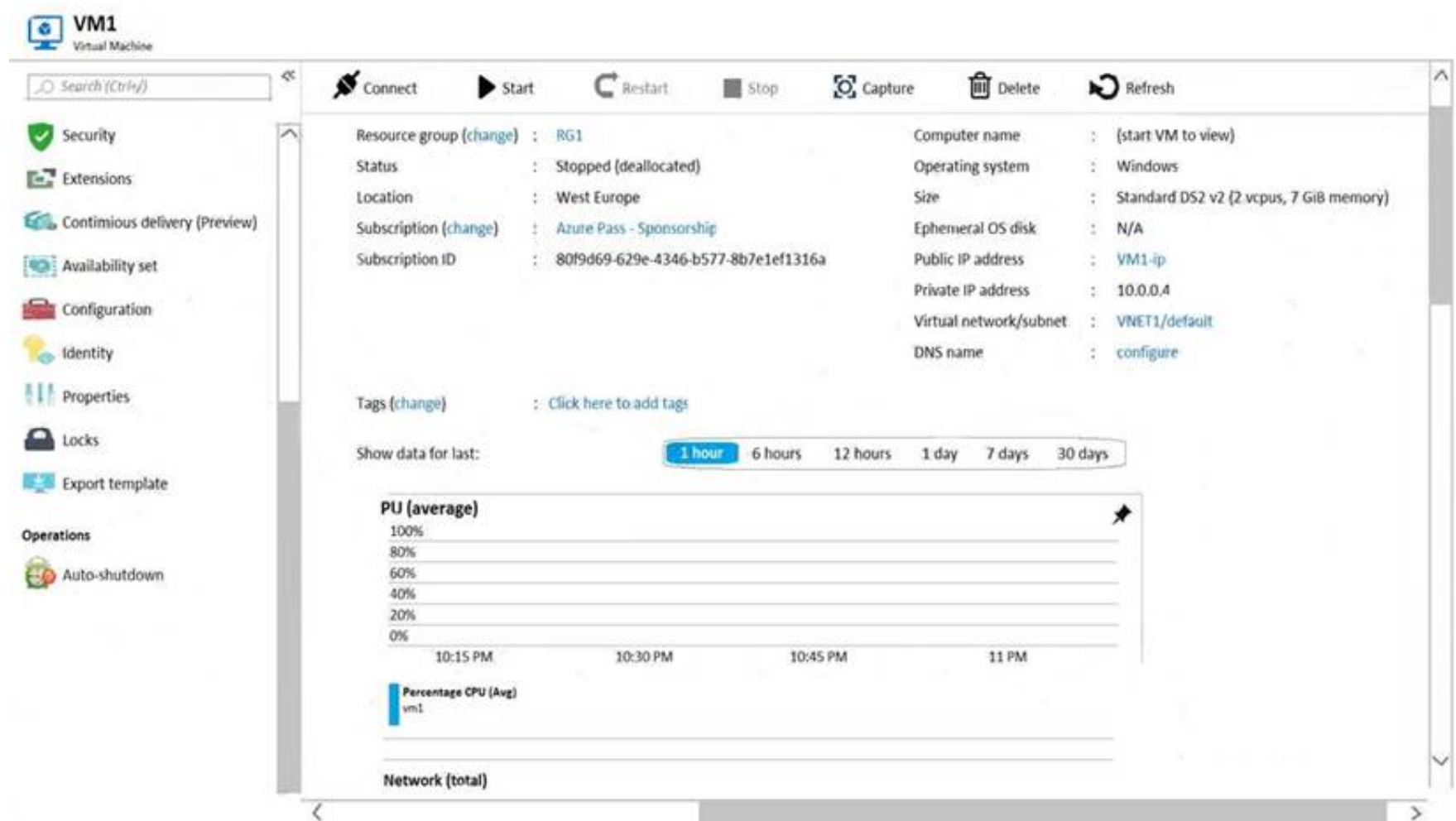
To add a health probe to LB2:

Contributor on LB2	These are the selections for To add a health probe to LB2.
Network Contributor on LB2	
Network Contributor on RG1	
Owner on LB2	

NEW QUESTION 36

- (Exam Topic 4)

You create an Azure VM named VM1 that runs Windows Server 2019. VM1 is configured as shown in the exhibit. (Click the Exhibit button.)



You need to enable Desired State Configuration for VM1. What should you do first?

- A. Configure a DNS name for VM1.
- B. Start VM1.
- C. Connect to VM1.
- D. Capture a snapshot of VM1.

Answer: B

Explanation:

Status is Stopped (Deallocated).

The DSC extension for Windows requires that the target virtual machine is able to communicate with Azure. The VM needs to be started.

References:

<https://docs.microsoft.com/en-us/azure/virtual-machines/extensions/dsc-windows>

NEW QUESTION 39

- (Exam Topic 4)

Note: This question is part of a series of questions that present the same scenario. Each question in the series contains a unique solution that might meet the stated goals. Some question sets might have more than one correct solution, while others might not have a correct solution.

After you answer a question in this section, you will NOT be able to return to it. As a result, these questions will not appear in the review screen.

You have an Azure virtual machine named VM1 that runs Windows Server 2016.

You need to create an alert in Azure when more than two error events are logged to the System log on VM1 within an hour.

Solution: You create an event subscription on VM1. You create an alert in Azure Monitor and specify VM1 as the source.

Does this meet the goal?

- A. Yes
- B. No

Answer: B

Explanation:

Instead: You create an Azure Log Analytics workspace and configure the data settings. You install the Microsoft Monitoring Agent on VM1. You create an alert in Azure Monitor and specify the Log Analytics workspace as the source.

References:

<https://docs.microsoft.com/en-us/azure/azure-monitor/platform/agents-overview>

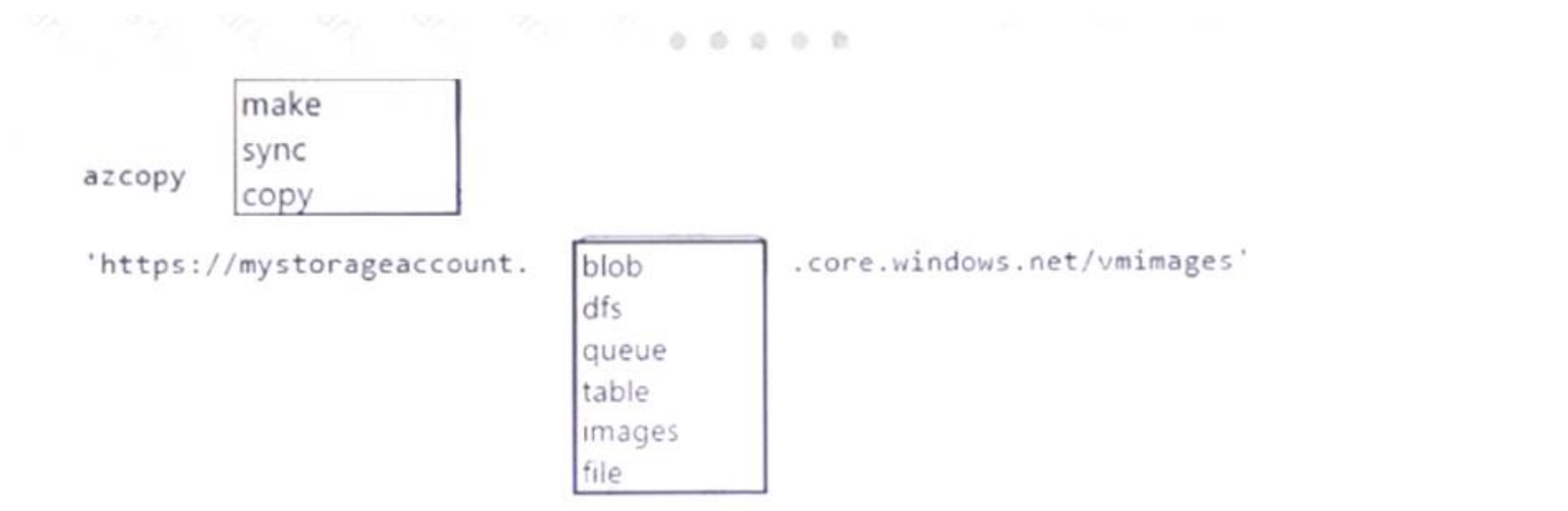
NEW QUESTION 42

- (Exam Topic 4)

You have an Azure subscription that contains an Azure Storage account.

You plan to copy an on-premises virtual machine image to a container named vmimages. You need to create the container for the planned image.

Which command should you run? To answer, select the appropriate options in the answer area. NOTE: Each correct selection is worth one point.



- A. Mastered
- B. Not Mastered

Answer: A

Explanation:

azcopy make 'https://<storage-account-name>.file.core.windows.net/<file-share-name><SAS-token>'

NEW QUESTION 45

.....

Thank You for Trying Our Product

* 100% Pass or Money Back

All our products come with a 90-day Money Back Guarantee.

* One year free update

You can enjoy free update one year. 24x7 online support.

* Trusted by Millions

We currently serve more than 30,000,000 customers.

* Shop Securely

All transactions are protected by VeriSign!

100% Pass Your AZ-104 Exam with Our Prep Materials Via below:

<https://www.certleader.com/AZ-104-dumps.html>