

Exam Questions SC-400

Microsoft Information Protection Administrator

<https://www.2passeasy.com/dumps/SC-400/>



NEW QUESTION 1

- (Topic 1)

You have a Microsoft 365 subscription.

You create and run a content search from the Microsoft Purview compliance portal. You need to download the results of the content search.

What should you obtain first?

- A. a certificate
- B. a password
- C. a pin
- D. an export key

Answer: D

NEW QUESTION 2

- (Topic 1)

You have a Microsoft 365 E5 subscription. You create a role group named Role1.

You need to add a role to Role1 that will enable group members to view the metadata of records that were tagged for deletion automatically at the end of the records' retention period. The solution must use the principle of least privilege.

Which role should you add?

- A. Review
- B. View-Only Retention Management
- C. Retention Management
- D. Disposition Management
- E. Record Management

Answer: B

NEW QUESTION 3

HOTSPOT - (Topic 1)

You plan to create a custom sensitive information type that will use Exact Data Match (EDM).

You need to identify what to upload to Microsoft 365, and which tool to use for the upload. What should you identify? To answer, select the appropriate options in the answer area. NOTE: Each correct selection is worth one point.

Answer Area

Upload:	<input type="checkbox"/> Data hashes <input checked="" type="checkbox"/> Data in the XML format <input checked="" type="checkbox"/> Digitally signed data
Use:	<input checked="" type="checkbox"/> Azure Storage Explorer <input checked="" type="checkbox"/> EDM upload agent <input type="checkbox"/> The Microsoft 365 compliance center <input type="checkbox"/> The Set-DlpKeywordDictionary cmdlet

- A. Mastered
- B. Not Mastered

Answer: A

Explanation:

Answer Area

Upload:	<input type="checkbox"/> Data hashes <input checked="" type="checkbox"/> Data in the XML format <input checked="" type="checkbox"/> Digitally signed data
Use:	<input checked="" type="checkbox"/> Azure Storage Explorer <input checked="" type="checkbox"/> EDM upload agent <input type="checkbox"/> The Microsoft 365 compliance center <input type="checkbox"/> The Set-DlpKeywordDictionary cmdlet

NEW QUESTION 4

- (Topic 1)

You need to protect documents that contain credit card numbers from being opened by users outside your company. The solution must ensure that users at your company can open the documents.

What should you use?

- A. a sensitivity label policy
- B. a sensitivity label
- C. a retention policy
- D. a data loss prevention (DLP) policy

Answer: D

Explanation:

Reference:

<https://docs.microsoft.com/en-us/microsoft-365/compliance/dlp-learn-about-dlp?view=o365-worldwide>

NEW QUESTION 5

- (Topic 1)

You need to protect documents that contain credit card numbers from being opened by users outside your company. The solution must ensure that users at your company can open the documents.
 What should you use?

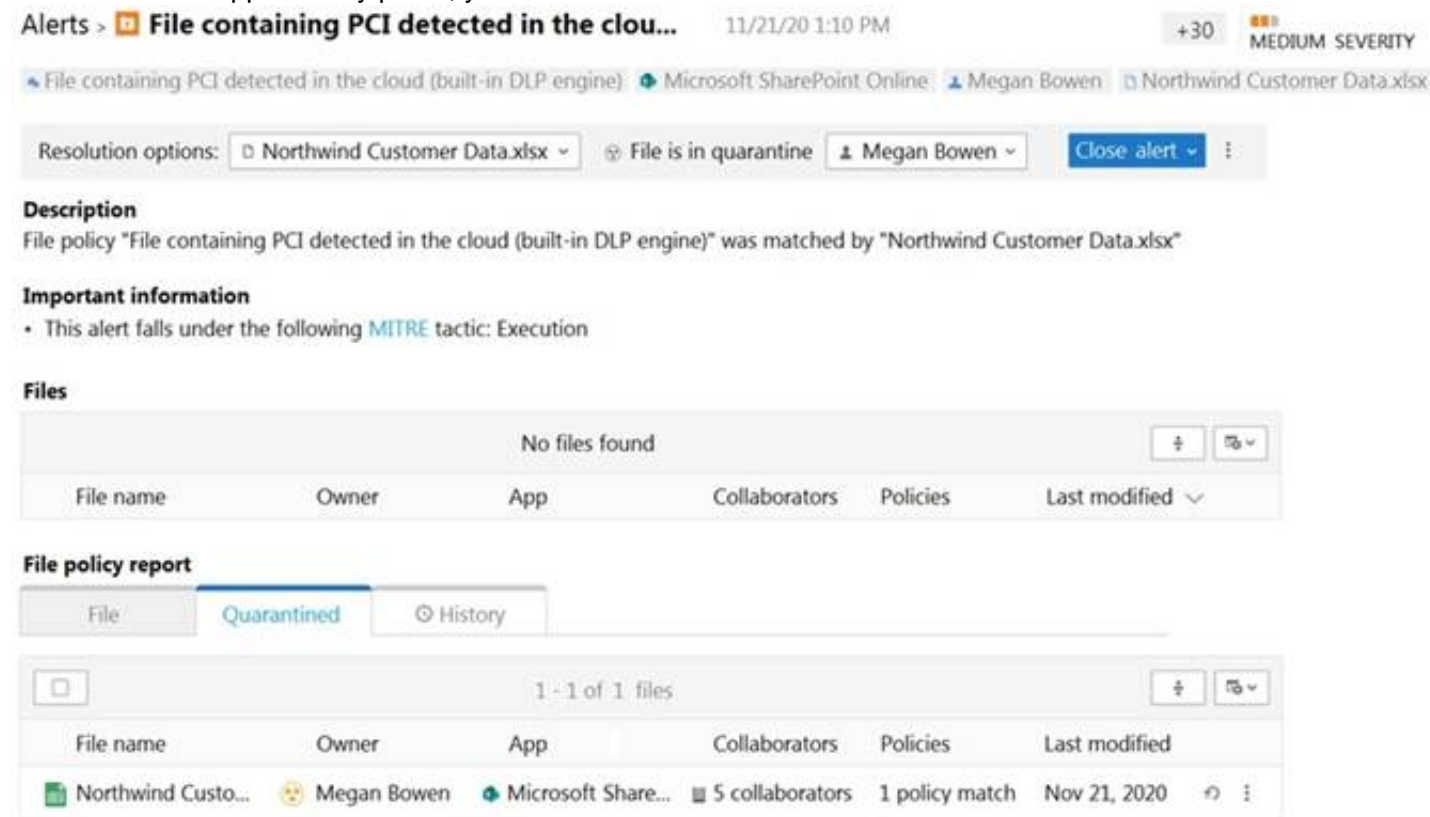
- A. a retention policy
- B. a sensitivity label policy
- C. a sensitivity label
- D. a data loss prevention (DLP) policy

Answer: D

NEW QUESTION 6

- (Topic 1)

A user reports that she can no longer access a Microsoft Excel file named Northwind Customer Data.xlsx.
 From the Cloud App Security portal, you discover the alert shown in the exhibit.



The screenshot shows an alert in the Microsoft Cloud App Security portal. The alert title is "File containing PCI detected in the cloud (built-in DLP engine)". It was triggered on 11/21/20 at 1:10 PM. The severity is "MEDIUM". The alert details show that the file "Northwind Customer Data.xlsx" was matched by the policy "File containing PCI detected in the cloud (built-in DLP engine)". The file is currently in quarantine. The resolution options include "Close alert". The description states: "File policy 'File containing PCI detected in the cloud (built-in DLP engine)' was matched by 'Northwind Customer Data.xlsx'". The important information section notes that this alert falls under the MITRE tactic: Execution. The files section shows no files found. The file policy report section shows one file, "Northwind Customer Data.xlsx", which is quarantined and has one policy match.

You restore the file from quarantine.

You need to prevent files that match the policy from being quarantined. Files that match the policy must generate an alert.
 What should you do?

- A. Modify the policy template.
- B. Assign the Global reader role to the file owners.
- C. Exclude file matching by using a regular expression.
- D. Update the governance action.

Answer: D

Explanation:

Reference:

<https://docs.microsoft.com/en-us/cloud-app-security/data-protection-policies#create-a-new-file-policy>

NEW QUESTION 7

- (Topic 1)

You have a Microsoft 365 tenant.

You have a Microsoft SharePoint Online site that contains employment contracts in a folder named EmploymentContracts. All the files in EmploymentContracts are marked as records.

You need to recommend a process to ensure that when a record is updated, the previous version of the record is kept as a version of the updated record. What should you recommend?

- A. Upload an updated file plan that contains the record definition.
- B. Unlock the record, modify the record, and then lock the record.
- C. Create a copy of the record and enter a version in the file metadata.
- D. Create a new label policy associated to an event that will apply to the record.

Answer: B

Explanation:

Reference:

<https://docs.microsoft.com/en-us/microsoft-365/compliance/record-versioning?view=o365-worldwide>

NEW QUESTION 8

- (Topic 1)

You have a Microsoft 365 E5 subscription.

You need to export the details of a retention label. The export must include the following information;

- Is record
- Is regulatory

• Disposition type What should you do?

- A. From the Microsoft Purview compliance portal, export Compliance Manager assessment actions.
- B. From the Microsoft Purview compliance portal export a file plan.
- C. From the Microsoft Purview compliance portal export a disposition review.
- D. From PowerShell, run the Export-ActivityExplorerData cmdlet.
- E. From PowerShell, run the Get-RetentionEvent cmdlet.

Answer: B

NEW QUESTION 9

- (Topic 1)

You create a label that encrypts email data.

Users report that they cannot use the label in Outlook on the web to protect the email messages they send.

You need to ensure that the users can use the new label to protect their email. What should you do?

- A. Wait six hours and ask the users to try again.
- B. Create a label policy.
- C. Create a new sensitive information type.
- D. Modify the priority order of label policies

Answer: D

NEW QUESTION 10

- (Topic 1)

You have a Microsoft 365 E5 subscription that contains a user named User1.

You need to ensure that all email messages that contain attachments are encrypted automatically by using Microsoft Purview Message Encryption.

What should you create?

- A. a sensitivity label
- B. an information barrier segment
- C. a data loss prevention (DLP) policy
- D. a mail flow rule

Answer: D

NEW QUESTION 10

HOTSPOT - (Topic 1)

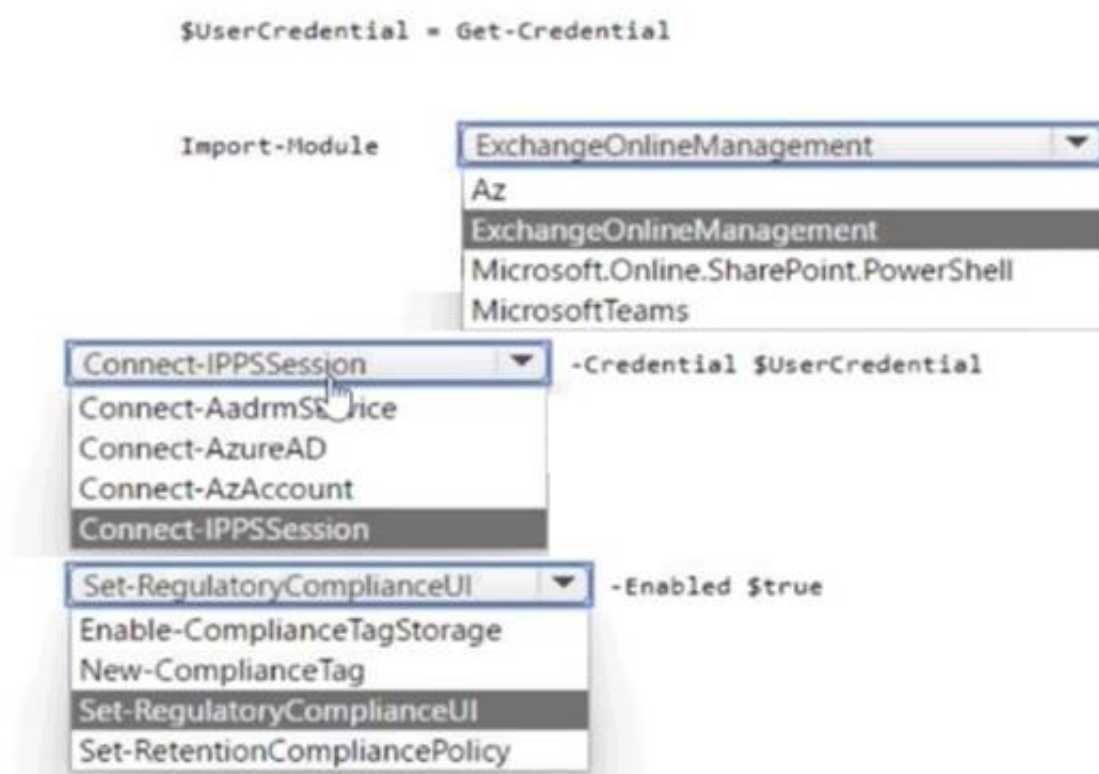
While creating a retention label, you discover that the Mark items as a regulatory record option is unavailable.

You need to ensure that the option is available when you create retention labels in the Microsoft Purview compliance portal.

How should you complete the PowerShell script? To answer, select the appropriate options in the answer area.

NOTE: Each correct selection is worth one point.

Answer Area

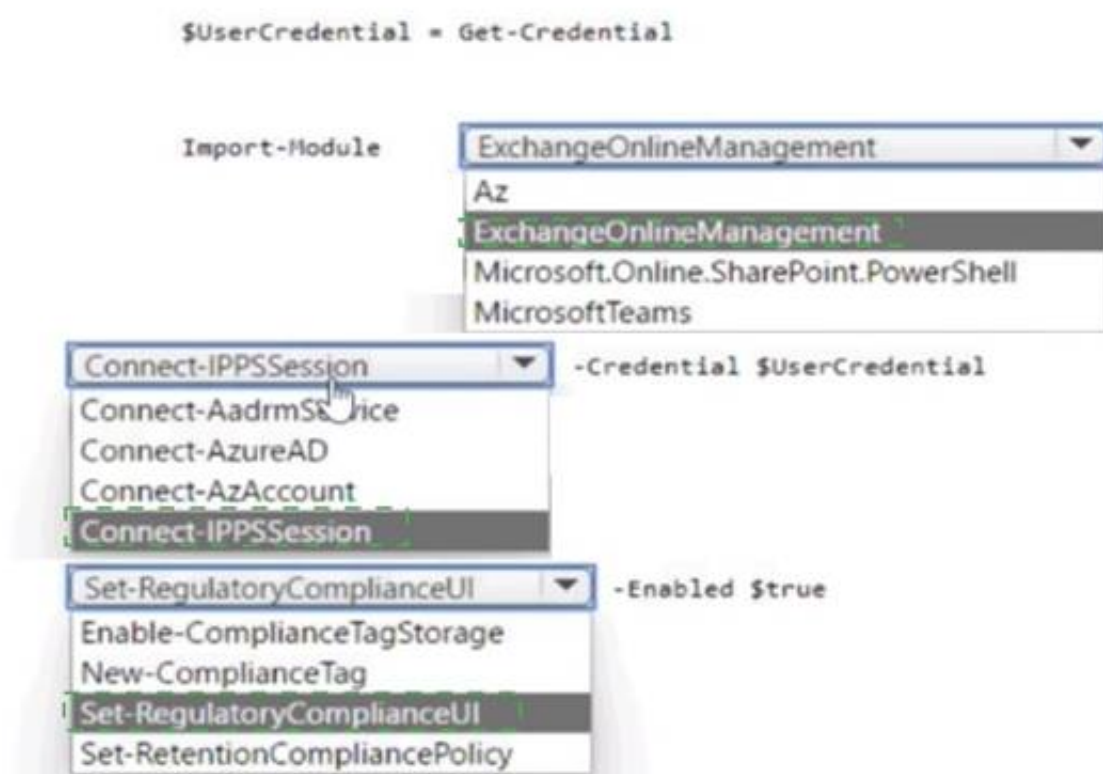


- A. Mastered
- B. Not Mastered

Answer: A

Explanation:

Answer Area



NEW QUESTION 15

HOTSPOT - (Topic 1)

You have a Microsoft SharePoint Online site named Site1 and a sensitivity label named Sensitivity1. Sensitivity1 adds a watermark and a header to content. You create a policy to automatically apply Sensitivity1 to emails in Microsoft Exchange Online and Site1.

How will Sensitivity1 mark matching emails and Site1 documents? To answer, select the appropriate options in the answer area.

NOTE: Each correct selection is worth one point.

Exchange Online emails:

	▼
A header only	
A watermark only	
A watermark and a header	

Site1 documents:

	▼
A header only	
A watermark only	
A watermark and a header	

- A. Mastered
- B. Not Mastered

Answer: A

Explanation:

Exchange Online emails:

	▼
A header only	
A watermark only	
A watermark and a header	

Site1 documents:

	▼
A header only	
A watermark only	
A watermark and a header	

NEW QUESTION 20

- (Topic 1)

You need to recommend a solution that meets the compliance requirements for protecting the documents in the Data shared folder. What should you recommend?

- A. From the Microsoft 365 compliance center, configure a DLP policy.
- B. From the Microsoft 365 compliance center, configure a Content Search query.

- C. From the Microsoft 365 compliance center, configure an auto-labeling policy.
- D. From Azure Information Protection, configure a content scan job.

Answer: D

Explanation:

Reference:
<https://docs.microsoft.com/en-us/azure/information-protection/deploy-aip-scanner>

NEW QUESTION 23

HOTSPOT - (Topic 1)

You have a Microsoft 365 E5 subscription.
You receive the data loss prevention (DIP) alert shown in the following exhibit.

Contoso Electronics

Microsoft Purview

Sensitive info in email with subject 'Message1'

Details

Sensitive info types

Metadata

Event details

ID

173fe9ac-3a65-41b0-9914-1db451bba639

Location

Exchange

Time of activity

Jun 6, 2022 8:22 PM

Impacted entities

User

Megan Bowen

Email recipients

victoria@fabrikam.com

Email subject

Message1

Policy details

DLP policy matched

Policy1

Rule matched

Rule1

Sensitive info types detected

Credit Card Number (19, 85%)

Actions taken

GenerateAlert

User override policy

Yes

Override justification text

Manager approved

Sensitive info detected in

Document1.docx

Use the drop-down menus to select the answer choice that completes each statement based on the information presented in the graph.
NOTE: Each correct selection is worth one point.

Answer Area

The email was [answer choice].

sent to a manager for approval

delivered immediately

quarantined and undelivered

sent to a manager for approval

The sender's manager [answer choice].

overrode Rule1

approved the email by using a workflow

overrode Rule1

was uninvolved in the override process

- A. Mastered
- B. Not Mastered

Answer: A

Explanation:

Passing Certification Exams Made Easy

visit - <https://www.2PassEasy.com>

Answer Area

The email was [answer choice].

The sender's manager [answer choice].

NEW QUESTION 25

- (Topic 1)

You need to meet the retention requirement for the users' Microsoft 365 data. What is the minimum number of retention policies that you should use?

- A. 1
- B. 2
- C. 3
- D. 4
- E. 6

Answer: A

Explanation:

Reference:

<https://docs.microsoft.com/en-us/microsoft-365/compliance/retention?view=o365-worldwide>

NEW QUESTION 30

- (Topic 1)

You have a Microsoft 365 tenant that uses Microsoft Teams.

You need to ensure that all internal communication is stored for a minimum of seven years. What should you create first?

- A. a retention label
- B. a Microsoft SharePoint Online site
- C. a Microsoft Exchange Online shared mailbox
- D. a retention label policy

Answer: A

Explanation:

Reference:

<https://docs.microsoft.com/en-us/microsoft-365/compliance/retention?view=o365-worldwide>

NEW QUESTION 32

- (Topic 1)

You have a Microsoft 365 tenant that uses the following sensitivity labels:

- Confidential:
- Internal
- External

The labels are published by using a label policy named Policy1.

Users report that Microsoft Office for the web apps do not display the Sensitivity button. The Sensitivity button appears in Microsoft 365 Apps that are installed locally.

You need to ensure that the users can apply sensitivity labels to content when they use Office for the web apps.

What should you do?

- A. Modify the scope of the confidential label.
- B. Modify the publishing settings of Policy1.
- C. Enable sensitivity label support for Office files in Microsoft SharePoint Online and OneDrive.
- D. Run the Execute-AzureAdiabelSync cmdlet.

Answer: A

NEW QUESTION 37

HOTSPOT - (Topic 1)

You have a Microsoft 365 subscription that contains a Microsoft SharePoint site named Site1. For Site1, users are assigned the roles shown in the following table.

Name	Role
User1	Owner
User2	Member

You publish retention labels to Site1 as shown in the following table.

Name	Retention period	During the retention period
Retention1	5 years	Mark items as a record
Retention2	5 years	Mark items as a regulatory record

You publish retention labels to Site1 as shown in the following table. You have the files shown in the following table.

Name	Applied retention label
File1	Retention1
File2	Retention2

For each of the following statement, select Yes if the statement is true. Otherwise, select No.
NOTE: Each correct selection is worth one point.

Answer Area

Statements	Yes	No
User1 can delete File2.	<input type="radio"/>	<input type="radio"/>
User2 can rename File1.	<input type="radio"/>	<input type="radio"/>
User1 can apply Retention2 to File1.	<input type="radio"/>	<input type="radio"/>

- A. Mastered
B. Not Mastered

Answer: A

Explanation:
No, Yes, Yes

NEW QUESTION 41

HOTSPOT - (Topic 1)

You have a Microsoft SharePoint Online site named Site1 that contains the files shown in the following table.

Name	Number of IP addresses in the file
File1.txt	2
File2.docx	6
File3.dat	4

You have a data loss prevention (DLP) policy named DLP1 that has the advanced DIP rules shown in the following table.

Name	Content contains	Policy tip	Priority
Rule1	1 or more IP addresses	Tip1	0
Rule2	2 or more IP addresses	Tip2	1
Rule3	6 or more IP addresses	Tip3	2

You apply DLP1 to Site1.

For each of the following statements, select Yes if the statement is true. Otherwise, select No,
NOTE: Each correct selection is worth one point.

Answer Area

Statements	Yes	No
File1.txt has the Tip1 policy tip.	<input type="radio"/>	<input type="radio"/>
File2.docx has the Tip3 policy tip.	<input type="radio"/>	<input type="radio"/>
File3.dat has the Tip2 policy tip.	<input type="radio"/>	<input type="radio"/>

- A. Mastered
B. Not Mastered

Answer: A

Explanation:

Answer Area

Statements	Yes	No
File1.txt has the Tip1 policy tip.	<input checked="" type="radio"/>	<input type="radio"/>
File2.docx has the Tip3 policy tip.	<input type="radio"/>	<input checked="" type="radio"/>
File3.dat has the Tip2 policy tip.	<input checked="" type="radio"/>	<input type="radio"/>

NEW QUESTION 43

- (Topic 1)

Note: This question is part of a series of questions that present the same scenario. Each question in the series contains a unique solution that might meet the stated goals. Some question sets might have more than one correct solution, while others might not have a correct solution.

After you answer a question in this section, you will NOT be able to return to it. As a result, these questions will not appear in the review screen.

You are configuring a file policy in Microsoft Cloud App Security.

You need to configure the policy to apply to all files. Alerts must be sent to every file owner who is affected by the policy. The policy must scan for credit card numbers, and alerts must be sent to the Microsoft Teams site of the affected department.

Solution: You use the Data Classification service inspection method and send alerts as email.

Does this meet the goal?

- A. Yes
- B. No

Answer: B

Explanation:

Reference:

<https://docs.microsoft.com/en-us/cloud-app-security/dcs-inspection> <https://docs.microsoft.com/en-us/cloud-app-security/data-protection-policies>

NEW QUESTION 48

- (Topic 1)

You have a Microsoft 365 tenant that uses 100 data loss prevention (DLP) policies.

A Microsoft Exchange administrator frequently investigates emails that were blocked due to DLP policy violations.

You need to recommend which DLP report the Exchange administrator can use to identify how many messages were blocked based on each DLP policy.

Which report should you recommend?

- A. False positive and override
- B. Third-party DLP policy matches
- C. DLP policy matches
- D. DLP incidents

Answer: C

NEW QUESTION 49

HOTSPOT - (Topic 1)

You have a Microsoft 365 E5 tenant that contains the users shown in the following table.

Name	Role
User1	Global Administrator
User2	Compliance admin

You have a retention policy that has the following configurations:

? Name: Policy1

? Retain items for a specific period: 5 years

? Locations to apply the policy: Exchange email, SharePoint sites

You place a Preservation Lock on Policy1.

For each of the following statements, select Yes if the statement is true. Otherwise, select No.

NOTE: Each correct selection is worth one point.

Statements	Yes	No
User1 can remove Exchange email from the locations	<input type="radio"/>	<input type="radio"/>
User2 can increase the retention period to seven years	<input type="radio"/>	<input type="radio"/>
User1 can decrease the retention period to three years	<input type="radio"/>	<input type="radio"/>

- A. Mastered
- B. Not Mastered

Answer: A

Explanation:

When a retention policy is locked:

- ? No one, including the global admin, can disable the policy or delete it
- ? Locations can be added but not removed
- ? You can extend the retention period but not decrease it

NEW QUESTION 51

- (Topic 1)

You have a Microsoft 365 E5 subscription.

You plan to use insider risk management to collect and investigate forensic evidence. You need to enable forensic evidence capturing.

What should you do first?

- A. Enable Adaptive Protection.
- B. Configure the information protection scanner.
- C. Create priority user groups.
- D. Claim capacity.

Answer: D

NEW QUESTION 54

- (Topic 1)

You have a Microsoft 365 E5 subscription.

You need to prevent users from uploading data loss prevention (DLP)-protected documents to the following third-party websites;

- web1.contoso.com
- web2.contoso.com

The solution must minimize administrative effort.

To what should you set the Service domains setting for Endpoint DLP?

- A. contoso.com
- B. web'.contoso.com
- C. *.contoso.com
- D. web1xontoso.com and web2.contoso.com

Answer: D

NEW QUESTION 59

- (Topic 1)

You need to recommend a solution that meets the compliance requirements for Dropbox. What should you recommend?

- A. Create a DLP policy that applies to Cloud App Security.
- B. Edit an existing retention label that enforces the item deletion settings.
- C. Create a retention label that enforces the item deletion settings.
- D. Create a DLP policy that applies to devices.

Answer: A

Explanation:

Reference:

<https://docs.microsoft.com/en-us/microsoft-365/compliance/dlp-use-policies-non-microsoft-cloud-apps?view=o365-worldwide>

NEW QUESTION 64

- (Topic 1)

You create a custom sensitive info type that uses Exact Data Match (EDM). You plan to periodically update and upload the data used for EDM.

What is the maximum frequency with which the data can be uploaded?

- A. twice per hour
- B. once every 48 hours
- C. twice per day
- D. twice per week
- E. once every six hours

Answer: D

NEW QUESTION 68

- (Topic 1)

You have a Microsoft 365 E5 subscription that contains a trainable classifier named Trainable1. You plan to create the items shown in the following table.

Name	Type
Label1	Sensitivity label
Label2	Retention label
Policy1	Retention label policy
DLP1	Data loss prevention (DLP) policy

Which items can use Trainable1?

- A. Label2 only
- B. Label1 and Label2 only
- C. Label1 and Policy1 only
- D. Label2 Policy1, and DLP1 only
- E. Label1, Label2, Policy1, and DLP1

Answer: A

NEW QUESTION 70

- (Topic 1)

You need to be alerted when users share sensitive documents from Microsoft OneDrive to any users outside your company. What should you do?

- A. From the Microsoft 365 compliance center, create a data loss prevention (DLP) policy.
- B. From the Azure portal, create an Azure Active Directory (Azure AD) Identity Protection policy.
- C. From the Microsoft 365 compliance center, create an insider risk policy.
- D. From the Microsoft 365 compliance center, start a data investigation.

Answer: A

Explanation:

Reference:

<https://docs.microsoft.com/en-us/microsoft-365/compliance/dlp-learn-about-dlp?view=o365-worldwide>

NEW QUESTION 73

- (Topic 1)

Note: This question is part of a series of questions that present the same scenario. Each question in the series contains a unique solution that might meet the stated goals. Some question sets might have more than one correct solution, while others might not have a correct solution.

After you answer a question in this section, you will NOT be able to return to it. As a result, these questions will not appear in the review screen.

You have a Microsoft 365 tenant and 500 computers that run Windows 10. The computers are onboarded to the Microsoft 365 compliance center.

You discover that a third-party application named Tailspin_scanner.exe accessed protected sensitive information on multiple computers. Tailspin_scanner.exe is installed locally on the computers.

You need to block Tailspin_scanner.exe from accessing sensitive documents without preventing the application from accessing other documents.

Solution: From the Cloud App Security portal, you create an app discovery policy. Does this meet the goal?

- A. Yes
- B. No

Answer: B

Explanation:

You can create app discovery policies to alert you when new apps are detected within your organization.

Use the unallowed apps list instead.

Reference:

<https://docs.microsoft.com/en-us/cloud-app-security/cloud-discovery-policies>

<https://docs.microsoft.com/en-us/microsoft-365/compliance/endpoint-dlp-using?view=o365-worldwide>

NEW QUESTION 78

- (Topic 1)

You have a Microsoft 365 tenant that uses trainable classifiers. You are creating a custom trainable classifier.

You collect 300 sample file types from various geographical locations to use as seed content. Some of the file samples are encrypted.

You organize the files into categories as shown in the following table.

Category	Type	Language	Encryption status
Category1	.docx	French	Not encrypted
Category2	.xlsx	English	Encrypted
Category3	.pptx	German	Encrypted
Category4	.docx	English	Not encrypted
Category5	.mht	English	Not encrypted
Category6	.htm	English	Not encrypted

Which file categories can be used as seed content?

- A. Category4 and Category5 only
- B. Category4 and Category6 only
- C. Category3. and Category5 only

D. Category1 and Category3 only

Answer: C

Explanation:

Reference:

<https://docs.microsoft.com/en-us/microsoft-365/compliance/classifier-get-started-with?view=o365-worldwide>

<https://docs.microsoft.com/en-us/sharepoint/technical-reference/default-crawled-file-name-extensions-andparsed-file-types>

NEW QUESTION 79

- (Topic 1)

You have a new Microsoft 365 tenant.

You need to ensure that custom trainable classifiers can be created in the tenant. To which role should you be assigned to perform the configuration?

- A. Security administrator
- B. Security operator
- C. Global administrator
- D. Compliance administrator

Answer: D

Explanation:

Reference:

<https://docs.microsoft.com/en-us/microsoft-365/compliance/classifier-get-started-with?view=o365-worldwide>

NEW QUESTION 81

- (Topic 1)

Note: This question is part of a series of questions that present the same scenario. Each question in the series contains a unique solution that might meet the stated goals. Some question sets might have more than one correct solution, while others might not have a correct solution.

After you answer a question in this section, you will NOT be able to return to it. As a result, these questions will not appear in the review screen.

You have a Microsoft 365 E5 subscription.

You need to identify resumes that are stored in the subscription by using a built-in trainable classifier.

Solution: You create a data loss prevention (DLP) policy. Does this meet the goal?

- A. Yes
- B. No

Answer: B

NEW QUESTION 84

- (Topic 1)

You are configuring a retention label named Label1 as shown in the following exhibit.

Define retention settings

When this label is applied to items, the content is retained and/or deleted based on the settings you choose here.

☒ **Retain items for a specific period**
Labeled items will be retained for the period you choose. During the retention period, Users will be able to edit items and change or remove the label. If they delete items, we'll keep copies in a secure location. [Learn more](#)

Retention period of years months days

Start the retention period based on

+ Create new event type

At the end of the retention period

☒ **Delete items automatically**
We'll delete items from where they're currently stored.

☐ Trigger a disposition review

☐ Do nothing
Items will be left in place. You'll have to manually delete them if you want them gone.

☐ Retain items forever
Labeled items will be retained forever, even if users delete them. Users will be able to edit items and change or remove the label. If they delete items, we'll keep copies in a secure location. [Learn more](#)

☐ Only delete items when they reach a certain age
Labeled items won't be retained, but when they reach the age you choose, we'll delete them from where they're stored.

You need to ensure that documents that have Label1 applied are deleted three years after the end of your company's fiscal year.

What should you do?

- A. Create a new event type.
- B. Select Only delete items when they reach a certain age.
- C. Modify the Retention period setting.
- D. Set At the ends of the retention period to Trigger a disposition review.

Answer: A

Explanation:

https://docs.microsoft.com/en-us/microsoft-365/compliance/event-driven- retention?view=o365-worldwide

NEW QUESTION 88

HOTSPOT - (Topic 1)

You have a Microsoft 365 subscription that contains the users shown in the following table.

Name	Email address	Distribution group
User1	user1@contoso.com	Finance
User2	user2@contoso.com	Sales

You create the data loss prevention (DLP) policies shown in the following table.

Name	Order	Apply policy to	Conditions	Actions	Exceptions	User notifications	Additional options
Policy1	0	Exchange email for the Finance distribution group	Content shared with people outside my organization. Content contains five or more credit card numbers.	Encrypt the message by using the Encrypt email messages option.	user4@fabrikam.com	Send an incident report to the administrator.	If there's a match for this rule, stop processing additional DLP policies and rules.
Policy2	1	All locations of Exchange email	Content shared with people outside my organization. Content contains five or more credit card numbers.	Restrict access or encrypt the content in Microsoft 365 locations. Block only people outside your organization.	None	Send an incident report to the administrator.	None

For each of the following statements, select Yes if the statement is true. Otherwise, select. No.

NOTE: Each correct selection is worth one point.

Answer Area

Statements

If User1 sends an email message that contains five credit card numbers to user4@fabrikam.com, the message will be encrypted.

Yes

☐

No

☐

If User1 sends an email message that contains five credit card numbers to orders@adatum.com, the message will be encrypted and delivered.

☐
☐

If User2 sends an email message that contains five credit card numbers to orders@adatum.com, the message will be encrypted and delivered.

☐
☐

- A. Mastered
- B. Not Mastered

Answer: A

Explanation:

Answer Area

Statements

If User1 sends an email message that contains five credit card numbers to user4@fabrikam.com, the message will be encrypted.

Yes

☐

No

☒

If User1 sends an email message that contains five credit card numbers to orders@adatum.com, the message will be encrypted and delivered.

☒
☐

If User2 sends an email message that contains five credit card numbers to orders@adatum.com, the message will be encrypted and delivered.

☐
☒

NEW QUESTION 91

HOTSPOT - (Topic 1)

You have the retention label policy shown in the Policy exhibit. (Click the Policy tab.)

Define retention settings

When this label is applied to items, the content is retained and/or deleted based on the settings you choose here.

☒ **Retain items for a specific period**

Labeled items will be retained for the period you choose. During the retention period, Users will be able to edit items and change or remove the label. If they delete items, we'll keep copies in a secure location. [Learn more](#)

Retention period

7 years

Start the retention period based on

Fiscal Year End

+ Create new event type

At the end of the retention period

☒ **Delete items automatically**

We'll delete items from where they're currently stored.

☐ **Trigger a disposition review**
☐ **Do nothing**

This option isn't available for event-based labels

☐ **Retain items forever**

Labeled items will be retained forever, even if users delete them. Users will be able to edit items and change or remove the label, if they delete items, we'll keep copies in a secure location. [Learn more](#)

☐ **Only delete items when they reach a certain age**

Labeled items won't be retained, but when they reach that age you choose, we'll delete them from where they're stored.

Back

Next

Cancel

Need help?

Give feedback

Users apply the retention label policy to files and set the asset ID as shown in the following table.

File name	Creation date	Asset ID
Doc1.docx	September 1, 2020	FY20
Doc2.docx	September 20, 2020	FY20
Doc3.docx	October 15, 2020	FY21

On December 1, 2020, you create the event shown in the Event exhibit. (Click the Event tab.)

Events > New Event

✓ Name the Event

✓ Event Settings

● Review your Settings

Review your Settings

Event Name
Name FY 2020
Description
[Edit](#)

Event Settings
Event type Fiscal Year End
Event Labels
[Edit](#)

More Event Settings
Applies to Exchange items with these keywords

Applies to SharePoint/OneDrive items with these asset IDs
Event date Wed Sep 30 2020 00:00:00 GMT-0400 (Eastern-Daylight Time)
[Edit](#)

Back

Submit

Cancel

Need help? Give feedback

For each of the following statements, select Yes if the statement is true. Otherwise, select No.
NOTE: Each correct selection is worth one point.

Statements	Yes	No
Doc1.docx will be retained until December 30, 2027.	<input type="radio"/>	<input type="radio"/>
Doc2.docx will be retained until September 30, 2027.	<input type="radio"/>	<input type="radio"/>
Doc3.docx will be retained until September 30, 2027.	<input type="radio"/>	<input type="radio"/>

- A. Mastered
- B. Not Mastered

Answer: A

Explanation:

Statements	Yes	No
Doc1.docx will be retained until December 30, 2027.	<input type="radio"/>	<input checked="" type="radio"/>
Doc2.docx will be retained until September 30, 2027.	<input checked="" type="radio"/>	<input type="radio"/>
Doc3.docx will be retained until September 30, 2027.	<input type="radio"/>	<input checked="" type="radio"/>

NEW QUESTION 93

- (Topic 1)

You have a Microsoft 365 E5 subscription that uses Microsoft Teams and contains a user named User1. You configure Microsoft Purview Information Barriers. You need to identify which information barrier policies apply to User1. Which cmdlet should you use?

- A. Get-OrganizationSgaent
- B. Get-InformationBarrierPoliciesApplicationStatus
- C. Get-InformationBarrierPolicy
- D. Get-InformationBarrierRecipientStatus

Answer: D

NEW QUESTION 98

- (Topic 1)
You have a Microsoft 365 E5 subscription that uses Microsoft Purview. The subscription contains two groups named Group1 and Group2. You need to implement a policy to detect messages that present a conflict of interest between the users in Group1 and the users in Group2. What should you use in the Microsoft Purview compliance portal?

- A. Insider risk management
- B. Privacy risk management
- C. Information barriers
- D. Communication compliance

Answer: C

NEW QUESTION 102

DRAG DROP - (Topic 1)
Your company has two departments named department1 and department2 and a Microsoft 365 E5 subscription. You need to prevent communication between the users in department1 and the users in department. How should you complete the PowerShell script? To answer, drag the appropriate values to the correct targets. Each value may be used once, more than once, or not at all. You may need to drag the split bar between panes or scroll to view content.
NOTE: Each correct selection is worth one point.

Values

New-InformationBarrierPolicy

New-OrganizationSegment

Set-InformationBarrierPolicy

Set-OrganizationSegment

Answer Area

...

-Name "Department1" -UserGroupFilter "Department -eq 'depar

-Name "Department1and2" -AssignedSegment "Department1"

-SegmentsBlocked "Department1" -State Active

- A. Mastered
- B. Not Mastered

Answer: A

Explanation:

Values

New-InformationBarrierPolicy

New-OrganizationSegment

Set-InformationBarrierPolicy

Set-OrganizationSegment

Answer Area

New-OrganizationSegment

...

New-InformationBarrierPolicy

-Name "Department1" -UserGroupFilter "Department -eq 'depar

-Name "Department1and2" -AssignedSegment "Department1"

-SegmentsBlocked "Department1" -State Active

NEW QUESTION 106

HOTSPOT - (Topic 1)
You have a Microsoft 365 E5 subscription. You are implementing insider risk management. You need to create an insider risk management notice template and format the message body of the notice template. How should you configure the template? To answer, select the appropriate options in the answer area.
NOTE: Each correct selection is worth one point.

Answer Area

Use the:

Microsoft Purview compliance portal

Microsoft 365 admin center

Microsoft 365 Defender portal

Microsoft Entra admin center

Microsoft Purview compliance portal

Format in:

HTML

HTML

Markdown

RTF

XML

- A. Mastered
- B. Not Mastered

Answer: A

Explanation:

Answer Area

Use the:

Format in:

NEW QUESTION 108

- (Topic 1)

Note: This question is part of a series of questions that present the same scenario. Each question in the series contains a unique solution that might meet the stated

goals. Some question sets might have more than one correct solution, while others might not have a correct solution.

After you answer a question in this section, you will NOT be able to return to it. As a result, these questions will not appear in the review screen.

You have a Microsoft 365 tenant and 500 computers that run Windows 10. The computers are onboarded to the Microsoft 365 compliance center.

You discover that a third-party application named Tailspin_scanner.exe accessed protected sensitive information on multiple computers. Tailspin_scanner.exe is installed locally on the computers.

You need to block Tailspin_scanner.exe from accessing sensitive documents without preventing the application from accessing other documents.

Solution: From the Cloud App Security portal, you mark the application as Unsanctioned. Does this meet the goal?

- A. Yes
- B. No

Answer: B

Explanation:

Reference:

<https://docs.microsoft.com/en-us/microsoft-365/compliance/endpoint-dlp-using?view=o365-worldwide>

NEW QUESTION 109

- (Topic 1)

You have a Microsoft 365 subscription.

You have a team named Team1 in Microsoft Teams. You plan to place all the content in Team1 on hold.

You need to identify which mailbox and which Microsoft SharePoint site collection are associated to Team1.

Which cmdlet should you use?

- A. Get-UnifiedGroup
- B. Get-MailUser
- C. Get-TeamChannel
- D. Get-Team

Answer: D

NEW QUESTION 114

HOTSPOT - (Topic 1)

You enable archive mailboxes for all the users at your company. The Default MRM Policy is shown in the MRM exhibit.

Default MRM Policy

This policy contains the following retention tags

1 Month Delete

1 Week Delete

1 Year Delete

5 Year Delete

6 Month Delete

Default 2 year move to archive

Junk Email

Never Delete

Personal 1 year move to archive

Personal 5 year move to archive

Personal never move to archive

Recoverable items 14 days move to archive

A Microsoft 365 retention label policy is shown in the Label Policy exhibit.

Exchange Label Policy

Status

Enabled (Pending)

Policy name

Exchange Label Policy

Description

Label policy for Exchange

Applies to content in these locations

Exchange email

Settings

Publish labels for your users

- 10 Year – Do not Delete
- 2 Year Delete

Preservation lock

No

You need to identify the following:

? How many years until an email is archived?

? What should you modify to change the retention period for archiving?

What should you identify? To answer, select the appropriate options in the answer area. NOTE: Each correct selection is worth one point.

By default, email is:

▼

Deleted after two years
Deleted after one month
Retained in the mailbox for 10 years
Moved to the archive mailbox after two years

To change the retention period for archiving, modify:

▼

The Default MRM Policy
The Exchange Label Policy
The properties of the archive mailbox

- A. Mastered
- B. Not Mastered

Answer: A

Explanation:

By default, email is:

▼

Deleted after two years
Deleted after one month
Retained in the mailbox for 10 years
Moved to the archive mailbox after two years

To change the retention period for archiving, modify:

▼

The Default MRM Policy
The Exchange Label Policy
The properties of the archive mailbox

NEW QUESTION 115

- (Topic 1)

You have a Microsoft 365 subscription that contains a Microsoft 365 group named Group1. Group 1 contains 100 users and has dynamic user membership. All users have Windows 10 devices and use Microsoft SharePoint Online and Exchange Online. You create a sensitivity label named Label1 and publish Label1 as the default label for Group1. You need to ensure that the users in Group1 must apply Label1 to their email and documents. Which two actions should you perform? Each correct answer presents part of the solution. NOTE: Each correct selection is worth one point.

- A. From the Microsoft Purview compliance portal, modify the settings of the Label1 policy.
- B. From the Azure Active Directory admin center, set Membership type for Group1 to Assigned.
- C. Install the Azure Information Protection unified labeling client on the Windows 10 devices.
- D. Install the Active Directory Rights Management Services (AD RMS) client on the Windows 10 devices.
- E. From the Microsoft Purview compliance portal, create an auto-labeling policy.

Answer: AC

NEW QUESTION 120

HOTSPOT - (Topic 1)

You have a Microsoft 365 E5 subscription that contains a security group named Group1 and the users shown in the following table.

Name	Role
User1	Compliance Administrator
User2	None
User3	None

You assign the Compliance Manager roles to the users as shown in the following table.

User	Role
User2	Compliance Manager Contributors
User3	Compliance Manager Administrators

You add two assessments to Compliance Manager as shown in the following exhibit.

Compliance Manager

Overview	Improvement actions	Solutions	Assessments	Assessment templates
Assessments help you implement data protection controls specified by compliance, security, privacy, and data protection standards, regulations, and laws. Assessments include actions that have been taken by Microsoft to protect your data, and they're completed when you take action to implement the controls included in the assessment. Learn how to manage assessments				
Add assessment				
3 items Search Filter Group				
Applied filters:				
Assessment	Status	Assessment progress	Your improvement act...	Microsoft actions
Group				
Product				
Regulation				
Group1 (2)				
Assessment1	Incomplete	64%	0 of 227 completed	355 of 355 completed
Assessment2	Incomplete	64%	1 of 177 completed	195 of 195 completed

For each of the following statements, select Yes if the statement is true. Otherwise, select No. NOTE: Each correct selection is worth one point.

Answer Area

Statements	Yes	No
User1 can edit the title of Assessment1.	<input type="radio"/>	<input type="radio"/>
To Group1, User2 can add an assessment that uses the HIPA/HITECH template.	<input type="radio"/>	<input type="radio"/>
To Group1, User3 can add an assessment that uses the HIPA/HITECH or Microsoft 365	<input type="radio"/>	<input type="radio"/>

- A. Mastered
B. Not Mastered

Answer: A

Explanation:

Answer Area

Statements	Yes	No
User1 can edit the title of Assessment1.	<input type="radio"/>	<input checked="" type="radio"/>
To Group1, User2 can add an assessment that uses the HIPA/HITECH template.	<input type="radio"/>	<input checked="" type="radio"/>
To Group1, User3 can add an assessment that uses the HIPA/HITECH or Microsoft 365	<input type="radio"/>	<input checked="" type="radio"/>

NEW QUESTION 124

- (Topic 1)

You are configuring a data loss prevention (DLP) policy to report when credit card data is found on a Windows 10 device joined to Azure Active Directory (Azure AD).

You plan to use information from the policy to restrict the ability to copy the sensitive data to the clipboard.

What should you configure in the policy rule?

- A. the incident report
B. an action
C. user notifications
D. user overrides

Answer: D

Explanation:

Reference:

<https://docs.microsoft.com/en-us/microsoft-365/compliance/endpoint-dlp-using?view=o365-worldwide>

NEW QUESTION 129

HOTSPOT - (Topic 1)

You have a data loss prevention (DLP) policy that has the advanced DLP rules shown in the following table.

Name	Priority	Actions
Rule1	0	<ul style="list-style-type: none"> • Notify users with email and policy tips • User overrides: Off
Rule2	1	<ul style="list-style-type: none"> • Notify users with email and policy tips • Restrict access to the content • User overrides: Off
Rule3	2	<ul style="list-style-type: none"> • Notify users with email and policy tips • Restrict access to the content • User overrides: On
Rule4	3	<ul style="list-style-type: none"> • Notify users with email and policy tips • Restrict access to the content • User overrides: Off

You need to identify which rules will apply when content matches multiple advanced DLP rules.

Which rules should you identify? To answer, select the appropriate options in the answer area.

NOTE: Each correct selection is worth one point.

If content matches Rule1, Rule2, and Rule3:

▼

☐ Only Rule1 takes effect
 ☐ Only Rule2 takes effect
 ☐ Only Rule3 takes effect
 ☐ Rule1, Rule2, and Rule3 take effect

If content matches Rule2, Rule3, and Rule4:

▼

☐ Only Rule2 takes effect
 ☐ Only Rule3 takes effect
 ☐ Only Rule4 takes effect
 ☐ Only Rule2 and Rule4 take effect
 ☐ Rule2, Rule3, and Rule4 take effect

- A. Mastered
B. Not Mastered

Answer: A

Explanation:

Graphical user interface, text Description automatically generated

NEW QUESTION 134

- (Topic 1)

You have a Microsoft 365 E5 subscription. You need to create a subject rights request. What can be configured as a search location?

- A. Microsoft Exchange Online and Teams only
B. Microsoft Exchange Online, SharePoint Online, and Teams
C. Microsoft Exchange Online only
D. Microsoft Exchange Online and SharePoint Online only
E. Microsoft SharePoint Online only

Answer: B

NEW QUESTION 136

- (Topic 1)

You have a Microsoft 365 E5 subscription that contains a Microsoft SharePoint Online site named Site1.

You create an information barrier segment named Segment1. You need to add Segment 1 to Site1.

What should you do first?

- A. Run the Set-SPOSite cmdlet.
B. Run the Set-SPOTenant cmdlet.
C. Create an information barrier policy.
D. Modify the permissions of Site1.

Answer: D

NEW QUESTION 138

- (Topic 1)

You have a Microsoft 365 tenant.

All Microsoft OneDrive for Business content is retained for five years.

A user named User1 left your company a year ago, after which the account of User 1 was deleted from Azure Active Directory (Azure AD)

You need to recover an important file that was stored in the OneDrive of User1. What should you use?

- A. the Restore-SPODeletedSite PowerShell cmdlet
- B. the OneDrive recycle bin
- C. the Restore-ADObject PowerShell cmdlet
- D. Deleted users in the Microsoft 365 admin center

Answer: B

Explanation:

Reference:

<https://docs.microsoft.com/en-us/onedrive/set-retention> <https://docs.microsoft.com/en-us/onedrive/retention-and-deletion>

NEW QUESTION 139

HOTSPOT - (Topic 1)

You have a Microsoft 365 tenant named contoso.com that contains two users named User1 and User2. The tenant uses Microsoft Office 365 Message Encryption (OME).

User1 plans to send emails that contain attachments as shown in the following table.

Subject	To	Attachment type	Message size
Mail1	User2@contoso.com	.docx	40 MB
Mail2	User4@outlook.com	.doc	3 MB
Mail3	User3@gmail.com	.xlsx	7 MB

User2 plans to send emails that contain attachments as shown in the following table.

Subject	To	Attachment type	Message size
Mail4	User1@contoso.com	.pptx	4 MB
Mail5	User4@outlook.com	.jpg	6 MB
Mail6	User3@gmail.com	.docx	3 MB

For which emails will the attachments be protected? To answer, select the appropriate options in the answer area.

NOTE: Each correct selection is worth one point.

User1:

▼

☐ Mail1 only
 ☐ Mail3 only
 ☐ Mail1 and Mail2 only
 ☐ Mail2 and Mail3 only
 ☐ Mail1, Mail2, and Mail3

User2:

▼

☐ Mail5 only
 ☐ Mail6 only
 ☐ Mail4 and Mail5 only
 ☐ Mail4 and Mail6 only
 ☐ Mail1, Mail2, and Mail3

- A. Mastered
- B. Not Mastered

Answer: A

Explanation:

User1:

▼
Mail1 only
Mail3 only
Mail1 and Mail2 only
Mail2 and Mail3 only
Mail1, Mail2, and Mail3

User2:

▼
Mail5 only
Mail6 only
Mail4 and Mail5 only
Mail4 and Mail6 only
Mail1, Mail2, and Mail3

NEW QUESTION 141

- (Topic 1)

Note: This question is part of a series of questions that present the same scenario. Each question in the series contains a unique solution that might meet the stated goals. Some question sets might have more than one correct solution, while others might not have a correct solution.

After you answer a question in this section, you will NOT be able to return to it. As a result, these questions will not appear in the review screen.

You are configuring a file policy in Microsoft Cloud App Security.

You need to configure the policy to apply to all files. Alerts must be sent to every file owner who is affected by the policy. The policy must scan for credit card numbers, and alerts must be sent to the Microsoft Teams site of the affected department.

Solution: You use the Built-in DLP inspection method and send alerts as email. Does this meet the goal?

- A. Yes
- B. No

Answer: B

Explanation:

Alerts must be sent to the Microsoft Teams site of the affected department. A Microsoft Power Automate playbook should be used.

Reference:

<https://docs.microsoft.com/en-us/cloud-app-security/content-inspection-built-in> <https://docs.microsoft.com/en-us/cloud-app-security/flow-integration>

NEW QUESTION 143

HOTSPOT - (Topic 1)

You have a Microsoft 365 E5 subscription that uses Microsoft Purview.

You need to deploy a compliance solution that will detect the accidental oversharing of information outside of an organization. The solution must minimize administrative effort.

What should you use? To answer, select the appropriate options in the answer area. NOTE: Each correct selection is worth one point.

- A. Mastered
- B. Not Mastered

Answer: A

Explanation:

Answer Area

Policy template:

Data leaks
Data leaks
Risky browser usage
Security policy violations

Policy template prerequisite:

A data loss prevention (DLP) policy
A data loss prevention (DLP) policy
A retention policy
An alert policy
An eDiscovery case

NEW QUESTION 146

HOTSPOT - (Topic 1)

You plan to create a custom trainable classifier based on an organizational form template.

You need to identify which role based access control (RBAC) role is required to create the trainable classifier and where to classifier. The solution must use the principle of least privilege.

What should you identify? To answer, select the appropriate options in the answer area. NOTE: Each correct selection is worth one point.

Answer Area

RBAC role:

Where to store the seed content:

A. Mastered

B. Not Mastered

Answer: A

Explanation:

Answer Area

RBAC role:

Where to store the seed content:

NEW QUESTION 149

- (Topic 1)

You have a Microsoft 365 E5 subscription that contains the users shown in the following table.

Name	Role group
Admin1	eDiscovery Manager
Admin2	eDiscovery Administrator
Admin3	none

You need to ensure that Admin3 can create holds in owing table. To what should you add Admin3?

A. the Global Administrator role

B. the eDiscovery Manager role group

C. the Compliance Manager Contributors role group

D. the eDiscovery Administrator role group

Answer: D

NEW QUESTION 154

- (Topic 1)

You have a Microsoft 365 E5 subscription that contains the adaptive scopes shown in the following table.

Name	Type	Query
Scope1	Users	FirstName starts with User
Scope2	SharePoint Online sites	SiteTitle starts with Site

You create the retention policies shown in the following table.

Name	Type	Location
RPolicy1	Adaptive	Scope1
RPolicy2	Adaptive	Scope2
RPolicy3	Static	Microsoft 365 groups

Which retention policies support a preservation lock?

A. RPolicy2only

B. RPolicy3only

C. RPolicy1I and RPolicy2 only

D. RPolicy1 and RPolicy3 only

E. RPolicy1, RPolicy2, and RPolicy3

Answer: D

NEW QUESTION 156

HOTSPOT - (Topic 1)

You need to implement a solution to encrypt email. The solution must meet the compliance requirements.

What should you create in the Exchange admin center and the Microsoft 365 compliance center? To answer, select the appropriate options in the answer area.

NOTE: Each correct selection is worth one point.

Exchange admin center:

A connector

A DLP policy

A mail flow rule

An organization sharing relationship

Microsoft 365 compliance center:

An auto-labeling policy

A DLP policy

A custom sensitive info type

A sensitivity label

- A. Mastered
- B. Not Mastered

Answer: A

Explanation:

Graphical user interface, text, application Description automatically generated

Users must be able to manually select that email messages are sent encrypted. The encryption will use Office 365 Message Encryption (OME) v2. Any email containing an attachment that has the Fabrikam Confidential sensitivity label applied must be encrypted automatically by using OME.

NEW QUESTION 160

HOTSPOT - (Topic 1)

You use project codes that have a format of three alphabetical characters that represent the project type, followed by three digits, for example Abc123.

You need to create a new sensitive info type for the project codes.

How should you configure the regular expression to detect the content? To answer, select the appropriate options in the answer area.

NOTE: Each correct selection is worth one point.

(\s)(

[aA]{3}

[abc]{3}

[alpha]{3}

[a-zA-Z]{3}

 \ (

d{000-999}

d{123}

d{3}

) (\s)

- A. Mastered
- B. Not Mastered

Answer: A

Explanation:

(\s)(

[aA]{3}

[abc]{3}

[alpha]{3}

[a-zA-Z]{3}

 \ (

d{000-999}

d{123}

d{3}

) (\s)

NEW QUESTION 164

HOTSPOT - (Topic 1)

You have a Microsoft 365 subscription that contains two groups named Group1 and Group2.
You have the compliance assessments shown in the following table.

Name	Group
Ca1	Group1
Ca2	Group1
Ca3	Group2

You have the improvement actions shown in the following table.

Action	Compliance assessment	Improvement action	Points	Action type
Action1	Ca1	Create and publish a retention label	5	Technical
Action2	Ca2	Create and publish a retention label	5	Technical
Action3	Ca3	Enable Windows 10 Security baseline	5	Technical
Action4	Ca1	Restrict access to privileged accounts	10	Operational
Action5	Ca2	Update security awareness training	10	Operational
Action6	Ca3	Update security awareness training	10	Operational

You perform the following actions:

- Create and publish a retention label.
 - Implement security awareness training for all users.
 - For Action4, change Implementation status to Implemented
- For each of the following statements, select Yes if the statement is true. Otherwise, select No.
NOTE: Each correct selection is worth one point.

Answer Area

Statements	Yes	No
The compliance score for Ca1 will increase by 15 points.	<input type="radio"/>	<input type="radio"/>
The compliance score for Ca2 will increase by 15 points.	<input type="radio"/>	<input type="radio"/>
The compliance score for Ca3 will increase by 10 points.	<input type="radio"/>	<input type="radio"/>

- A. Mastered
B. Not Mastered

Answer: A

Explanation:

Answer Area

Statements	Yes	No
The compliance score for Ca1 will increase by 15 points.	<input checked="" type="radio"/>	<input type="radio"/>
The compliance score for Ca2 will increase by 15 points.	<input type="radio"/>	<input checked="" type="radio"/>
The compliance score for Ca3 will increase by 10 points.	<input checked="" type="radio"/>	<input type="radio"/>

NEW QUESTION 167

- (Topic 1)

You have a Microsoft 365 E5 subscription that contains multiple data loss prevention (DLP) policies.
You need to identify which DLP rules include conditions that can trigger the DLP policies. Which report should you use from the Microsoft Purview compliance portal?

- A. DLP policy matches
B. False positives and overrides
C. DLP incidents
D. Third-party DLP policy matches

Answer: A

NEW QUESTION 172

- (Topic 1)

Note: This question is part of a series of questions that present the same scenario. Each question in the series contains a unique solution that might meet the stated goals. Some question sets might have more than one correct solution, while others might not have a correct solution.

After you answer a question in this section, you will NOT be able to return to it. As a result, these questions will not appear in the review screen.

You have a Microsoft 365 tenant and 500 computers that run Windows 10. The computers are onboarded to the Microsoft 365 compliance center.

You discover that a third-party application named Tailspin_scanner.exe accessed protected sensitive information on multiple computers. Tailspin_scanner.exe is installed locally on the computers.

You need to block Tailspin_scanner.exe from accessing sensitive documents without preventing the application from accessing other documents.

Solution: From the Microsoft 365 Endpoint data loss prevention (Endpoint DLP) settings, you add a folder path to the file path exclusions. Does this meet the goal?

- A. Yes
- B. No

Answer: B

Explanation:

Folder path to the file path exclusions excludes certain paths and files from DLP monitoring.

Use the unallowed apps list instead.

Reference:

<https://docs.microsoft.com/en-us/microsoft-365/compliance/endpoint-dlp-using?view=o365-worldwide>

NEW QUESTION 175

- (Topic 1)

Note: This question is part of a series of questions that present the same scenario. Each question in the series contains a unique solution that might meet the stated goals. Some question sets might have more than one correct solution, while others might not have a correct solution.

After you answer a question in this section, you will NOT be able to return to it. As a result, these questions will not appear in the review screen.

You recently discovered that the developers at your company emailed Azure Storage keys in plain text to third parties.

You need to ensure that when Azure Storage keys are emailed, the emails are encrypted. Solution: You configure a mail flow rule that matches the text patterns.

Does this meet the goal?

- A. Yes
- B. No

Answer: B

Explanation:

Reference:

<https://docs.microsoft.com/en-us/exchange/policy-and-compliance/mail-flow-rules/conditions-and-exceptions?view=exchserver-2019>

NEW QUESTION 176

HOTSPOT - (Topic 1)

You have a Microsoft E5 365 tenant.

You need to ensure that you can use sensitivity labels to declare regulatory records. Which PowerShell cmdlet should you run, and which type of policy should you use? To

answer, select the appropriate options in the answer area.

NOTE: Each correct selection is worth one point.

Cmdlet:

	▼
Set-RetentionCompliancePolicy	
Set-RegulatoryComplianceUI	
Set-RetentionPolicyTag	

Policy type:

	▼
Auto-labeling policy	
Retention label policy	
Retention policy	

- A. Mastered
- B. Not Mastered

Answer: A

Explanation:

Cmdlet:

	▼
Set-RetentionCompliancePolicy	
Set-RegulatoryComplianceUI	
Set-RetentionPolicyTag	

Policy type:

	▼
Auto-labeling policy	
Retention label policy	
Retention policy	

NEW QUESTION 180

- (Topic 1)

In Microsoft Exchange Online, you have a retention policy named Policy1 that applies a retention tag named Tag1.

You plan to remove Tag1 from Policy1.

What will occur when you remove the tag from Policy1?

- A. The content will remain tagged and the Managed Folder Assistant will process Tag1.
- B. Tag1 will be removed if Policy1 applied the tag to the content.
- C. The content will remain tagged, but the Managed Folder Assistant will ignore Tag1.

Answer: A

Explanation:

Reference:

<https://docs.microsoft.com/en-us/exchange/security-and-compliance/messaging-records-management/retention-tags-and-policies#removing-or-deleting-a-retention-tag-from-a-retention-policy>

NEW QUESTION 181

- (Topic 1)

You have a Microsoft 365 tenant that uses Microsoft Exchange Online. You need to recover deleted email messages from a user's mailbox.

Which two PowerShell cmdlets should you use? Each correct answer presents part of the solution.

NOTE: Each correct selection is worth one point.

- A. Restore-RecoverableItems
- B. Get-MailboxRestoreRequest
- C. Restore-Mailbox
- D. Get-RecoverableItems
- E. Set-MailboxRestoreRequest

Answer: AD

Explanation:

Reference:

<https://docs.microsoft.com/en-us/exchange/recipients-in-exchange-online/manage-user-mailboxes/recover-deleted-messages>

NEW QUESTION 182

HOTSPOT - (Topic 1)

You create a data loss prevention (DLP) policy that meets the following requirements:

? Prevents guest users from accessing a sensitive document shared during a Microsoft Teams chat

? Prevents guest users from accessing a sensitive document stored in a Microsoft

Teams channel

Which location should you select for each requirement? To answer, select the appropriate options in the answer area.

NOTE: Each correct selection is worth one point.

Prevents guest users from accessing a sensitive

document shared during a Microsoft Teams chat:

	▼
Exchange email	
OneDrive accounts	
SharePoint sites	
Teams chat and channel messages	

Prevents guest users from accessing a sensitive

document stored in a Microsoft Teams channel:

	▼
Exchange email	
OneDrive accounts	
SharePoint sites	
Teams chat and channel messages	

- A. Mastered
- B. Not Mastered

Answer: A

Explanation:

Prevents guest users from accessing a sensitive document shared during a Microsoft Teams chat:

Exchange email
OneDrive accounts
SharePoint sites
Teams chat and channel messages

Prevents guest users from accessing a sensitive document stored in a Microsoft Teams channel:

Exchange email
OneDrive accounts
SharePoint sites
Teams chat and channel messages

NEW QUESTION 183

HOTSPOT - (Topic 1)

You are implementing Microsoft Office 365 Message Encryption (OME) for a Microsoft 365 tenant named contoso.com.

You need to meet the following requirements:

- All email to a domain named fabhkam.com must be encrypted automatically.
- Encrypted emails must expire seven days after they are sent-

What should you configure for each requirement? To answer, select the appropriate options

NOTE: Each correct selection is worth one point.

All email to a domain named fabrikam.com must be encrypted automatically:

A data connector in the Microsoft 365 compliance center
A data loss prevention (DLP) policy in the Microsoft 365 compliance center
A mail flow connector in the Exchange admin center
A mail flow rule in the Exchange admin center

Encrypted emails must expire seven days after they are sent:

A custom branding template in Microsoft Exchange Online PowerShell
A label policy in the Microsoft 365 compliance center
A mail flow rule in the Exchange admin center
A sensitive info type in the Microsoft 365 compliance center

- A. Mastered
- B. Not Mastered

Answer: A

Explanation:

All email to a domain named fabrikam.com must be encrypted automatically:

A data connector in the Microsoft 365 compliance center
A data loss prevention (DLP) policy in the Microsoft 365 compliance center
A mail flow connector in the Exchange admin center
A mail flow rule in the Exchange admin center

Encrypted emails must expire seven days after they are sent:

A custom branding template in Microsoft Exchange Online PowerShell
A label policy in the Microsoft 365 compliance center
A mail flow rule in the Exchange admin center
A sensitive info type in the Microsoft 365 compliance center

NEW QUESTION 188

HOTSPOT - (Topic 1)

You create a sensitivity label as shown in the Sensitivity Label exhibit.

Review your settings and finish

Name

Sensitivity1

Display name

Sensitivity1

Description for users

Sensitivity1

Scope

File,Email

Encryption

Content marking

Watermark: Watermark

Header: Header

Auto-labeling

Group settings

Site settings

Auto-labeling for database columns

None

You create an auto-labeling policy as shown in the Auto Labeling Policy exhibit.

Auto-labeling policy

[Edit policy](#)
[Delete policy](#)

Policy name

Auto-labeling policy

Description

Label in simulation

Sensitivity1

Info to label

IP Address

Apply to content in these locations

Exchange email All

Rules for auto-applying this label

Exchange email 1 rule

Mode

On

Comment

A user sends the following email:

From: user1@contoso.com To: user2@fabrikam.com Subject: Address List Message Body:

Here are the lists that you requested. Attachments:

<<File1.docx>>

<<File2.xml>>

Both attachments contain lists of IP addresses.

For each of the following statements, select Yes if the statement is true. Otherwise, select No.

NOTE: Each correct selection is worth one point.

Statements	Yes	No
Sensitivity1 is applied to the email.	<input type="radio"/>	<input type="radio"/>
A watermark is added to File1.docx.	<input type="radio"/>	<input type="radio"/>
A header is added to File2.xml.	<input type="radio"/>	<input type="radio"/>

- A. Mastered
B. Not Mastered

Answer: A

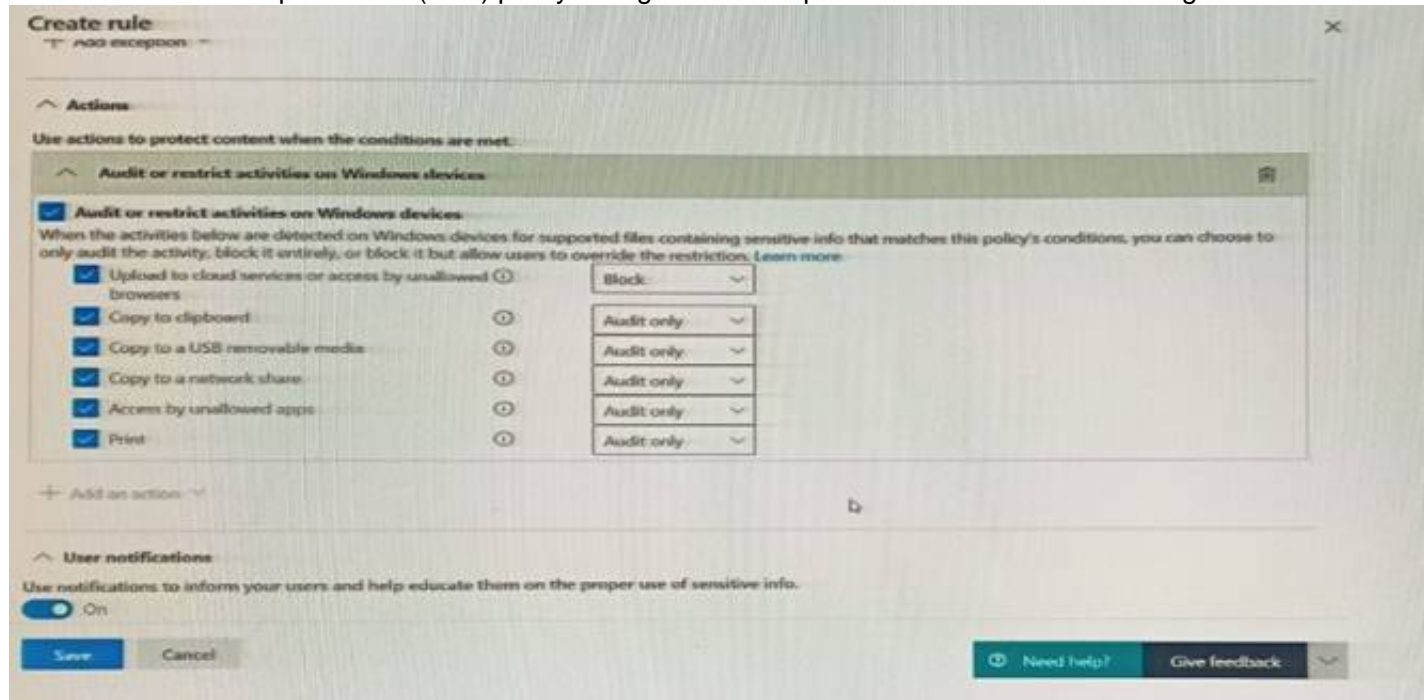
Explanation:

Statements	Yes	No
Sensitivity1 is applied to the email.	<input checked="" type="radio"/>	<input type="radio"/>
A watermark is added to File1.docx.	<input checked="" type="radio"/>	<input type="radio"/>
A header is added to File2.xml.	<input type="radio"/>	<input checked="" type="radio"/>

NEW QUESTION 192

- (Topic 1)

You have a data loss prevention (DLP) policy configured for endpoints as shown in the following exhibit.



From a computer named Computer1, 3 user can sometimes upload files to cloud services and sometimes cannot. Other users experience the same issue. What are two possible causes of the issue? Each correct answer presents a complete solution. NOTE: Each correct selection is worth one point.

- A. The Access by unallowed apps action is set to Audit only.
B. The computers are NOT onboarded to the Microsoft 365 compliance center.
C. The Copy to clipboard action is set to Audit only.
D. There are file path exclusions in the Microsoft 365 Endpoint data loss prevention (Endpoint DIP) settings.
E. The unallowed browsers in the Microsoft 365 Endpoint data loss prevention (Endpoint DLP) settings are NOT configured.

Answer: DE

NEW QUESTION 195

- (Topic 1)

You need to create a retention policy to retain all the files from Microsoft Teams channel conversations and private chats.

Which two locations should you select in the retention policy? Each correct answer present part of the solution.

NOTE: Each correct selection is worth one point.

- A. Team channel messages
B. OneDrive accounts
C. SharePoint sites

- D. Exchange email
- E. Office 365 groups
- F. Team chats

Answer: BC

Explanation:

Reference:

<https://support.microsoft.com/en-us/office/file-storage-in-teams-df5cc0a5-d1bb-414c-8870-46c6eb76686a>

NEW QUESTION 199

- (Topic 1)

You have a Microsoft 365 tenant that has a retention label policy. You need to configure the policy to meet the following requirements:

- Prevent the disabling or deletion of the policy.
- Ensure that new labels can be added.
- Prevent the removal of labels.

What should you do?

- A. Import a file plan.
- B. Enable insider risk management.
- C. Enable the regulatory record options.
- D. Create a preservation lock.

Answer: D

NEW QUESTION 204

- (Topic 1)

You have a Microsoft 365 subscription.

You need to be notified by email whenever an administrator starts an eDiscovery search. What should you do from the Microsoft Purview compliance portal?

- A. From eDiscovery, create an eDiscovery case.
- B. From Policies, create an alert policy.
- C. From Records management, create event type.
- D. From Content search, create a new search.

Answer: B

NEW QUESTION 209

- (Topic 1)

You have a Microsoft 365 E5 tenant that contains the policies shown in the following table.

Name	Type	Retention period	Start the retention period based on	At the end of the retention period
Label1	Label	5 years	When items were created	Delete items automatically
Label2	Retention	7 years	When items were created	Delete items automatically
Label3	Retention	10 years	When items were created	Do nothing

A file named File1 has all the policies applied.
How long will File1 be retained?

- A. File1 will be deleted automatically after seven years.
- B. File1 will be deleted automatically after five years.
- C. File1 will be retained until the file is deleted manually.
- D. File1 will be deleted automatically after 10 years.

Answer: D

NEW QUESTION 211

HOTSPOT - (Topic 1)

You have a Microsoft 365 E5 subscription that contains a user named User1 and the groups shown in the following table.

Name	Type
Group1	Microsoft 365
Group2	Security

You have the Compliance Manager improvement action shown in the following exhibit

Enable self-service password reset

Overview

Details

Implementation Status

Not Implemented

Test Status

Failed high risk

Points achieved

0 / 27

Group

Default Group

Managed by

Your organization

Action scope

Tenant

Action type

Technical

Products

Microsoft 365

Edit implementation details

How to implement

technical

Documents

0

Assigned to

None

Assign action

Testing Source

Manual

Implementation

Implementation status

Not Implemented

Implementation date

Not Available

Implementation notes

This action hasn't been implemented yet. Refer to the implementation instructions for this action.

Edit implementation details

How to implement

Microsoft recommends that your organization enable self-service password reset to allow users who have either forgotten their password or whose account has been locked out as a result of malicious attempts, using an alternate factor to reset their password without the assistance of the help desk.

How to Use Microsoft Solutions to Implement

Your organization can use Azure Active Directory (Azure AD) to give users the ability to change or reset their password with no administrator or help desk involvement. Select **Launch Now** to enable Self-Service Password Reset (SSPR) by selecting "All" or "Selected" on the "Properties" page to determine applicable users.

[Launch Now](#)

Learn More

Let users reset their own passwords in Office 365

How it works: [Azure Active Directory self-service password reset](#)

Use the drop-down menus to select the answer choice that completes each statement based on the information presented in the graphic.
NOTE: Each correct selection is worth one point.

Answer Area

The Enable self-service password reset improvement action can be assigned to **[answer choice]**.

▼

User1 only
Group1 only
User1 and Group1 only
Group1 and Group2 only
User1, Group1, and Group2

Twenty-four hours after self-service password reset (SSPR) is enabled for all users, Points achieved will be **[answer choice]**.

▼

0/27
1/27
2/27
5/27
27/27

- A. Mastered
- B. Not Mastered

Answer: A

Explanation:

User 1, Group 1, and Group 2 27/27

SSPR (Self-Service Password Reset) does not require an E5 license. SSPR is included in Microsoft 365 and Office 365 subscriptions, including lower-tiered plans such as Microsoft 365 Business Standard and Office 365 E3.

Microsoft 365 Groups can be configured to use SSPR (Self-Service Password Reset). In fact, Microsoft 365 Groups inherit the SSPR settings from the underlying Azure Active Directory (Azure AD) tenant.

SSPR (Self-Service Password Reset) can also be configured for security groups in Microsoft 365.

Like Microsoft 365 Groups, security groups in Microsoft 365 inherit the SSPR settings from the underlying Azure Active Directory (Azure AD) tenant. To enable SSPR for security groups, you need to ensure that SSPR is enabled in your Azure AD tenant and that the appropriate user accounts are registered for SSPR.

NEW QUESTION 212

- (Topic 1)

You have a Microsoft 365 tenant that uses Microsoft Office 365 Message Encryption (OME).

You need to ensure that any emails containing attachments and sent to user1@contoso.com are encrypted automatically by using OME.

What should you do?

- A. From the Exchange admin center, create a new sharing policy.
- B. From the Microsoft 365 security center, create a Safe Attachments policy.
- C. From the Exchange admin center, create a mail flow rule.
- D. From the Microsoft 365 compliance center, configure an auto-apply retention label policy.

Answer: C

Explanation:

You can create mail flow rules to help protect email messages you send and receive. You can set up rules to encrypt any outgoing email messages and remove encryption from encrypted messages coming from inside your organization or from replies to encrypted messages sent from your organization.

Reference:

<https://docs.microsoft.com/en-us/microsoft-365/compliance/define-mail-flow-rules-to-encrypt-email?view=o365-worldwide>

NEW QUESTION 217

DRAG DROP - (Topic 1)

You need to create a trainable classifier that can be used as a condition in an auto-apply retention label policy.

Which three actions should you perform in sequence? To answer, move the appropriate actions from the list of actions to the answer area and arrange them in the correct order.

Actions

Retrain the trainable classifier.

Create a terms of use (ToU) policy.

Create the trainable classifier.

Test the trainable classifier.

Publish the trainable classifier.

>

<

Answer Area

<

>

- A. Mastered
- B. Not Mastered

Answer: A

Explanation:

Actions

Retrain the trainable classifier.

Create a terms of use (ToU) policy.

Create the trainable classifier.

Test the trainable classifier.

Publish the trainable classifier.

>

<

Answer Area

Create the trainable classifier.

Test the trainable classifier.

Publish the trainable classifier.

<

>

NEW QUESTION 220

- (Topic 1)

Note: This question is part of a series of questions that present the same scenario. Each question in the series contains a unique solution that might meet the stated goals. Some question sets might have more than one correct solution, while others might not have a correct solution.

After you answer a question in this section, you will NOT be able to return to it. As a result, these questions will not appear in the review screen.

You have a Microsoft 365 E5 subscription.

You need to identify resumes that are stored in the subscription by using a built-in trainable classifier.

Solution: You create an auto-labeling policy for a sensitivity label.

Does this meet the goal?

- A. Yes
- B. NO

Answer: A

NEW QUESTION 225

HOTSPOT - (Topic 1)

You have a Microsoft 365 E5 subscription.

You need to deploy a compliance solution that meets the following requirements:

- Prevents users from performing data transfers that breach local regulations
- Minimizes effort to respond to requests for a user's personal data

What should you use in the Microsoft Purview compliance portal? To answer, select the appropriate options in the answer area.

NOTE: Each correct selection is worth one point.

Answer Area

To prevent users from performing data transfers that breach local regulations:

Information barriers

Communication compliance

Information barriers

Insider risk management

Privacy risk management

To minimize effort to respond to requests for a user's personal data:

Subject rights request

Data loss prevention (DLP)

eDiscovery

Records management

Subject rights request

- A. Mastered
- B. Not Mastered

Answer: A

Explanation:

Answer Area

To prevent users from performing data transfers that breach local regulations:

Information barriers

Communication compliance

Information barriers

Insider risk management

Privacy risk management

To minimize effort to respond to requests for a user's personal data:

Subject rights request

Data loss prevention (DLP)

eDiscovery

Records management

Subject rights request

NEW QUESTION 228

- (Topic 1)

You have a Microsoft 365 E5 subscription that contains a Microsoft SharePoint Online site named Site1. Site1 contains a file named File1.

You have a retention policy named Retention1 that has the following settings:

- Retain items for a specific period
 - o Retention period: 5 years
 - o At the end of the retention period: Delete items automatically
- Retention1 is applied to Site.
- You need to ensure that File1 is deleted automatically after seven years. The solution must NOT affect the retention of other files on Site1.
- What should you do first?

- A. Move File1 to a new folder and list the excluded locations for Retention1.
- B. Create a new retention policy.
- C. Create and publish a new retention label
- D. Move File1 to a new folder and configure the access control list (ACL) entries for File1.

Answer: C

NEW QUESTION 229

- (Topic 1)

You have a Microsoft SharePoint Online site named Site1 that contains a document library. The library contains more than 1,000 documents. Some of the documents are job applicant resumes. All the documents are in the English language.

You plan to apply a sensitivity label automatically to any document identified as a resume. Only documents that contain work experience, education, and accomplishments must be labeled automatically.

You need to identify and categorize the resumes. The solution must minimize administrative effort.

What should you include in the solution?

- A. a trainable classifier
- B. a keyword dictionary OC.
- C. a function
- D. an exact data match (EDM) classifier

Answer: A

NEW QUESTION 234

DRAG DROP - (Topic 1)

You have a Microsoft 365 tenant that uses data loss prevention (DLP). You have a custom employee information form named Template 1.docx.

You need to create a classification rule package based on the document fingerprint of Template1.docx.

Which three actions should you perform in sequence? To answer, move the appropriate actions from the list of actions to the answer area and arrange them in the correct order.

Actions

Run the Set-DlpSensitiveInformationType cmdlet.

Create a variable that contains the result of the New-DlpFingerprint cmdlet.

Run the New-DlpSensitiveInformationType cmdlet.

Create a variable that contains the result of the Get-Content cmdlet.

Create a variable that contains the result of the Get-ContentFilterPhrase cmdlet.

Answer Area

>

<

- A. Mastered
- B. Not Mastered

Answer: A

Explanation:

Actions

- Run the Set-DlpSensitiveInformationType cmdlet.
- Create a variable that contains the result of the New-DlpFingerprint cmdlet.
- Run the New-DlpSensitiveInformationType cmdlet.
- Create a variable that contains the result of the Get-Content cmdlet.
- Create a variable that contains the result of the Get-ContentFilterPhrase cmdlet.

Answer Area

- Create a variable that contains the result of the Get-Content cmdlet.
- Create a variable that contains the result of the New-DlpFingerprint cmdlet.
- Run the New-DlpSensitiveInformationType cmdlet.

NEW QUESTION 236

- (Topic 1)

You need to implement a solution that meets the compliance requirements for the Windows 10 computers.

Which two actions should you perform? Each correct answer presents part of the solution. NOTE: Each coned selection is worth one point.

- A. Deploy a Microsoft 365 Endpoint data loss prevention (Endpoint DLP) configuration package to the computers.
- B. Configure hybrid Azure AD join for all the computers.
- C. Configure the Microsoft Intune device enrollment settings.
- D. Configure a compliance policy in Microsoft Intune.
- E. Enroll the computers in Microsoft Defender for Endpoint protection.

Answer: BE

Explanation:

Reference:

<https://docs.microsoft.com/en-us/microsoft-365/compliance/endpoint-dlp-getting-started?view=o365-worldwide>

NEW QUESTION 239

HOTSPOT - (Topic 1)

You have a Microsoft SharePoint Online site that contains the following files.

Name	Modified by	Data loss prevention (DLP) status
File1.docx	Manager1	None
File2.docx	Manager1	Matched by DLP
File3.docx	Manager1	Blocked by DLP

Users are assigned roles for the site as shown in the following table.

Name	Role
User1	Site owner
User2	Site member

Which files can User1 and User2 view? To answer, select the appropriate options in the answer area.

NOTE: Each correct selection is worth one point.

User1:

▼

File1.docx only

File1.docx and File2.docx only

File1.docx, File2.docx, and File3.docx

User2:

▼

File1.docx only

File1.docx and File2.docx only

File1.docx, File2.docx, and File3.docx

- A. Mastered
- B. Not Mastered

Answer: A

Explanation:

User1: ▼

- File1.docx only
- File1.docx and File2.docx only
- File1.docx, File2.docx, and File3.docx

User2: ▼

- File1.docx only
- File1.docx and File2.docx only
- File1.docx, File2.docx, and File3.docx

NEW QUESTION 244

- (Topic 1)

Note: This question is part of a series of questions that present the same scenario. Each question in the series contains a unique solution that might meet the stated goals. Some question sets might have more than one correct solution, while others might not have a correct solution.

After you answer a question in this section, you will NOT be able to return to it as a result, these questions will not appear in the review screen.

You are configuring a file policy in Microsoft Defender for Cloud Apps.

You need to configure the policy to apply to all files. Alerts must be sent to every file owner who is affected by the policy. The policy must scan for credit card numbers, and alerts must be sent to the Microsoft Teams site of the affected department.

Solution: You use the Built-in DIP inspection method and send alerts to Microsoft Power Automate.

Does this meet the goal?

- A. Yes
- B. No

Answer: A

NEW QUESTION 248

- (Topic 1)

You have a Microsoft 365 ES tenant that uses Microsoft Teams and contains two users named User1 and User2.

You create a data loss prevention (DLP) policy that is applied to the Teams chat and channel messages location for user1 and user2.

Which Teams entities will have DLP protection? Purview compliance portal?

- A. 1:1/n chats and general channels only
- B. 1:1/chats and private channels only
- C. 1:1/ chats, general channels, and private channels
- D. DLP policy matches

Answer: BD

NEW QUESTION 251

- (Topic 1)

You have a Microsoft 365 tenant that uses records management.

You use a retention label to mark legal files stored in a Microsoft SharePoint Online document library as regulatory records.

What can you do to the legal files?

- A. Remove the retention label of the files.
- B. Edit the properties of the files.
- C. Move the files to a different folder within the document library.
- D. Delete the content from the files.

Answer: C

Explanation:

Reference:

<https://docs.microsoft.com/en-us/microsoft-365/compliance/records-management?view=o365-worldwide#records>

NEW QUESTION 253

- (Topic 1)

You plan to import a file plan to the Microsoft 365 compliance center.

Which object type can you create by importing a records management file plan?

- A. retention label policies
- B. sensitive info types
- C. sensitivity labels
- D. retention labels

Answer: A

Explanation:

File plan in Records management allows you to bulk-create retention labels by importing the relevant information from a spreadsheet.

Reference:

<https://docs.microsoft.com/en-us/microsoft-365/compliance/file-plan-manager?view=o365-worldwide>

NEW QUESTION 254

- (Topic 1)

You are planning a data loss prevention (DLP) solution that will apply to computers that run Windows 10.

You need to ensure that when users attempt to copy a file that contains sensitive information to a USB storage device, the following requirements are met:

* If the users are members of a group named Group1, the users must be allowed to copy the file, and an event must be recorded in the audit log.

* All other users must be blocked from copying the file. What should you create?

- A. one DLP policy that contains one DLP rule
- B. two DLP policies that each contains one DLP rule
- C. one DLP policy that contains two DLP rules

Answer: B

NEW QUESTION 256

- (Topic 1)

You create a retention label that has a retention period of seven years.

You need to ensure that documents containing a credit card number are retained for seven years. Other documents must not be retained.

What should you create?

- A. a retention label policy of type publish
- B. a retention policy that retains files automatically
- C. a retention policy that deletes files automatically
- D. a retention label policy of type auto-apply

Answer: D

Explanation:

Reference:

<https://docs.microsoft.com/en-us/microsoft-365/compliance/apply-retention-labels-automatically?view=o365-worldwide>

NEW QUESTION 261

DRAG DROP - (Topic 2)

You need to meet the technical requirements for the Site1 documents.

Which three actions should you perform in sequence? To answer, move the appropriate actions from the list of actions to the answer area and arrange them in the correct order.

Actions

Answer Area

Create a retention label.

Create a sensitivity label.

Create a sensitive info type.

Create an auto-labeling policy.

Wait 24 hours and then turn on the policy.



- A. Mastered
- B. Not Mastered

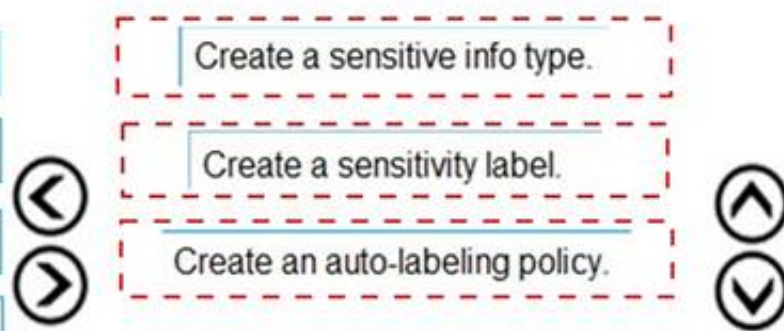
Answer: A

Explanation:

Actions

- Create a retention label.
- Create a sensitivity label.
- Create a sensitive info type.
- Create an auto-labeling policy.
- Wait 24 hours and then turn on the policy.

Answer Area



NEW QUESTION 262

- (Topic 2)

You need to meet the technical requirements for the creation of the sensitivity labels. To which user or users must you grant the Sensitivity label administrator role?

- A. Admin1, Admin2, Admin4, and Admin5 only
- B. Admin1, Admin2, and Admin3 only
- C. Admin1 only
- D. Admin1 and Admin4 only
- E. Admin1 and Admin5 only

Answer: D

Explanation:

Compliance Data Administrator, Compliance Administrator, and Security Administrator already have the required permissions to create the labels. Reference:
<https://docs.microsoft.com/en-us/microsoft-365/compliance/get-started-with-sensitivity-labels?view=o365-worldwide#permissions-required-to-create-and-manage-sensitivity-labels>

NEW QUESTION 266

HOTSPOT - (Topic 2)

For each of the following statements, select Yes if the statement is true. Otherwise, select No.

NOTE: Each correct selection is worth one point.

Statements	Yes	No
If a user creates a file in Site4 on January 1, 2021, users will be able to access the file on January 15, 2023.	<input type="radio"/>	<input type="radio"/>
If a user deletes a file from Site4 that was created on January 1, 2021, an administrative user will be able to recover the file on April 15, 2023.	<input type="radio"/>	<input type="radio"/>
If a user deletes a file from Site4 that was created on January 1, 2021, an administrative user will be able to recover the file on April 15, 2026.	<input type="radio"/>	<input type="radio"/>

- A. Mastered
- B. Not Mastered

Answer: A

Explanation:

Statements	Yes	No
If a user creates a file in Site4 on January 1, 2021, users will be able to access the file on January 15, 2023.	<input checked="" type="radio"/>	<input type="radio"/>
If a user deletes a file from Site4 that was created on January 1, 2021, an administrative user will be able to recover the file on April 15, 2023.	<input checked="" type="radio"/>	<input type="radio"/>
If a user deletes a file from Site4 that was created on January 1, 2021, an administrative user will be able to recover the file on April 15, 2026.	<input type="radio"/>	<input checked="" type="radio"/>

NEW QUESTION 271

.....

THANKS FOR TRYING THE DEMO OF OUR PRODUCT

Visit Our Site to Purchase the Full Set of Actual SC-400 Exam Questions With Answers.

We Also Provide Practice Exam Software That Simulates Real Exam Environment And Has Many Self-Assessment Features. Order the SC-400 Product From:

<https://www.2passeasy.com/dumps/SC-400/>

Money Back Guarantee

SC-400 Practice Exam Features:

- * SC-400 Questions and Answers Updated Frequently
- * SC-400 Practice Questions Verified by Expert Senior Certified Staff
- * SC-400 Most Realistic Questions that Guarantee you a Pass on Your FirstTry
- * SC-400 Practice Test Questions in Multiple Choice Formats and Updatesfor 1 Year