

Cisco

Exam Questions 300-715

Implementing and Configuring Cisco Identity Services Engine (SISE)



NEW QUESTION 1

An engineer is migrating users from MAB to 802.1X on the network. This must be done during normal business hours with minimal impact to users. Which CoA method should be used?

- A. Port Bounce
- B. Port Shutdown
- C. Session Termination
- D. Session Reauthentication

Answer: D

NEW QUESTION 2

A company is attempting to improve their BYOD policies and restrict access based on certain criteria. The company's subnets are organized by building. Which attribute should be used in order to gain access based on location?

- A. static group assignment
- B. IP address
- C. device registration status
- D. MAC address

Answer: A

Explanation:

https://www.cisco.com/c/en/us/td/docs/security/ise/2-1/admin_guide/b_ise_admin_guide_21/b_ise_admin_

NEW QUESTION 3

An engineer is designing a new distributed deployment for Cisco ISE in the network and is considering failover options for the admin nodes. There is a need to ensure that an admin node is available for configuration of policies at all times. What is the requirement to enable this feature?

- A. one primary admin and one secondary admin node in the deployment
- B. one policy services node and one secondary admin node
- C. one policy services node and one monitoring and troubleshooting node
- D. one primary admin node and one monitoring and troubleshooting node

Answer: A

NEW QUESTION 4

An administrator is configuring a new profiling policy within Cisco ISE. The organization has several endpoints that are the same device type and all have the same Block ID in their MAC address. The profiler does not currently have a profiling policy created to categorize these endpoints. Therefore, a custom profiling policy must be created. Which condition must the administrator use in order to properly profile an ACME AI Connector endpoint for network access with MAC address <MAC ADDRESS>?

- A. MAC_OUI_STARTSWITH_<MACADDRESS>
- B. CDP_cdpCacheDeviceID_CONTAINS_<MACADDRESS>
- C. MAC_MACAddress_CONTAINS_<MACADDRESS>
- D. Radius Called Station-ID STARTSWITH <MACADDRESS>

Answer: D

NEW QUESTION 5

What is the minimum certainty factor when creating a profiler policy?

- A. the minimum number that a predefined condition provides
- B. the maximum number that a predefined condition provides
- C. the minimum number that a device certainty factor must reach to become a member of the profile
- D. the maximum number that a device certainty factor must reach to become a member of the profile

Answer: C

NEW QUESTION 6

What must be configured on the WLC to configure Central Web Authentication using Cisco ISE and a WLC?

- A. Set the NAC State option to SNMP NAC.
- B. Set the NAC State option to RADIUS NAC.
- C. Use the radius-server vsa send authentication command.
- D. Use the ip access-group webauth in command.

Answer: B

NEW QUESTION 7

What is a requirement for Feed Service to work?

- A. TCP port 3080 must be opened between Cisco ISE and the feed server
- B. Cisco ISE has a base license.

- C. Cisco ISE has access to an internal server to download feed update
- D. Cisco ISE has Internet access to download feed update

Answer: C

NEW QUESTION 8

An administrator is troubleshooting an endpoint that is supposed to bypass 802.1X and use MAB. The endpoint is bypassing 802.1X and successfully getting network access using MAB. however the endpoint cannot communicate because it cannot obtain an IP address. What is the problem?

- A. The DHCP probe for Cisco ISE is not working as expected.
- B. The 802.1 X timeout period is too long.
- C. The endpoint is using the wrong protocol to authenticate with Cisco ISE.
- D. An AC I on the port is blocking HTTP traffic

Answer: B

NEW QUESTION 9

An administrator enables the profiling service for Cisco ISE to use for authorization policies while in closed mode. When the endpoints connect, they receive limited access so that the profiling probes can gather information and Cisco ISE can assign the correct profiles. They are using the default values within Cisco ISE. but the devices do not change their access due to the new profile. What is the problem'?

- A. In closed mode, profiling does not work unless CDP is enabled.
- B. The profiling probes are not able to collect enough information to change the device profile
- C. The profiler feed is not downloading new information so the profiler is inactive
- D. The default profiler configuration is set to No CoA for the reauthentication setting

Answer: D

NEW QUESTION 10

A security administrator is using Cisco ISE to create a BYOD onboarding solution for all employees who use personal devices on the corporate network. The administrator generates a Certificate Signing Request and signs the request using an external Certificate Authority server. Which certificate usage option must be selected when importing the certificate into ISE?

- A. RADIUS
- B. DLTS
- C. Portal
- D. Admin

Answer: C

NEW QUESTION 10

What must match between Cisco ISE and the network access device to successfully authenticate endpoints?

- A. SNMP version
- B. shared secret
- C. certificate
- D. profile

Answer: B

Explanation:

https://www.cisco.com/en/US/docs/security/ise/1.0/user_guide/ise10_man_network_devices.html

NEW QUESTION 12

An engineer is using Cisco ISE and configuring guest services to allow wireless devices to access the network. Which action should accomplish this task?

- A. Create the redirect ACL on the WLC and add it to the WLC policy
- B. Create the redirect ACL on the WLC and add it to the Cisco ISE policy.
- C. Create the redirect ACL on Cisco ISE and add it to the WLC policy
- D. Create the redirect ACL on Cisco ISE and add it to the Cisco ISE Policy

Answer: B

NEW QUESTION 13

What is the deployment mode when two Cisco ISE nodes are configured in an environment?

- A. distributed
- B. active
- C. standalone
- D. standard

Answer: A

NEW QUESTION 14

A network engineer needs to ensure that the access credentials are not exposed during the 802.1x authentication among components. Which two protocols should

complete this task?

- A. PEAP
- B. EAP-MD5
- C. LEAP
- D. EAP-TLS
- E. EAP-TTLS

Answer: BD

NEW QUESTION 18

Users in an organization report issues about having to remember multiple usernames and passwords. The network administrator wants the existing Cisco ISE deployment to utilize an external identity source to alleviate this issue. Which two requirements must be met to implement this change? (Choose two.)

- A. Enable IPC access over port 80.
- B. Ensure that the NAT address is properly configured
- C. Establish access to one Global Catalog server.
- D. Provide domain administrator access to Active Directory.
- E. Configure a secure LDAP connection.

Answer: CD

NEW QUESTION 20

An engineer is configuring ISE for network device administration and has devices that support both protocols. What are two benefits of choosing TACACS+ over RADUs for these devices? (Choose two.)

- A. TACACS+ is FIPS compliant while RADIUS is not
- B. TACACS+ is designed for network access control while RADIUS is designed for role-based access.
- C. TACACS+ uses secure EAP-TLS while RADIUS does not.
- D. TACACS+ provides the ability to authorize specific commands while RADIUS does not
- E. TACACS+ encrypts the entire payload being sent while RADIUS only encrypts the password.

Answer: DE

NEW QUESTION 25

A network administrator must configure endpoints using an 802.1X authentication method with EAP identity certificates that are provided by the Cisco ISE. When the endpoint presents the identity certificate to Cisco ISE to validate the certificate, endpoints must be authorized to connect to the network. Which EAP type must be configured by the network administrator to complete this task?

- A. EAP-PEAP-MSCHAPv2
- B. EAP-TTLS
- C. EAP-FAST
- D. EAP-TLS

Answer: D

Explanation:

<https://docs.microsoft.com/en-us/troubleshoot/windows-server/networking/certificate-requirements-eap-tls-peap> about EAP FAST
<https://www.cisco.com/c/en/us/support/docs/wireless-mobility/eap-fast/200322-Understanding-EAP-FAST-and->

NEW QUESTION 27

An engineer is creating a new authorization policy to give the endpoints access to VLAN 310 upon successful authentication. The administrator tests the 802.1X authentication for the endpoint and sees that it is authenticating successfully. What must be done to ensure that the endpoint is placed into the correct VLAN?

- A. Configure the switchport access vlan 310 command on the switch port
- B. Ensure that the security group is not preventing the endpoint from being in VLAN 310
- C. Add VLAN 310 in the common tasks of the authorization profile
- D. Ensure that the endpoint is using the correct policy set

Answer: C

NEW QUESTION 31

What does the dot1x system-auth-control command do?

- A. causes a network access switch not to track 802.1x sessions
- B. globally enables 802.1x
- C. enables 802.1x on a network access device interface
- D. causes a network access switch to track 802.1x sessions

Answer: B

Explanation:

<https://www.cisco.com/c/en/us/td/docs/switches/lan/catalyst4500/XE3-8-0E/15-24E/configuration/guide/xe-380>

NEW QUESTION 36

Which Cisco ISE solution ensures endpoints have the latest version of antivirus updates installed before being allowed access to the corporate network?

- A. Threat Services
- B. Profiling Services
- C. Provisioning Services
- D. Posture Services

Answer: D

NEW QUESTION 38

An administrator is adding network devices for a new medical building into Cisco ISE. These devices must be in a network device group that is identifying them as "Medical Switch" so that the policies can be made separately for the endpoints connecting through them. Which configuration item must be changed in the network device within Cisco ISE to accomplish this goal?

- A. Change the device type to Medical Switch.
- B. Change the device profile to Medical Switch.
- C. Change the model name to Medical Switch.
- D. Change the device location to Medical Switch.

Answer: A

NEW QUESTION 40

An engineer deploys Cisco ISE and must configure Active Directory to then use information from Active Directory in an authorization policy. Which two components must be configured, in addition to Active Directory groups, to achieve this goal? (Choose two)

- A. Active Directory External Identity Sources
- B. Library Condition for External Identity
- C. External Groups
- D. Identity Source Sequences
- E. LDAP External Identity Sources
- F. Library Condition for Identity Group: User Identity Group

Answer: AB

NEW QUESTION 42

A laptop was stolen and a network engineer added it to the block list endpoint identity group. What must be done on a new Cisco ISE deployment to redirect the laptop and restrict access?

- A. Select DenyAccess within the authorization policy.
- B. Ensure that access to port 8443 is allowed within the ACL.
- C. Ensure that access to port 8444 is allowed within the ACL.
- D. Select DROP under If Auth fail within the authentication policy.

Answer: C

Explanation:

https://www.cisco.com/c/en/us/td/docs/security/ise/1-3/admin_guide/b_ise_admin_guide_13/b_ise_admin_guide

NEW QUESTION 47

An engineer is configuring Cisco ISE policies to support MAB for devices that do not have 802.1X capabilities. The engineer is configuring new endpoint identity groups as conditions to be used in the AuthZ policies, but noticed that the endpoints are not hitting the correct policies. What must be done in order to get the devices into the right policies?

- A. Manually add the MAC addresses of the devices to endpoint ID groups in the context visibility database.
- B. Create an AuthZ policy to identify Unknown devices and provide partial network access prior to profiling.
- C. Add an identity policy to dynamically add the IP address of the devices to their endpoint identity groups.
- D. Identify the non 802.1X supported device types and create custom profiles for them to profile into.

Answer: D

NEW QUESTION 48

An administrator must block access to BYOD endpoints that were onboarded without a certificate and have been reported as stolen in the Cisco ISE My Devices Portal. Which condition must be used when configuring an authorization policy that sets DenyAccess permission?

- A. Endpoint Identity Group is Blocklist, and the BYOD state is Registered.
- B. Endpoint Identity Group is Blocklist, and the BYOD state is Pending.
- C. Endpoint Identity Group is Blocklist, and the BYOD state is Lost.
- D. Endpoint Identity Group is Blocklist, and the BYOD state is Reinstate.

Answer: A

Explanation:

https://www.cisco.com/c/en/us/td/docs/security/ise/2-6/admin_guide/b_ISE_26_admin_guide/b_ISE_admin_26_

NEW QUESTION 49

A company manager is hosting a conference. Conference participants must connect to an open guest SSID and only use a preassigned code that they enter into the guest portal prior to gaining access to the network. How should the manager configure Cisco ISE to accomplish this goal?

- A. Create entries in the guest identity group for all participants.

- B. Create an access code to be entered in the AUP page.
- C. Create logins for each participant to give them sponsored access.
- D. Create a registration code to be entered on the portal splash page.

Answer: B

NEW QUESTION 53

Which two features must be used on Cisco ISE to enable the TACACS. feature? (Choose two)

- A. Device Administration License
- B. Server Sequence
- C. Command Sets
- D. Enable Device Admin Service
- E. External TACACS Servers

Answer: AD

NEW QUESTION 58

An engineer is configuring a guest password policy and needs to ensure that the password complexity requirements are set to mitigate brute force attacks. Which two requirement complete this policy? (Choose two)

- A. minimum password length
- B. active username limit
- C. access code control
- D. gpassword expiration period
- E. username expiration date

Answer: AD

NEW QUESTION 62

An engineer is configuring static SGT classification. Which configuration should be used when authentication is disabled and third-party switches are in use?

- A. VLAN to SGT mapping
- B. IP Address to SGT mapping
- C. L3IF to SGT mapping
- D. Subnet to SGT mapping

Answer: B

Explanation:

<https://community.cisco.com/t5/security-knowledge-base/segmentation-strategy/ta-p/3757424>: "The method of sending out IP to SGT mappings from ISE is particularly useful if the access switch does not support TrustSec"

NEW QUESTION 65

An organization wants to improve their BYOD processes to have Cisco ISE issue certificates to the BYOD endpoints. Currently, they have an active certificate authority and do not want to replace it with Cisco ISE. What must be configured within Cisco ISE to accomplish this goal?

- A. Create a certificate signing request and have the root certificate authority sign it.
- B. Add the root certificate authority to the trust store and enable it for authentication.
- C. Create an SCEP profile to link Cisco ISE with the root certificate authority.
- D. Add an OCSP profile and configure the root certificate authority as secondary.

Answer: C

Explanation:

Ref:<https://www.cisco.com/c/en/us/support/docs/security/identity-services-engine-software/116068-configure-pr>

NEW QUESTION 67

Refer to the exhibit. An engineer is creating a new TACACS* command set and cannot use any show commands after toggling into the device with this command set authorization Which configuration is causing this issue?

- A. Question marks are not allowed as wildcards for command sets.
- B. The command set is allowing all commands that are not in the command list
- C. The wildcard command listed is in the wrong format
- D. The command set is working like an ACL and denying every command.

Answer: A

NEW QUESTION 69

A network engineer is configuring Cisco TrustSec and needs to ensure that the Security Group Tag is being transmitted between two devices Where in the Layer 2 frame should this be verified?

- A. CMD filed
- B. 802.1Q filed
- C. Payload
- D. 802.1 AE header

Answer: A

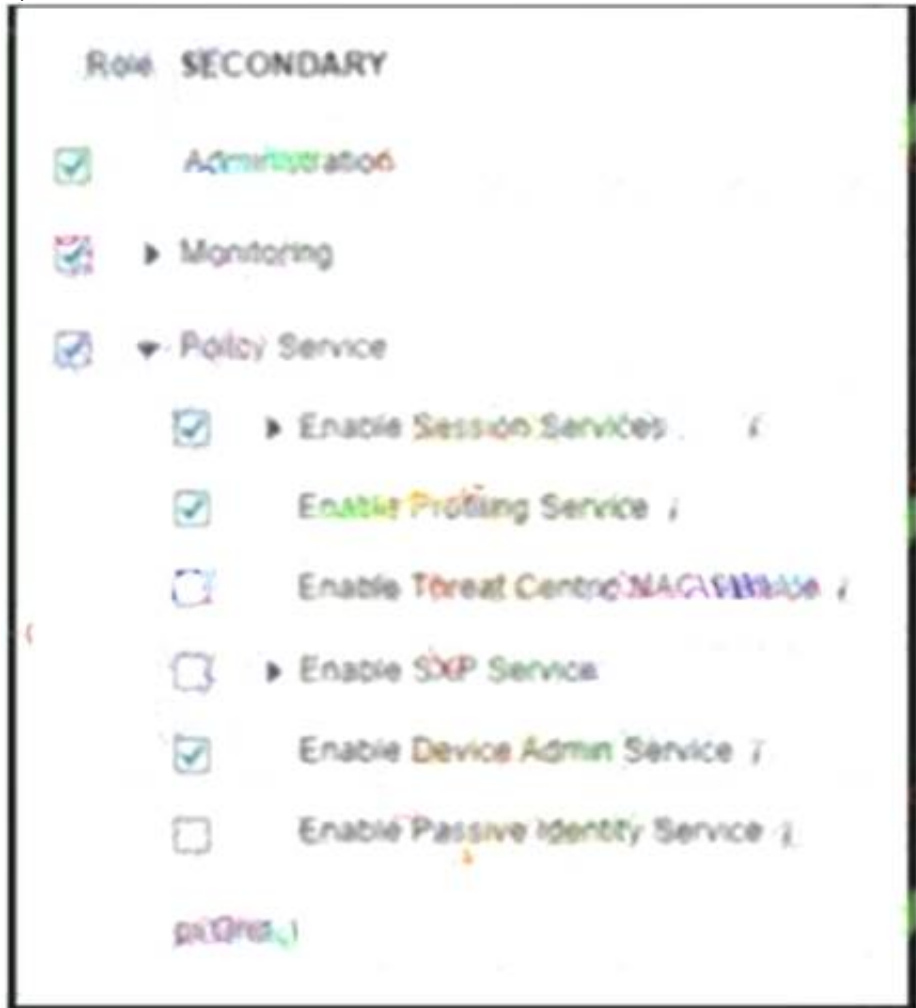
Explanation:

https://www.cisco.com/c/dam/global/en_ca/assets/ciscoconnect/2014/pdfs/policy_defined_segmentation_with_tr (slide 25)

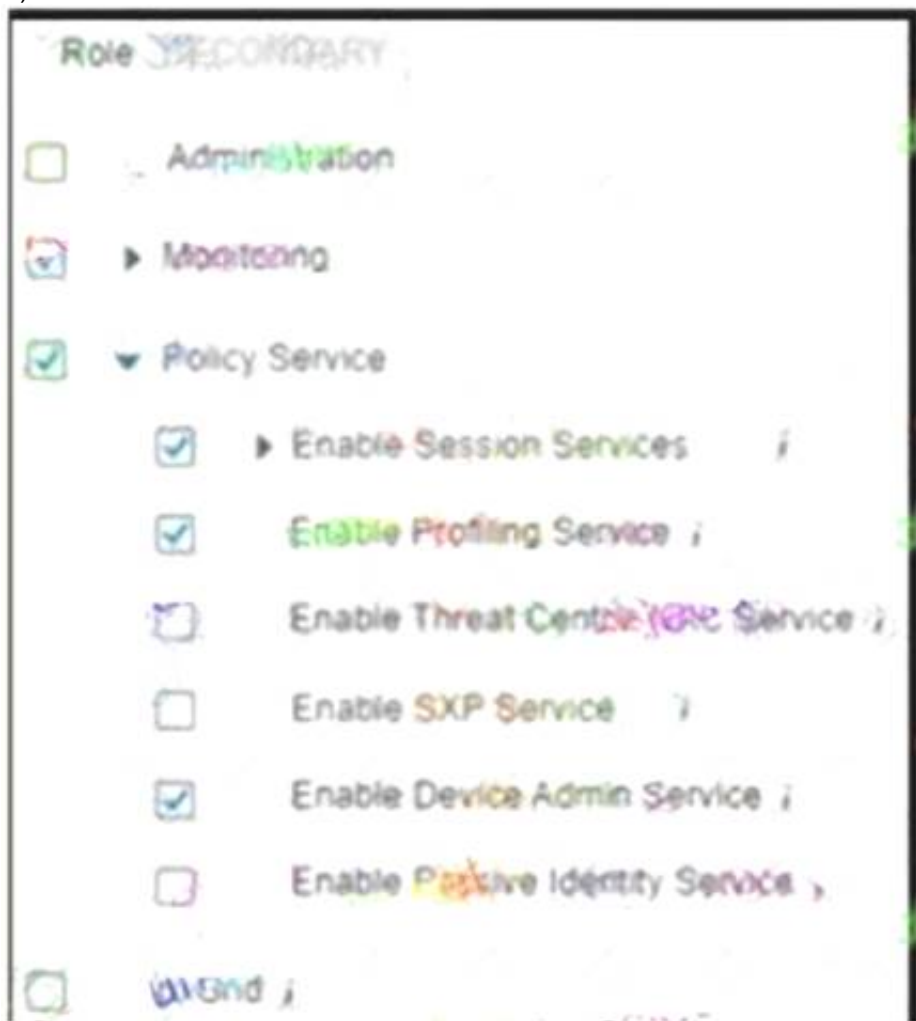
NEW QUESTION 71

An engineer builds a five-node distributed Cisco ISE deployment. The first two deployed nodes are responsible for the primary and secondary administration and monitoring personas. Which persona configuration is necessary to have the remaining three Cisco ISE nodes serve as dedicated nodes in the Cisco ISE cube that is responsible only for handling the RADIUS and TACACS+ authentication requests, identity lookups, and policy evaluation?

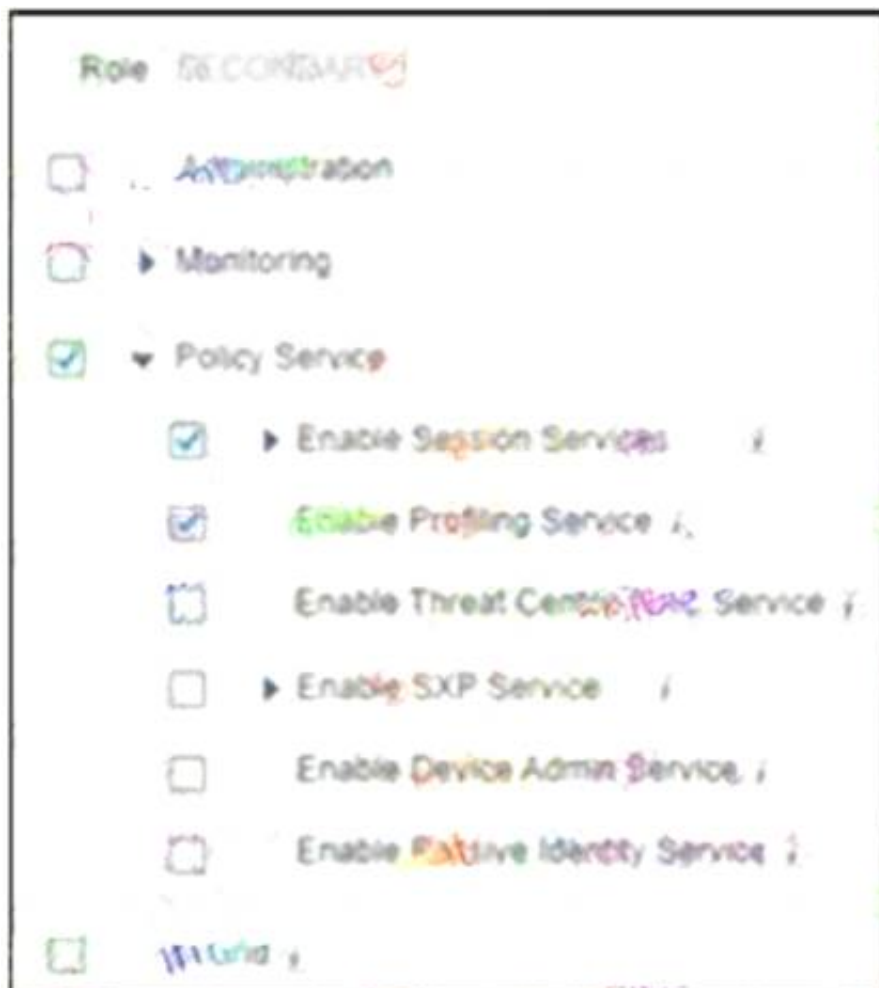
A)



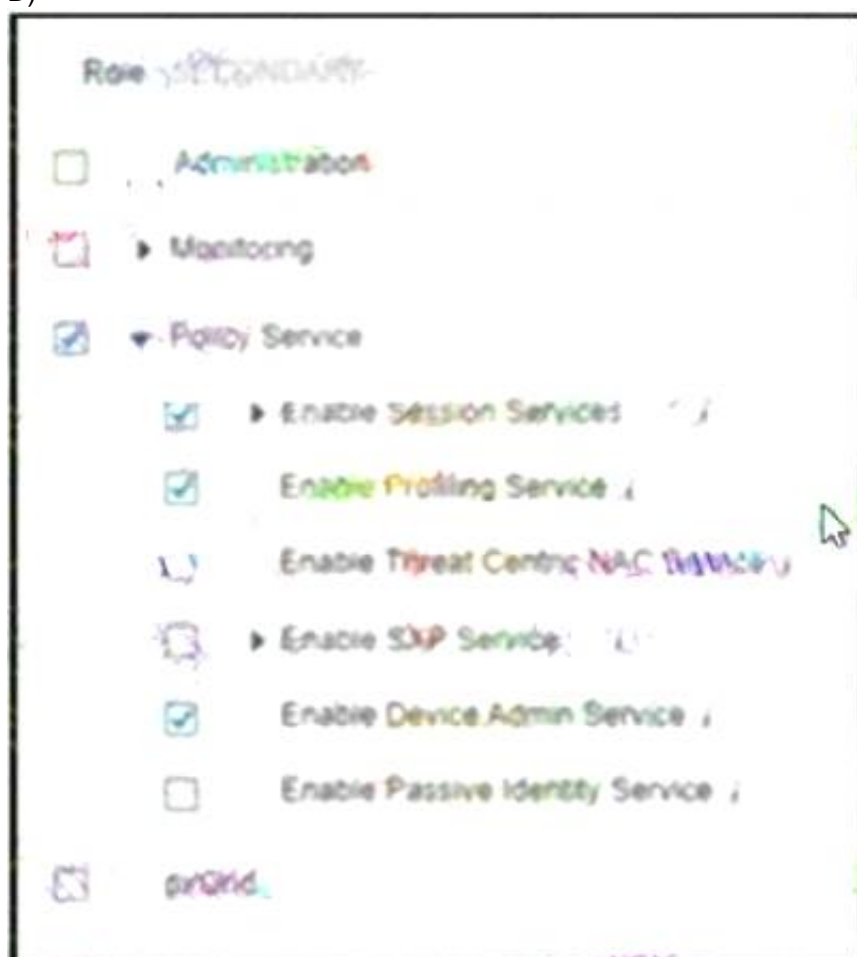
B)



C)



D)



- A. Option A
- B. Option B
- C. Option C
- D. Option D

Answer: D

NEW QUESTION 72

An organization is adding new profiling probes to the system to improve profiling on Oseo ISE. The probes must support a common network management protocol to receive information about the endpoints and the ports to which they are connected. What must be configured on the network device to accomplish this goal?

- A. ARP
- B. SNMP
- C. WCCP
- D. ICMP

Answer: B

Explanation:

<https://community.cisco.com/t5/security-documents/ise-profiling-design-guide/ta-p/3739456#toc-hId-79034313>

NEW QUESTION 74

Which two authentication protocols are supported by RADIUS but not by TACACS+? (Choose two.)

- A. MSCHAPv1
- B. PAP
- C. EAP
- D. CHAP
- E. MSCHAPV2

Answer: CE

NEW QUESTION 78

An engineer must configure Cisco ISE to provide internet access for guests in which guests are required to enter a code to gain network access. Which action accomplishes the goal?

- A. Configure the hotspot portal for guest access and require an access code.
- B. Configure the sponsor portal with a single account and use the access code as the password.
- C. Configure the self-registered guest portal to allow guests to create a personal access code.
- D. Create a BYOD policy that bypasses the authentication of the user and authorizes access codes.

Answer: A

NEW QUESTION 79

What are two requirements of generating a single signing in Cisco ISE by using a certificate provisioning portal, without generating a certificate request? (Choose two)

- A. Location the CSV file for the device MAC
- B. Select the certificate template
- C. Choose the hashing method
- D. Enter the common name
- E. Enter the IP address of the device

Answer: BD

Explanation:

<https://www.cisco.com/c/en/us/support/docs/security/identity-services-engine/200534-ISE-2-0-Certificate-Provi>

NEW QUESTION 81

An organization is hosting a conference and must make guest accounts for several of the speakers attending. The conference ended two days early but the guest accounts are still being used to access the network. What must be configured to correct this?

- A. Create an authorization rule denying sponsored guest access.
- B. Navigate to the Guest Portal and delete the guest accounts.
- C. Create an authorization rule denying guest access.
- D. Navigate to the Sponsor Portal and suspend the guest accounts.

Answer: D

NEW QUESTION 86

A new employee just connected their workstation to a Cisco IP phone. The network administrator wants to ensure that the Cisco IP phone remains online when the user disconnects their Workstation from the corporate network Which CoA configuration meets this requirement?

- A. Port Bounce
- B. Reauth
- C. NoCoA
- D. Disconnect

Answer: C

Explanation:

<https://ciscocustomer.lookbookhq.com/iseguidedjourney/ISE-profiling-design>

NEW QUESTION 91

Which command displays all 802 1X/MAB sessions that are active on the switch ports of a Cisco Catalyst switch?

- A. show authentication sessions output
- B. Show authentication sessions
- C. show authentication sessions interface Gi 1/0/x
- D. show authentication sessions interface Gi1/0/x output

Answer: B

NEW QUESTION 93

What must be configured on the Cisco ISE authentication policy for unknown MAC addresses/identities for successful authentication?

- A. pass

- B. reject
- C. drop
- D. continue

Answer: D

Explanation:

https://www.cisco.com/en/US/docs/security/ise/1.0/user_guide/ise10_man_id_stores.html

NEW QUESTION 94

An engineer is configuring 802.1X and wants it to be transparent from the users' point of view. The implementation should provide open authentication on the switch ports while providing strong levels of security for non-authenticated devices. Which deployment mode should be used to achieve this?

- A. closed
- B. low-impact
- C. open
- D. high-impact

Answer: B

Explanation:

<https://www.lookingpoint.com/blog/cisco-ise-wired-802.1x-deployment-monitormode#:~:text=Low%20im>

NEW QUESTION 95

An administrator is configuring posture assessment in Cisco ISE for the first time. Which two components must be uploaded to Cisco ISE to use Anyconnect for the agent configuration in a client provisioning policy? (Choose two.)

- A. Anyconnect network visibility module
- B. Anyconnect compliance module
- C. AnyConnectProfile.xml file
- D. AnyConnectProfile.xsd file
- E. Anyconnect agent image

Answer: BD

NEW QUESTION 99

A network engineer is configuring guest access and notices that when a guest user registers a second device for access, the first device loses access. What must be done to ensure that both devices for a particular user are able to access the guest network simultaneously?

- A. Configure the sponsor group to increase the number of logins.
- B. Use a custom portal to increase the number of logins
- C. Modify the guest type to increase the number of maximum devices
- D. Create an Adaptive Network Control policy to increase the number of devices

Answer: C

Explanation:

https://content.cisco.com/chapter.sjs?uri=/searchable/chapter/content/en/us/td/docs/security/ise/2-7/admin_guide

NEW QUESTION 103

A network security engineer needs to configure 802.1X port authentication to allow a single host to be authenticated for data and another single host to be authenticated for voice. Which command should the engineer run on the interface to accomplish this goal?

- A. authentication host-mode single-host
- B. authentication host-mode multi-auth
- C. authentication host-mode multi-host
- D. authentication host-mode multi-domain

Answer: D

NEW QUESTION 106

An engineer has been tasked with standing up a new guest portal for customers that are waiting in the lobby. There is a requirement to allow guests to use their social media logins to access the guest network to appeal to more customers. What must be done to accomplish this task?

- A. Create a sponsor portal to allow guests to create accounts using their social media logins.
- B. Create a sponsored guest portal and enable social media in the external identity sources.
- C. Create a self-registered guest portal and enable the feature for social media logins
- D. Create a hotspot portal and enable social media login for network access

Answer: C

NEW QUESTION 111

What is the maximum number of PSN nodes supported in a medium-sized deployment?

- A. three
- B. five

- C. two
- D. eight

Answer: B

NEW QUESTION 113

Which Cisco ISE deployment model provides redundancy by having every node in the deployment configured with the Administration. Policy Service, and Monitoring personas to protect from a complete node failure?

- A. distributed
- B. dispersed
- C. two-node
- D. hybrid

Answer: C

NEW QUESTION 117

An organization wants to implement 802.1X and is debating whether to use PEAP-MSCHAPv2 or PEAP-EAP-TLS for authentication. Drag the characteristics on the left to the corresponding protocol on the right.

uses username and password for authentication

uses certificates for authentication

changes credentials through the admin portal

supports fragmentation after the tunnel is established

uses the X.509 format

supports auto-enrollment for obtaining credentials

PEAP-MSCHAPv2

PEAP-EAP-TLS

- A. Mastered
- B. Not Mastered

Answer: A

Explanation:

PEAP-MSCHAPv2

uses username and password for authentication

changes credentials through the admin portal

supports fragmentation after the tunnel is established

PEAP-EAP-TLS

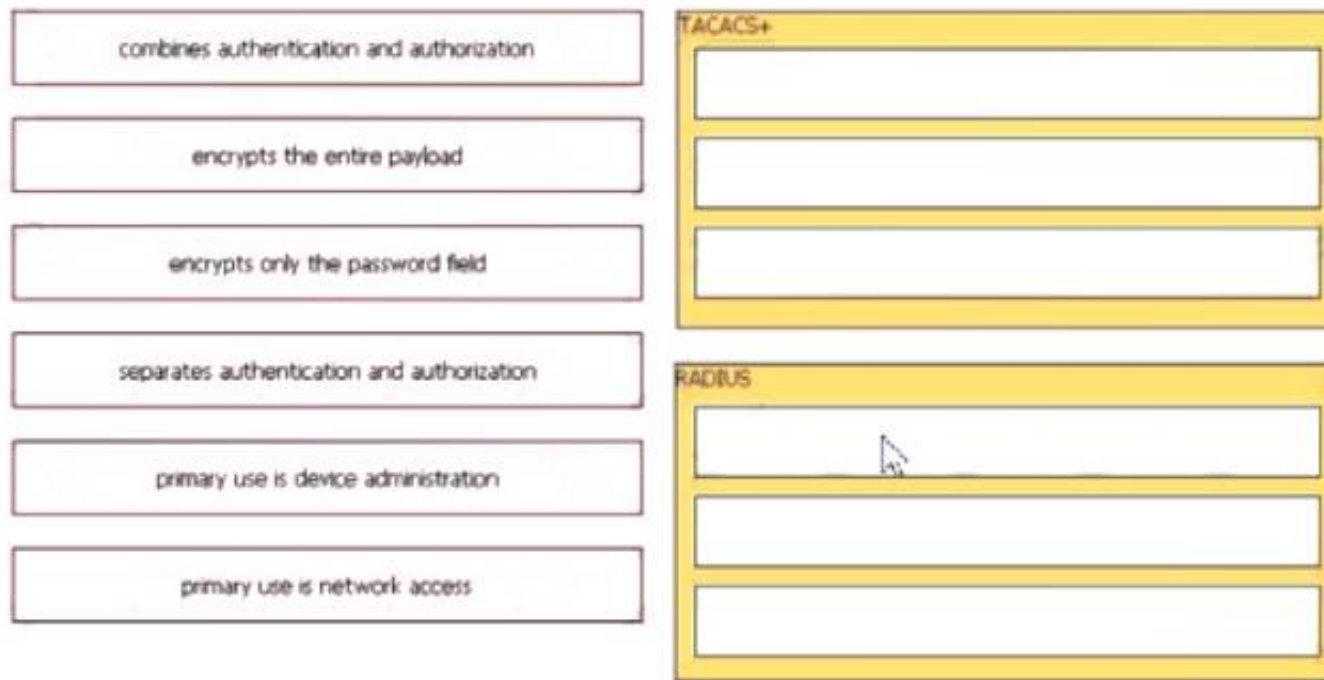
uses certificates for authentication

uses the X.509 format

supports auto-enrollment for obtaining credentials

NEW QUESTION 119

Drag and drop the description from the left onto the protocol on the right that is used to carry out system authentication, authentication, and accounting.



- A. Mastered
- B. Not Mastered

Answer: A

Explanation:

Graphical user interface, chart, application Description automatically generated
<https://www.mbne.net/tech-notes/aaa-tacacs-radius>

NEW QUESTION 124

What is an advantage of using EAP-TLS over EAP-MS-CHAPv2 for client authentication?

- A. EAP-TLS uses a username and password for authentication to enhance security, while EAP-MS-CHAPv2 does not.
- B. EAP-TLS secures the exchange of credentials, while EAP-MS-CHAPv2 does not.
- C. EAP-TLS uses a device certificate for authentication to enhance security, while EAP-MS-CHAPv2 does not.
- D. EAP-TLS uses multiple forms of authentication, while EAP-MS-CHAPv2 only uses one.

Answer: C

NEW QUESTION 129

Which two roles are taken on by the administration person within a Cisco ISE distributed environment? (Choose two.)

- A. backup
- B. secondary
- C. standby
- D. primary
- E. active

Answer: BD

NEW QUESTION 130

What is a difference between TACACS+ and RADIUS in regards to encryption?

- A. TACACS+ encrypts only the password, whereas RADIUS encrypts the username and password.
- B. TACACS+ encrypts the username and password, whereas RADIUS encrypts only the password.
- C. TACACS+ encrypts the password, whereas RADIUS sends the entire packet in clear text.
- D. TACACS+ encrypts the entire packet, whereas RADIUS encrypts only the password.

Answer: D

NEW QUESTION 132

An administrator is configuring a new profiling policy in Cisco ISE for a printer type that is missing from the profiler feed. The logical profile Printers must be used in the authorization rule and the rule must be hit. What must be done to ensure that this configuration will be successful?

- A. Create a new logical profile for the new printer policy
- B. Enable the EndPoints:EndPointPolicy condition in the authorization policy.
- C. Add the new profiling policy to the logical profile Printers.
- D. Modify the profiler conditions to ensure that it goes into the correct logical profile

Answer: B

NEW QUESTION 136

What occurs when a Cisco ISE distributed deployment has two nodes and the secondary node is deregistered?

- A. The primary node restarts
- B. The secondary node restarts.

- C. The primary node becomes standalone
- D. Both nodes restart.

Answer: D

Explanation:

https://www.cisco.com/c/en/us/td/docs/security/ise/1-1-1/installation_guide/ise_install_guide/ise_deploy.html if your deployment has two nodes and you deregister the secondary node, both nodes in this primary-secondary pair are restarted. (The former primary and secondary nodes become standalone.)

NEW QUESTION 139

What is a function of client provisioning?

- A. Client provisioning ensures that endpoints receive the appropriate posture agents.
- B. Client provisioning checks a dictionary attribute with a value.
- C. Client provisioning ensures an application process is running on the endpoint.
- D. Client provisioning checks the existence, date, and versions of the file on a client.

Answer: A

Explanation:

https://www.cisco.com/c/en/us/td/docs/security/ise/1-2/user_guide/ise_client_prov.html#:~:text=After%20

NEW QUESTION 140

A Cisco ISE server sends a CoA to a NAD after a user logs in successfully using CWA Which action does the CoA perform?

- A. It terminates the client session
- B. It applies the downloadable ACL provided in the CoA
- C. It applies new permissions provided in the CoA to the client session.
- D. It triggers the NAD to reauthenticate the client

Answer: B

Explanation:

<https://www.cisco.com/c/en/us/support/docs/security/identity-services-engine/115732-central-web-auth-00.html>
<https://www.cisco.com/c/en/us/support/docs/security/identity-services-engine/113362-config-web-auth-ise-00.ht>

NEW QUESTION 145

An administrator is manually adding a device to a Cisco ISE identity group to ensure that it is able to access the network when needed without authentication Upon testing, the administrator notices that the device never hits the correct authorization policy line using the condition EndPoints LogicalProfile EQUALS static_list Why is this occurring?

- A. The dynamic logical profile is overriding the statically assigned profile
- B. The device is changing identity groups after profiling instead of remaining static
- C. The logical profile is being statically assigned instead of the identity group
- D. The identity group is being assigned instead of the logical profile

Answer: C

NEW QUESTION 149

What gives Cisco ISE an option to scan endpoints for vulnerabilities?

- A. authorization policy
- B. authentication policy
- C. authentication profile
- D. authorization profile

Answer: A

NEW QUESTION 154

An administrator adds a new network device to the Cisco ISE configuration to authenticate endpoints to the network. The RADIUS test fails after the administrator configures all of the settings in Cisco ISE and adds the proper configurations to the switch. What is the issue"?

- A. The endpoint profile is showing as "unknown."
- B. The endpoint does not have the appropriate credentials for network access.
- C. The shared secret is incorrect on the switch or on Cisco ISE.
- D. The certificate on the switch is self-signed not a CA-provided certificate.

Answer: B

NEW QUESTION 158

What are the minimum requirements for deploying the Automatic Failover feature on Administration nodes in a distributed Cisco ISE deployment?

- A. a primary and secondary PAN and a health check node for the Secondary PAN
- B. a primary and secondary PAN and no health check nodes
- C. a primary and secondary PAN and a pair of health check nodes

D. a primary and secondary PAN and a health check node for the Primary PAN

Answer: D

NEW QUESTION 162

An administrator is configuring cisco ISE to authenticate users logging into network devices using TACACS+. The administrator is not seeing any of the authentication in the TACACS+ live logs. Which action ensures the users are able to log into the network devices?

- A. Enable the device administration service in the Administration persona
- B. Enable the session services in the administration persona
- C. Enable the service sessions in the PSN persona.
- D. Enable the device administration service in the PSN persona.

Answer: D

Explanation:

https://www.cisco.com/c/en/us/td/docs/security/ise/2-4/admin_guide/b_ISE_admin_guide_24/m_ise_tacacs_dev

NEW QUESTION 165

Which statement about configuring certificates for BYOD is true?

- A. An Android endpoint uses EST, whereas other operating systems use SCEP for enrollment
- B. The SAN field is populated with the end user name.
- C. An endpoint certificate is mandatory for the Cisco ISE BYOD
- D. The CN field is populated with the endpoint host name

Answer: C

NEW QUESTION 168

An administrator replaced a PSN in the distributed Cisco ISE environment. When endpoints authenticate to it, the devices are not getting the right profiles or attributes and as a result, are not hitting the correct policies. This was working correctly on the previous PSN. Which action must be taken to ensure the endpoints get identified?

- A. Verify that the MnT node is tracking the session.
- B. Verify the shared secret used between the switch and the PSN.
- C. Verify that the profiling service is running on the new PSN.
- D. Verify that the authentication request the PSN is receiving is not malformed.

Answer: C

NEW QUESTION 171

An engineer is configuring Cisco ISE to reprofile endpoints based only on new requests of INIT-REBOOT and SELECTING message types. Which probe should be used to accomplish this task?

- A. MMAP
- B. DNS
- C. DHCP
- D. RADIUS

Answer: C

NEW QUESTION 172

An administrator is configuring posture with Cisco ISE and wants to check that specific services are present on the workstations that are attempting to access the network. What must be configured to accomplish this goal?

- A. Create a registry posture condition using a non-OPSWAT API version.
- B. Create an application posture condition using a OPSWAT API version.
- C. Create a compound posture condition using a OPSWAT API version.
- D. Create a service posture condition using a non-OPSWAT API version.

Answer: D

NEW QUESTION 176

A Cisco device has a port configured in multi-authentication mode and is accepting connections only from hosts assigned the SGT of SGT_0422048549 The VLAN trunk link supports a maximum of 8 VLANS What is the reason for these restrictions?

- A. The device is performing inline tagging without acting as a SXP speaker
- B. The device is performing mime tagging while acting as a SXP speaker
- C. The IP subnet addresses are dynamically mapped to an SGT.
- D. The IP subnet addresses are statically mapped to an SGT

Answer: C

NEW QUESTION 181

.....

Thank You for Trying Our Product

We offer two products:

1st - We have Practice Tests Software with Actual Exam Questions

2nd - Questions and Answers in PDF Format

300-715 Practice Exam Features:

- * 300-715 Questions and Answers Updated Frequently
- * 300-715 Practice Questions Verified by Expert Senior Certified Staff
- * 300-715 Most Realistic Questions that Guarantee you a Pass on Your First Try
- * 300-715 Practice Test Questions in Multiple Choice Formats and Updates for 1 Year

100% Actual & Verified — Instant Download, Please Click
[Order The 300-715 Practice Test Here](#)