

Exam Questions AZ-104

Microsoft Azure Administrator (beta)

<https://www.2passeasy.com/dumps/AZ-104/>



NEW QUESTION 1

- (Exam Topic 1)

You discover that VM3 does NOT meet the technical requirements. You need to verify whether the issue relates to the NSGs. What should you use?

- A. Diagram in VNet1
- B. the security recommendations in Azure Advisor
- C. Diagnostic settings in Azure Monitor
- D. Diagnose and solve problems in Traffic Manager Profiles
- E. IP flow verify in Azure Network Watcher

Answer: E

Explanation:

Scenario: Litware must meet technical requirements including:

Ensure that VM3 can establish outbound connections over TCP port 8080 to the applications servers in the Montreal office.

IP flow verify checks if a packet is allowed or denied to or from a virtual machine. The information consists of direction, protocol, local IP, remote IP, local port, and remote port. If the packet is denied by a security group, the name of the rule that denied the packet is returned. While any source or destination IP can be chosen, IP flow verify helps administrators quickly diagnose connectivity issues from or to the internet and from or to the on-premises environment.

References:

<https://docs.microsoft.com/en-us/azure/network-watcher/network-watcher-ip-flow-verify-overview>

NEW QUESTION 2

- (Exam Topic 1)

You need to the appropriate sizes for the Azure virtual for Server2.

What should you do? To answer, select the appropriate options in the answer area. NOTE: Each correct selection is worth one point.

From the Azure portal:

▼

Create an Azure Migrate project.

Create a Recovery Services vault.

Upload a management certificate.

Create an Azure Import/Export job.

On Server2:

▼

Enable Hyper-V Replica.

Install the Azure File Sync agent.

Create a collector virtual machine.

Configure Hyper-V storage migration.

Install the Azure Site Recovery Provider.

- A. Mastered
- B. Not Mastered

Answer: A

Explanation:

Box 1: Create a Recovery Services vault

Create a Recovery Services vault on the Azure Portal. Box 2: Install the Azure Site Recovery Provider

Azure Site Recovery can be used to manage migration of on-premises machines to Azure. Scenario: Migrate the virtual machines hosted on Server1 and Server2 to Azure.

Server2 has the Hyper-V host role. References:

<https://docs.microsoft.com/en-us/azure/site-recovery/migrate-tutorial-on-premises-azure>

NEW QUESTION 3

- (Exam Topic 1)

You need to implement Role1.

Which command should you run before you create Role1? To answer, select the appropriate options in the answer area.

NOTE: Each correct selection is worth one point.

Answer Area

Find-RoleCapability
 Get-AzureADDirectoryRole
 Get-AzureRmRoleAssignment
 Get-AzureRmRoleDefinition

-Name "Reader" |

ConvertFrom-Json
 ConvertFrom-String
 ConvertTo-Json
 ConvertTo-Xml

- A. Mastered
 B. Not Mastered

Answer: A

Explanation:

Answer Area

Find-RoleCapability
 Get-AzureADDirectoryRole
 Get-AzureRmRoleAssignment
 Get-AzureRmRoleDefinition

-Name "Reader" |

ConvertFrom-Json
 ConvertFrom-String
 ConvertTo-Json
 ConvertTo-Xml

NEW QUESTION 4

- (Exam Topic 2)

You need to prepare the environment to meet the authentication requirements.

Which two actions should you perform? Each correct answer presents part of the solution.

NOTE: Each correct selection is worth one point.

- A. Allow inbound TCP port 8080 to the domain controllers in the Miami office.
 B. Add <http://autogon.microsoftazuread-sso.com> to the intranet zone of each client computer in the Miami office.
 C. Join the client computers in the Miami office to Azure AD.
 D. Install the Active Directory Federation Services (AD FS) role on a domain controller in the Miami office.
 E. Install Azure AD Connect on a server in the Miami office and enable Pass-through Authentication.

Answer: BE

Explanation:

B: You can gradually roll out Seamless SSO to your users. You start by adding the following Azure AD URL to all or selected users' Intranet zone settings by using Group Policy in Active Directory: <https://autologon.microsoftazuread-sso.com>

E: Seamless SSO works with any method of cloud authentication - Password Hash Synchronization or Pass-through Authentication, and can be enabled via Azure AD Connect.

References:

<https://docs.microsoft.com/en-us/azure/active-directory/hybrid/how-to-connect-sso-quick-start>

NEW QUESTION 5

- (Exam Topic 2)

You need to resolve the Active Directory issue. What should you do?

- A. From Active Directory Users and Computers, select the user accounts, and then modify the User Principal Name value.
 B. Run `ldfix.exe`, and then use the Edit action.
 C. From Active Directory Domains and Trusts, modify the list of UPN suffixes.
 D. From Azure AD Connect, modify the outbound synchronization rule.

Answer: B

Explanation:

IdFix is used to perform discovery and remediation of identity objects and their attributes in an on-premises Active Directory environment in preparation for migration to Azure Active Directory. IdFix is intended for the Active Directory administrators responsible for directory synchronization with Azure Active Directory.

Scenario: Active Directory Issue

Several users in `humongousinsurance.com` have UPNs that contain special characters. You suspect that some of the characters are unsupported in Azure AD.

References: <https://www.microsoft.com/en-us/download/details.aspx?id=36832>

NEW QUESTION 6

- (Exam Topic 4)

You plan to create an Azure virtual machine named VM1 that will be configured as shown in the following exhibit.

The planned disk configurations for VM1 are shown in the following exhibit.

Create a virtual machine

Changing Basic options may reset selections you have made. Review all options prior to creating the virtual machine.

Basics Disks Networking Management Advanced Tags Review + create











Create a virtual machine that runs Linux or Windows. Select an image from Azure marketplace or use your own customized image.
Complete the Basics tab then Review + create to provision a virtual machine with default parameters or review each tab for full customization.
Looking for classic VMs? [Create VM from Azure Marketplace](#)

Project details

Select the subscription to manage deployed resources and costs. Use resource groups like folders to organize and manage all your resources.

Subscription *  MyDev-Test Subscription 
Resource group *  RG1 
[Create new](#)

Instance details




Virtual machine name *  VM1 
Region *  (US) West US 2 
Availability options  No infrastructure redundancy required 
Image *  Windows Server 2016 Datacenter 
[Browse all public and private images](#)
Azure Spot instance  ☐ Yes ☒ No
Size *  **Standard DS1 v2**
1 vcpu, 3.5 GiB memory (ZAR 632.47/month)
[Change size](#)

The planned disk configurations for VM1 are shown in the following exhibit.

Basics Disks Networking Management Advanced Tags Review + create

Azure VMs have one operating system disk and a temporary disk for short-term storage. You can attach additional data disks. The size of the VM determines the type of storage you can use and the number of data disks allowed. [Learn more](#)

Disk options

OS disk type *  Standard HDD 
The selected VM size supports premium disks. We recommend Premium SSD for high IOPS workloads. Virtual machines with Premium SSD disks qualify for the 99.9% connectivity SLA.
Enable Ultra Disk compatibility  ☐ Yes ☒ No
Ultra Disks are only available when using Managed Disks.

Data disks

You can add and configure additional data disks for your virtual machine or attach existing disks. This VM also comes with a temporary disk.

 Adding unmanaged data disks is currently not supported at the time of VM creation. You can add them after the VM is created.

You need to ensure that VM1 can be created in an Availability Zone.

Which two settings should you modify? Each correct answer presents part of the solution. NOTE: Each correct selection is worth one point.

- A. Use managed disks
- B. Availability options
- C. OS disk type
- D. Size
- E. Image

Answer: AE

NEW QUESTION 7

- (Exam Topic 4)

Note: This question is part of a series of questions that present the same scenario. Each question in the series contains a unique solution that might meet the stated goals. Some question sets might have more than one correct solution, while others might not have a correct solution.

After you answer a question in this section, you will NOT be able to return to it. As a result, these questions will not appear in the review screen.

You have an Azure Active Directory (Azure AD) tenant named Adatum and an Azure Subscription named Subscription1. Adatum contains a group named Developers. Subscription1 contains a resource group named Dev.

You need to provide the Developers group with the ability to create Azure logic apps in the Dev resource group.

Solution: On Subscription1, you assign the DevTest Labs User role to the Developers group. Does this meet the goal?

- A. Yes
- B. No

Answer: B

Explanation:

DevTest Labs User role only lets you connect, start, restart, and shutdown virtual machines in your Azure DevTest Labs.

You would need the Logic App Contributor role. References:

<https://docs.microsoft.com/en-us/azure/role-based-access-control/built-in-roles> <https://docs.microsoft.com/en-us/azure/logic-apps/logic-apps-securing-a-logic-app>

NEW QUESTION 8

- (Exam Topic 4)

You have Azure subscription that includes following Azure file shares: You have the following on-premises servers:

You create a Storage Sync Service named Sync1 and an Azure File Sync group named Group1. Group1 uses share1 as a cloud endpoint.

You register Server1 and Server2 in Sync1. You add D:\Folder1 on Server1 as a server endpoint of Group1. For each of the following statements, select Yes if the statement is true. Otherwise, select No.

NOTE: Each correct selection is worth one point.

Statements	Yes	No
share2 can be added as a cloud endpoint for Group1	<input type="radio"/>	<input type="radio"/>
E:\Folder2 on Server1 can be added as a server endpoint for Group1	<input type="radio"/>	<input type="radio"/>
D:\Data on Server2 can be added as a server endpoint for Group1	<input type="radio"/>	<input type="radio"/>

- A. Mastered
- B. Not Mastered

Answer: A

Explanation:

Box 1: No

Group1 already has a cloud endpoint named Share1.

A sync group must contain one cloud endpoint, which represents an Azure file share and one or more server endpoints.

Box 2: Yes

Yes, one or more server endpoints can be added to the sync group. Box 3: Yes

Yes, one or more server endpoints can be added to the sync group. References:

<https://docs.microsoft.com/en-us/azure/storage/files/storage-sync-files-deployment-guide>

NEW QUESTION 9

- (Exam Topic 4)

Note: This question is part of a series of questions that present the same scenario. Each question in the series contains a unique solution that might meet the stated goals. Some question sets might have more than one correct solution, while others might not have a correct solution.

After you answer a question in this section, you will NOT be able to return to it. As a result, these questions will not appear in the review screen.

You have a computer named Computer1 that has a point-to-site VPN connection to an Azure virtual network named VNet1. The point-to-site connection uses a self-signed certificate.

From Azure, you download and install the VPN client configuration package on a computer named Computer2.

You need to ensure that you can establish a point-to-site VPN connection to VNet1 from Computer2. Solution: On Computer2, you set the Startup type for the IPsec Policy Agent service to Automatic.

Does this meet the goal?

- A. Yes
- B. No

Answer: B

Explanation:

Instead export the client certificate from Computer1 and install the certificate on Computer2.

Note: Each client computer that connects to a VNet using Point-to-Site must have a client certificate installed. You generate a client certificate from the self-signed root certificate, and then export and install the client certificate. If the client certificate is not installed, authentication fails.

References:

<https://docs.microsoft.com/en-us/azure/vpn-gateway/vpn-gateway-certificates-point-to-site>

NEW QUESTION 10

- (Exam Topic 4)

You have an Azure Active Directory (Azure AD) tenant named adatum.com that contains the users shown in the following table.

Name	Role
User1	None
User2	Global administrator
User3	Cloud device administrator
User4	Intune administrator

Adatum.com has the following configurations: Users may join devices to Azure AD is set to User1.

Additional local administrators on Azure AD joined devices is set to None.

You deploy Windows 10 to a computer named Computer. User1 joins Computer1 to adatum.com. You need to identify which users are added to the local Administrators group on Computer1.

- A. User1 only
- B. User1, User2, and User3 only
- C. User1 and User2 only
- D. User1, User2, User3, and User4
- E. User2 only

Answer: C

Explanation:

Users may join devices to Azure AD - This setting enables you to select the users who can register their devices as Azure AD joined devices. The default is All.

Additional local administrators on Azure AD joined devices - You can select the users that are granted local administrator rights on a device. Users added here are added to the Device Administrators role in Azure AD. Global administrators, here User2, in Azure AD and device owners are granted local administrator rights by default.

References:

<https://docs.microsoft.com/en-us/azure/active-directory/devices/device-management-azure-portal>

NEW QUESTION 10

- (Exam Topic 4)

You have an Azure virtual machine named VM1 that runs Windows Server 2019. You sign in to VM1 as a user named User 1 and perform the following actions:

- * Create files on drive C.
- * Create files on drive O.
- * Modify the screen saver timeout.
- * Change the desktop background. You plan to redeploy VM1.

Which changes will be lost after you redeploy VM1?

- A. the modified screen saver timeout
- B. the new desktop background
- C. the new files on drive
- D. The new files on drive C

Answer: D

NEW QUESTION 13

- (Exam Topic 4)

You have an Azure policy as shown in the following exhibit.

SCOPE

* Scope ([Learn more about setting the scope](#))

Subscription 1 

Exclusions

Subscription 1/ContosoRG1 

BASICS

* Policy definition

Not allowed resource types

* Assignment name 

Not allowed resource types

Assignment ID

/subscriptions/3eb8d0b6-ce3b-4ce0-a631-9f5321bedabb/providers/Microsoft.Authorization/policyAssignments/0e6fb866b854f54accae2a9

Description

Assigned by:

admin1@contoso.com

PARAMETERS

* Not allowed resource types 

Microsoft.Sql/servers 

What is the effect of the policy?

Which of the following statements are true?

- A. You can create Azure SQL servers in ContosoRG1.
- B. You are prevented from creating Azure SQL servers anywhere in Subscription 1.
- C. You are prevented from creating Azure SQL Servers in ContosoRG1 only.
- D. You can create Azure SQL servers in any resource group within Subscription 1.

Answer: A

Explanation:

You are prevented from creating Azure SQL servers anywhere in Subscription 1 with the exception of ContosoRG1

NEW QUESTION 17

- (Exam Topic 4)

You have an azure subscription that contain a virtual named VNet1. VNet1. contains four subnets named Gateway, perimeter, NVA, and production. The NVA contain two network virtual appliance (NVAs) that will network traffic inspection between the perimeter subnet and the production subnet. You need to implement an Azure load balancer for the NVAs. The solution must meet the following requirements:

- > The NVAs must run in an active-active configuration that uses automatic failover.
- > The NVA must load balance traffic to two services on the Production subnet. The services have different IP addresses

Which three actions should you perform? Each correct answer presents parts of the solution. NOTE: Each correct selection is worth one point.

- A. Add two load balancing rules that have HA Ports enabled and Floating IP disabled.
- B. Deploy a standard load balancer.
- C. Add a frontend IP configuration, two backend pools, and a health prob.
- D. Add a frontend IP configuration, a backend pool, and a health probe.
- E. Add two load balancing rules that have HA Ports and Floating IP enabled.
- F. Deploy a basic load balancer.

Answer: BCE

Explanation:

A standard load balancer is required for the HA ports.

-Two backend pools are needed as there are two services with different IP addresses.

-Floating IP rule is used where backend ports are reused.

NEW QUESTION 18

- (Exam Topic 4)

You have an Azure subscription that contains an Azure Active Directory (Azure AD) tenant named adatum.com. The tenant contains 500 user accounts. You deploy Microsoft Office 365. You configure Office 365 to use the user accounts in adatum.com. You configure 60 users to connect to mailboxes in Microsoft Exchange Online. You need to ensure that the 60 users use Azure Multi-Factor Authentication (MFA) to connect to the Exchange Online mailboxes. The solution must only affect connections to the Exchange Online mailboxes. What should you do?

- A. From the multi-factor authentication page, configure the Multi-Factor Auth status for each user
- B. From Azure Active Directory admin center, create a conditional access policy
- C. From the multi-factor authentication page, modify the verification options
- D. From the Azure Active Directory admin center, configure an authentication method

Answer: A

Explanation:

Reference:

<https://docs.microsoft.com/en-us/azure/active-directory/authentication/howto-mfa-userstates>

NEW QUESTION 23

- (Exam Topic 4)

You have an Azure subscription that contains the resources in the following table.

Name	Type	Details
VNet1	Virtual network	<i>Not applicable</i>
Subnet1	Subnet	Hosted on VNet1
VM1	Virtual machine	On Subnet1
VM2	Virtual machine	On Subnet1

VM1 and VM2 are deployed from the same template and host line-of-business applications accessed by using Remote Desktop. You configure the network security group (NSG) shown in the exhibit. (Click the Exhibit button.)

→ Move

🗑 Delete

Resource group (change)

ProductionRG

Location

North Europe

Subscription (change)

Production subscription

Subscription ID

14d26092-8e42-4ea7-b770-9dcef70fb1ea

Tags (change)

Click here to add tags

Security rules

1 inbound, 1 outbound

Associated with

0 subnets, 0 network interfaces

Inbound security rules

PRIORITY	NAME	PORT	PROTOCOL	SOURCE	DESTINATION	ACTION
1500	Port_80	80	TCP	Internet	Any	Deny
65000	AllowVnetInBound	Any	Any	VirtualNetwork	VirtualNetwork	Allow
65001	AllowAzureLoadBalancerInBound	Any	Any	AzureLoadBalancer	Any	Allow
65500	DenyAllBound	Any	Any	Any	Any	Deny

Outbound security rules

PRIORITY	NAME	PORT	PROTOCOL	SOURCE	DESTINATION	ACTION
1000	DenyWebSites	80	TCP	Any	Internet	Deny
65000	AllowVnetOutBound	Any	Any	VirtualNetwork	VirtualNetwork	Allow
65001	AllowInternetOutBound	Any	Any	Any	Internet	Allow
65500	DenyAllOutBound	Any	Any	Any	Any	Deny

You need to prevent users of VM1 and VM2 from accessing websites on the Internet. What should you do?

- A. Associate the NSG to Subnet1.
- B. Disassociate the NSG from a network interface.
- C. Change the DenyWebSites outbound security rule.
- D. Change the Port_80 inbound security rule.

Answer: A

Explanation:

You can associate or dissociate a network security group from a network interface or subnet.

The NSG has the appropriate rule to block users from accessing the Internet. We just need to associate it with Subnet1.

References: <https://docs.microsoft.com/en-us/azure/virtual-network/manage-network-security-group>

NEW QUESTION 25

- (Exam Topic 4)

You create an App Service plan named App1 and an Azure web app named webapp1. You discover that the option to create a staging slot is unavailable. You need to create a staging slot for App1.

What should you do first?

- A. From webapp1, modify the Application settings.
- B. From webapp1, add a custom domain.
- C. From App1, scale up the App Service plan.
- D. From App1, scale out the App Service plan.

Answer: C

Explanation:

<https://docs.microsoft.com/en-us/azure/app-service/manage-scale-up>

NEW QUESTION 30

- (Exam Topic 4)

You have an Azure subscription that contains an Azure Directory (Azure AD) tenant named contoso.com. The tenant is synced to the on-premises Active Directory domain. The domain contains the users shown in the following table.

Name	Role
SecAdmin1	Security administrator
BillAdmin1	Billing administrator
User1	Reports reader

You enable self-service password reset (SSPR) for all users and configure SSPR to have the following authentication methods:

- Number of methods required to reset: 2
- Methods available to users: Mobile phone, Security questions
- Number of questions required to register: 3
- Number of questions required to reset: 3 You select the following security questions:
- What is your favorite food?
- In what city was your first job?
- What was the name of your first pet?

For each of the following statements, select Yes if the statement is true. Otherwise, select No. NOTE: Each correct selection is worth one point.

Answer Area	Statements	Yes	No
	SecAdmin1 must answer the following question if he wants to reset his password: In what city was your first job?	<input type="radio"/>	<input type="radio"/>
	BillAdmin1 must answer the following question if he wants to reset his password: What is your favorite food?	<input type="radio"/>	<input type="radio"/>
	User1 must answer the following question if he wants to reset his password: What was the name of your first pet?	<input type="radio"/>	<input type="radio"/>

- A. Mastered
- B. Not Mastered

Answer: A

Explanation:

Box 1: No

Administrator accounts are special accounts with elevated permissions. To secure them, the following restrictions apply to changing passwords of administrators:

On-premises enterprise administrators or domain administrators cannot reset their password through

Self-service password reset (SSPR). They can only change their password in their on-premises environment. Thus, we recommend not syncing on-prem AD admin accounts to Azure AD.

An administrator cannot use secret Questions & Answers as a method to reset password. Box 2: Yes

Self-service password reset (SSPR) is an Azure Active Directory feature that enables employees to reset their passwords without needing to contact IT staff.

Box 3: Yes References:

<https://docs.microsoft.com/en-us/azure/active-directory/authentication/howto-sspr-deployment>

NEW QUESTION 34

- (Exam Topic 4)

You have an Azure subscription that contains a user account named User1.

You need to ensure that User1 can assign a policy to the tenant root management group. What should you do?

- A. Assign the Owner role to User1, and then instruct User1 to configure access management for Azure resources.
- B. Assign the Global administrator role to User1, and then instruct User1 to configure access management for Azure resources.
- C. Assign the Global administrator role to User1, and then modify the default conditional access policies.
- D. Assign the Owner role to User1, and then modify the default conditional access policies.

Answer: A

NEW QUESTION 35

- (Exam Topic 4)

You have an Azure subscription that contains the storage accounts shown in the following table.

Name	Kind	Performance	Replication	Access tier
Storage1	Storage (general purpose v1)	Premium	Geo-redundant storage (GRS)	None
Storage2	StorageV2 (general purpose v2)	Standard	Locally-redundant storage (LRS)	Cool
Storage3	StorageV2 (general purpose v2)	Premium	Read-access geo-redundant storage (RA-GRS)	Hot
Storage4	BlobStorage	Standard	Locally-redundant storage (LRS)	Hot

You need to identify which storage account can be converted to zone-redundant storage (ZRS) replication by requesting a live migration from Azure support. What should you identify?

- A. Storage1
- B. Storage2
- C. Storage3
- D. Storage4

Answer: B

Explanation:

ZRS currently supports standard general-purpose v2, FileStorage and BlockBlobStorage storage account types.

NEW QUESTION 38

- (Exam Topic 4)

Note: This question is part of a series of questions that present the same scenario. Each question in the series contains a unique solution that might meet the stated goals. Some question sets might have more than one correct solution, while others might not have a correct solution.

After you answer a question in this section, you will NOT be able to return to it. As a result, these questions will not appear in the review screen.

You have an Azure subscription that contains the following resources:

- > A virtual network that has a subnet named Subnet1
- > Two network security groups (NSGs) named NSG-VM1 and NSG-Subnet1
- > A virtual machine named VM1 that has the required Windows Server configurations to allow Remote Desktop connections

NSG-Subnet1 has the default inbound security rules only.

NSG-VM1 has the default inbound security rules and the following custom inbound security rule:

- > Priority: 100
- > Source: Any
- > Source port range: *
- > Destination: *
- > Destination port range: 3389
- > Protocol: UDP
- > Action: Allow

VM1 connects to Subnet1. NSG1-VM1 is associated to the network interface of VM1. NSG-Subnet1 is associated to Subnet1.

You need to be able to establish Remote Desktop connections from the internet to VM1.

Solution: You add an inbound security rule to NSG-Subnet1 that allows connections from the Any source to the VirtualNetwork destination for port range 3389 and uses the TCP protocol. You remove NSG-VM1 from the network interface of VM1.

Does this meet the goal?

- A. Yes
- B. No

Answer: B

Explanation:

The default port for RDP is TCP port 3389. A rule to permit RDP traffic must be created automatically when you create your VM.

Note on NSG-Subnet1: Azure routes network traffic between all subnets in a virtual network, by default. References:

<https://docs.microsoft.com/en-us/azure/virtual-machines/troubleshooting/troubleshoot-rdp-connection>

NEW QUESTION 43

- (Exam Topic 4)

You have an Azure subscription that contains a storage account named account1.

You plan to upload the disk files of a virtual machine to account1 from your on-premises network. The on-premises network uses a public IP address space of 131.107.1.0/24.

You plan to use the disk files to provision an Azure virtual machine named VM1. VM1 will be attached to a virtual network named VNet1. VNet1 uses an IP address space of 192.168.0.0/24.

You need to configure account1 to meet the following requirements:

- Ensure that you can upload the disk files to account1.
- Ensure that you can attach the disks to VM1.
- Prevent all other access to account1.

Which two actions should you perform? Each correct selection presents part of the solution.

NOTE: Each correct selection is worth one point.

- A. From the Firewalls and virtual networks blade of account1, add the 131.107.1.0/24 IP address range.
- B. From the Firewalls and virtual networks blade of account1, select Selected networks.
- C. From the Firewalls and virtual networks blade of account1, add VNet1.
- D. From the Firewalls and virtual networks blade of account1, select Allow trusted Microsoft services to access this storage account.
- E. From the Service endpoints blade of VNet1, add a service endpoint.

Answer: BE

Explanation:

B: By default, storage accounts accept connections from clients on any network. To limit access to selected networks, you must first change the default action. Azure portal

- Navigate to the storage account you want to secure.
- Click on the settings menu called Firewalls and virtual networks.
- To deny access by default, choose to allow access from 'Selected networks'. To allow traffic from all networks, choose to allow access from 'All networks'.
- Click Save to apply your changes. E: Grant access from a Virtual Network

Storage accounts can be configured to allow access only from specific Azure Virtual Networks.

By enabling a Service Endpoint for Azure Storage within the Virtual Network, traffic is ensured an optimal route to the Azure Storage service. The identities of the virtual network and the subnet are also transmitted with each request.

References: <https://docs.microsoft.com/en-us/azure/storage/common/storage-network-security>

NEW QUESTION 44

- (Exam Topic 4)

You have an Azure virtual machine named VM1. Azure collects events from VM1.

You are creating an alert rule in Azure Monitor to notify an administrator when an error is logged in the System event log of VM1.

You need to specify which resource type to monitor.

What should you specify?

- A. metric alert
- B. Azure Log Analytics workspace
- C. virtual machine
- D. virtual machine extension

Answer: D

Explanation:

Azure Monitor can collect data directly from your Azure virtual machines into a Log Analytics workspace for detailed analysis and correlation. Installing the Log Analytics VM extension for Windows and Linux allows Azure Monitor to collect data from your Azure VMs.

Reference:

<https://docs.microsoft.com/en-us/azure/azure-monitor/learn/quick-collect-azurevm>

NEW QUESTION 46

- (Exam Topic 4)

You have an Azure Active Directory (Azure AD) tenant named contosocloud.onmicrosoft.com. Your company has a public DNS zone for contoso.com.

You add contoso.com as a custom domain name to Azure AD. You need to ensure that Azure can verify the domain name. Which type of DNS record should you create?

- A. PTR
- B. MX
- C. NSEC3
- D. RRSIG

Answer: B

NEW QUESTION 51

- (Exam Topic 4)

You have the Azure virtual machines shown in the following table.

Name	IP address	Connected to
VM1	10.1.0.4	VNET1/Subnet1
VM2	10.1.10.4	VNET1/Subnet2
VM3	172.16.0.4	VNET2/SubnetA
VM4	10.2.0.8	VNET3/SubnetB

A DNS service is install on VM1.
You configure the DNS server settings for each virtual network as shown in the following exhibit.



You need to ensure that all the virtual machines can resolve DNS names by using the DNS service on VM1. What should you do?

- A. Add service endpoints on VNET2 and VNET3.
- B. Configure peering between VNET1, VNET2, and VNET3.
- C. Configure a conditional forwarder on VM1
- D. Add service endpoints on VNET1.

Answer: C

Explanation:

Reference:

https://docs.microsoft.com/en-us/azure/virtual-network/virtual-networks-name-resolution-for-vms-and-role-insta

NEW QUESTION 53

- (Exam Topic 4)

You manage two Azure subscriptions named Subscription1 and Subscription2. Subscription1 has the following virtual networks:

Name	Address space	Location
VNET1	10.10.10.0/24	West Europe
VNET2	172.16.0.0/16	West US

The virtual networks contain the following subnets:

Name	Address space	Location
Subnet11	10.10.10.0/24	VNET1
Subnet21	172.16.0.0/18	VNET2
Subnet22	172.16.128.0/18	VNET2

Subscription2 contains the following virtual network:

- > Name: VNETA
- > Address space: 10.10.128.0/17
- > Location: Canada Central

VNETA contains the following subnets:

Name	Address range
SubnetA1	10.10.130.0/24
SubnetA2	10.10.131.0/24

For each of the following statements, select Yes if the statement is true. Otherwise, select No.

NOTE: Each correct selection is worth one point.

Statements	Yes	No
A Site-to-Site connection can be established between VNET1 and VNET2.	<input type="radio"/>	<input type="radio"/>
VNET1 and VNET2 can be peered.	<input type="radio"/>	<input type="radio"/>
VNET1 and VNETA can be peered.	<input type="radio"/>	<input type="radio"/>

- A. Mastered
- B. Not Mastered

Answer: A

Explanation:

Box 1: Yes

With VNet-to-VNet you can connect Virtual Networks in Azure across Different regions. Box 2: Yes

Azure supports the following types of peering:

Virtual network peering: Connect virtual networks within the same Azure region. Global virtual network peering: Connecting virtual networks across Azure regions.

Box 3: No

The virtual networks you peer must have non-overlapping IP address spaces. References:

<https://azure.microsoft.com/en-us/blog/vnet-to-vnet-connecting-virtual-networks-in-azure-across-different-regio> <https://docs.microsoft.com/en-us/azure/virtual-network/virtual-network-manage-peering#requirements-and-cons>

NEW QUESTION 56

- (Exam Topic 4)

You plan to use the Azure Import/Export service to copy files to a storage account.

Which two files should you create before you prepare the drives for the import job? Each correct answer presents part of the solution.

NOTE: Each correct selection is worth one point.

- A. an XML manifest file
- B. a driveset CSV file
- C. a dataset CSV file
- D. a PowerShell PS1 file
- E. a JSON configuration file

Answer: BC

Explanation:

B: Modify the driveset.csv file in the root folder where the tool resides.

C: Modify the dataset.csv file in the root folder where the tool resides. Depending on whether you want to import a file or folder or both, add entries in the dataset.csv file

References: <https://docs.microsoft.com/en-us/azure/storage/common/storage-import-export-data-to-files>

NEW QUESTION 58

- (Exam Topic 4)

You create a virtual machine scale set named Scale1. Scale1 is configured as shown in the following exhibit.

INSTANCES

* Instance count ⓘ

4

✓

* Instance size (View full pricing details) ⓘ

DS1_v2 (1 vCPU, 3.5 GB)

✓

Deploy as low priority ⓘ

No

Yes

Use managed disks ⓘ

No

Yes

+ Show advanced settings

AUTOSCALE

Autoscale ⓘ

Disabled

Enabled

* Minimum number of VMs ⓘ

2

✓

* Maximum number of VMs ⓘ

20

✓

Scale out

* CPU threshold (%) ⓘ

80

✓

* Number of VMs to increase by ⓘ

2

✓

Scale in

* CPU threshold (%) ⓘ

30

✓

* Number of VMs to decrease by ⓘ

4

✓

Use the drop-down menus to select the answer choice that completes each statement based on the information presented in the graphic.

If Scale1 is utilized at 85 percent for six minutes, Scale1 will be running [answer choice].

2 virtual machines

4 virtual machines

6 virtual machines

10 virtual machines

20 virtual machines

If Scale1 is first utilized at 25 percent for six minutes, and then utilized at 50 percent for six minutes, Scale1 will be running [answer choice].

2 virtual machines

4 virtual machines

6 virtual machines

10 virtual machines

20 virtual machines

- A. Mastered
- B. Not Mastered

Answer: A

Explanation:

Box 1:
The Autoscale scale out rule increases the number of VMs by 2 if the CPU threshold is 80% or higher. The initial instance count is 4 and rises to 6 when the 2 extra instances of VMs are added.
Box 2:
The Autoscale scale in rule decreases the number of VMs by 4 if the CPU threshold is 30% or lower. The initial instance count is 4 and thus cannot be reduced to 0 as the minimum instances is set to 2. Instances are only added when the CPU threshold reaches 80%.
References:
<https://docs.microsoft.com/en-us/azure/azure-monitor/platform/autoscale-overview> <https://docs.microsoft.com/en-us/azure/azure-monitor/platform/autoscale-best-practices> <https://docs.microsoft.com/en-us/azure/azure-monitor/platform/autoscale-common-scale-patterns>

NEW QUESTION 59

- (Exam Topic 4)
You have an Azure Linux virtual machine that is protected by Azure Backup. One week ago, two files were deleted from the virtual machine. You need to restore the deleted files to an on-premises computer as quickly as possible. Which four actions should you perform in sequence? To answer, move the appropriate actions from the list of actions to the answer area and arrange them in the correct order.

Actions

Mount a VHD.

Copy the files by using File Explorer.

Download and run a script.

Select a restore point.

Copy the files by using AZCopy.

From the Azure portal, click **Restore VM** from the vault.

From the Azure portal, click **File Recovery** from the vault.

Answer Area

- A. Mastered
- B. Not Mastered

Answer: A

Explanation:

To restore files or folders from the recovery point, go to the virtual machine and choose the desired recovery point.
Step 0. In the virtual machine's menu, click Backup to open the Backup dashboard. Step 1. In the Backup dashboard menu, click File Recovery.
Step 2. From the Select recovery point drop-down menu, select the recovery point that holds the files you want. By default, the latest recovery point is already

selected.

Step 3: To download the software used to copy files from the recovery point, click Download Executable (for Windows Azure VM) or Download Script (for Linux Azure VM, a python script is generated).

Step 4: Copy the files by using AzCopy

AzCopy is a command-line utility designed for copying data to/from Microsoft Azure Blob, File, and Table storage, using simple commands designed for optimal performance. You can copy data between a file system and a storage account, or between storage accounts.

References:

<https://docs.microsoft.com/en-us/azure/backup/backup-azure-restore-files-from-vm> <https://docs.microsoft.com/en-us/azure/storage/common/storage-use-azcopy>

NEW QUESTION 63

- (Exam Topic 4)

You have a sync group that has the endpoints shown in the following table.

Name	Type
Endpoint1	Cloud endpoint
Endpoint2	Server endpoint
Endpoint3	Server endpoint

Cloud tiering is enabled for Endpoint3.

You add a file named File1 to Endpoint1 and a file named File2 to Endpoint2.

You need to identify on which endpoints File1 and File2 will be available within 24 hours of adding the files. What should you identify? To answer, select the appropriate options in the answer area.

NOTE: Each correct selection is worth one point.

File1: ▼

Endpoint1 only
Endpoint3 only
Endpoint2 and Endpoint3 only
Endpoint1, Endpoint2, and Endpoint3

File2: ▼

Endpoint1 only
Endpoint3 only
Endpoint2 and Endpoint3 only
Endpoint1, Endpoint2, and Endpoint3

- A. Mastered
- B. Not Mastered

Answer: A

Explanation:

File1: Endpoint3 only

Cloud Tiering: A switch to enable or disable cloud tiering. When enabled, cloud tiering will tier files to your Azure file shares. This converts on-premises file shares into a cache, rather than a complete copy of the dataset, to help you manage space efficiency on your server. With cloud tiering, infrequently used or accessed files can be tiered to Azure Files.

File2: Endpoint1, Endpoint2, and Endpoint3 References:

<https://docs.microsoft.com/en-us/azure/storage/files/storage-sync-cloud-tiering>

NEW QUESTION 66

- (Exam Topic 4)

You have an Azure subscription that contains the following users in an Azure Active Directory tenant named contoso.onmicrosoft.com:

Name	Role	Scope
User1	Global administrator	Azure Active Directory
User2	Global administrator	Azure Active Directory
User3	User administrator	Azure Active Directory
User4	Owner	Azure Subscription

User1 creates a new Azure Active Directory tenant named external.contoso.onmicrosoft.com. You need to create new user accounts in external.contoso.com.onmicrosoft.com.

Solution: You instruct User1 to create the user accounts.

- A. Yes
- B. No

Answer: A

Explanation:

Only a global administrator can add users to this tenant. References:

<https://docs.microsoft.com/en-us/azure/devops/organizations/accounts/add-users-to-azure-ad>

NEW QUESTION 71

- (Exam Topic 4)

Note: This question is part of a series of questions that present the same scenario. Each question in the series contains a unique solution that might meet the stated goals. Some question sets might have more than one correct solution, while others might not have a correct solution.

After you answer a question in this section, you will NOT be able to return to it. As a result, these questions will not appear in the review screen.

You have an Azure subscription that contains the following resources:

- A virtual network that has a subnet named Subnet1
- Two network security groups (NSGs) named NSG-VM1 and NSG-Subnet1
- A virtual machine named VM1 that has the required Windows Server configurations to allow Remote Desktop connections

NSG-Subnet1 has the default inbound security rules only.

NSG-VM1 has the default inbound security rules and the following custom inbound security rule:

- Priority: 100
- Source: Any
- Source port range: *
- Destination: *
- Destination port range: 3389
- Protocol: UDP
- Action: Allow

VM1 connects to Subnet1. NSG1-VM1 is associated to the network interface of VM1. NSG-Subnet1 is associated to Subnet1.

You need to be able to establish Remote Desktop connections from the internet to VM1.

Solution: You add an inbound security rule to NSG-Subnet1 that allows connections from the Internet source to the VirtualNetwork destination for port range 3389 and uses the UDP protocol.

Does this meet the goal?

- A. Yes
- B. No

Answer: B

NEW QUESTION 72

- (Exam Topic 4)

You have an Azure Active Directory (Azure AD) tenant named contoso.com. Multi-factor authentication (MFA) is enabled for all users.

You need to provide users with the ability to bypass MFA for 10 days on devices to which they have successfully signed in by using MFA.

What should you do?

- A. From the multi-factor authentication page, configure the users' settings.
- B. From Azure AD, create a conditional access policy.
- C. From the multi-factor authentication page, configure the service settings.
- D. From the MFA blade in Azure AD, configure the MFA Server settings.

Answer: C

Explanation:

Enable remember Multi-Factor Authentication

- Sign in to the Azure portal.
- On the left, select Azure Active Directory > Users.
- Select Multi-Factor Authentication.
- Under Multi-Factor Authentication, select service settings.
- On the Service Settings page, manage remember multi-factor authentication, select the Allow users to remember multi-factor authentication on devices they trust option.
- Select Save.

References:

<https://docs.microsoft.com/en-us/azure/active-directory/authentication/howto-mfa-mfasettings>

NEW QUESTION 74

- (Exam Topic 4)

You have an Azure subscription named Subcription1 that contains a resource group named RG1. In RG1. you create an internal load balancer named LB1 and a public load balancer named 162.

You need to ensure that an administrator named Admin 1 can manage LB1 and LB2. The solution must follow the principle of least privilege.

Which role should you assign to Admin1 for each task? To answer, select the appropriate options in the answer area.

NOTE: Caen correct selection is worth one point.

Answer Area

To add a backend pool to LB1:

Contributor on LB1

Network Contributor on LB1

Network Contributor on RG1

Owner on LB1

These are the selections for To add a backend pool to LB1.

To add a health probe to LB2:

Contributor on LB2

Network Contributor on LB2

Network Contributor on RG1

Owner on LB2

These are the selections for To add a health probe to LB2.

- A. Mastered
- B. Not Mastered

Answer: A

Explanation:

Answer Area

To add a backend pool to LB1:

Contributor on LB1

Network Contributor on LB1

Network Contributor on RG1

Owner on LB1

These are the selections for To add a backend pool to LB1.

To add a health probe to LB2:

Contributor on LB2

Network Contributor on LB2

Network Contributor on RG1

Owner on LB2

These are the selections for To add a health probe to LB2.

NEW QUESTION 79

- (Exam Topic 4)

You have an Azure virtual machine named VM1 and a Recovery Services vault named Vault1. You create a backup Policy1 as shown in the exhibit. (Click the Exhibit tab.)

Policy1

Associated items

Delete

Save

Discard

Backup schedule

* Frequency

Daily

* Time

2:00 AM

* Timezone

(UTC) Coordinated Universal Time

Retention range

☒ Retention of daily backup point.

* At

2:00 AM

For

5

Day(s)

☒ Retention of weekly backup point.

* On

Sunday

* At

2:00 AM

For

20

Week(s)

☒ Retention of monthly backup point.

Week Based

Day Based

* On

2

* At

2:00 AM

For

24

Month(s)

☒ Retention of yearly backup point.

Week Based

Day Based

* In

January

* On

9

* At

2:00 AM

For

5

Year(s)

You configure the backup of VM1 to use Policy1 on Thursday, January 1. You need to identify the number of available recovery points for VM1. How many recovery points are available on January 8 and on January 15? To answer, select the appropriate options in the answer area. NOTE: Each correct selection is worth one point.

Passing Certification Exams Made Easy

visit - https://www.2PassEasy.com

January 8 at 14:00:

	▼
5	
6	
8	
9	

January 15 at 14:00:

	▼
5	
8	
17	
19	

- A. Mastered
- B. Not Mastered

Answer: A

Explanation:

Box 1: 6
 4 daily + 1 weekly + monthly Box 2: 8
 4 daily + 2 weekly + monthly + yearly

NEW QUESTION 80

- (Exam Topic 4)

Note: This question is part of a series of questions that present the same scenario. Each question in the series contains a unique solution that might meet the stated goals. Some question sets might have more than one correct solution, while others might not have a correct solution.

After you answer a question in this section, you will NOT be able to return to it. As a result, these questions will not appear in the review screen.

You have an Azure Active Directory (Azure AD) tenant named Adatum and an Azure Subscription named Subscription1. Adatum contains a group named Developers. Subscription1 contains a resource group named Dev.

You need to provide the Developers group with the ability to create Azure logic apps in the Dev resource group.

Solution: On Dev, you assign the Contributor role to the Developers group. Does this meet the goal?

- A. Yes
- B. No

Answer: B

Explanation:

The Logic App Contributor role lets you manage logic app, but not access to them. It provides access to view, edit, and update a logic app.

References:

<https://docs.microsoft.com/en-us/azure/role-based-access-control/built-in-roles> <https://docs.microsoft.com/en-us/azure/logic-apps/logic-apps-securing-a-logic-app>

NEW QUESTION 82

- (Exam Topic 4)

You have an Azure subscription named Subscription1 that contains the resources shown in the following table.

Name	Type	Location	Resource group
RG1	Resource group	West US	<i>Not applicable</i>
RG2	Resource group	West US	<i>Not applicable</i>
Vault1	Recovery Services vault	Central US	RG1
Vault2	Recovery Services vault	West US	RG2
VM1	Virtual machine	Central US	RG2
storage1	Storage account	West US	RG1
SQL1	Azure SQL database	East US	RG2

In storage1, you create a blob container named blob1 and a file share named share1.

Which resources can be backed up to Vault1 and Vault2? To answer, select the appropriate options in the answer area.

NOTE: Each correct selection is worth one point.

Can use Vault1 for backups:

▼

VM1 only

VM1 and share1 only

VM1 and SQL1 only

VM1, storage1, and SQL1 only

VM1, blob1, share1, and SQL1

Can use Vault2 for backups:

▼

storage1 only

share1 only

VM1 and share1 only

blob1 and share1 only

storage1 and SQL1 only

- A. Mastered
 B. Not Mastered

Answer: A

Explanation:

Box 1: VM1 only

VM1 is in the same region as Vault1. File1 is not in the same region as Vault1.

SQL is not in the same region as Vault1. Blobs cannot be backup up to service vaults.

Note: To create a vault to protect virtual machines, the vault must be in the same region as the virtual machines.

Box 2: Share1 only.

Storage1 is in the same region (West USA) as Vault2. Share1 is in Storage1.

Note: After you select Backup, the Backup pane opens and prompts you to select a storage account from a list of discovered supported storage accounts. They're either associated with this vault or present in the same region as the vault, but not yet associated to any Recovery Services vault.

References:

<https://docs.microsoft.com/bs-cyrl-ba/azure/backup/backup-create-rs-vault> <https://docs.microsoft.com/en-us/azure/backup/backup-afs>

NEW QUESTION 85

- (Exam Topic 4)

You have an Azure subscription that contains an Azure Storage account named storage1 and the users shown in the following table.

Name	Member of
User1	Group1
User2	Group2
User3	Group1

You plan to monitor storage1 and to configure email notifications for the signals shown in the following table.

Name	Type	Users to notify
Ingress	Metric	User1 and User3 only
Egress	Metric	User1 only
Delete storage account	Activity log	User1, User2, and User3
Restore blob ranges	Activity log	User1 and User3 only

You need to identify the minimum number of alert rules and action groups required for the planned monitoring.

How many alert rules and action groups should you identify? To answer, select the appropriate options in the answer area.

NOTE: Each correct selection is worth one point.

Alert rules:

1

2

3

4

Action groups:

1

2

3

4

- A. Mastered

B. Not Mastered

Answer: A

Explanation:



NEW QUESTION 87

- (Exam Topic 4)

Note: This question is part of a series of questions that present the same scenario. Each question in the series contains a unique solution that might meet the stated goals. Some question sets might have more than one correct solution, while others might not have a correct solution.

After you answer a question in this section, you will NOT be able to return to it. As a result, these questions will not appear in the review screen.

You have a computer named Computer1 that has a point-to-site VPN connection to an Azure virtual network named VNet1. The point-to-site connection uses a self-signed certificate.

From Azure, you download and install the VPN client configuration package on a computer named Computer2.

You need to ensure that you can establish a point-to-site VPN connection to VNet1 from Computer2. Solution: You export the client certificate from Computer1 and install the certificate on Computer2. Does this meet this goal?

A. Yes

B. No

Answer: A

Explanation:

Each client computer that connects to a VNet using Point-to-Site must have a client certificate installed. You generate a client certificate from the self-signed root certificate, and then export and install the client certificate. If the client certificate is not installed, authentication fails.

References:

<https://docs.microsoft.com/en-us/azure/vpn-gateway/vpn-gateway-certificates-point-to-site>

NEW QUESTION 88

- (Exam Topic 4)

You have an Azure subscription named Subscription1 that contains the resources shown in the following table.

Name	Type	Region	Resource group
RG1	Resource group	West Europe	<i>Not applicable</i>
RG2	Resource group	North Europe	<i>Not applicable</i>
Vault1	Recovery Services vault	West Europe	RG1

You create virtual machines in Subscription1 as shown in the following table.

Name	Resource group	Region	Operating system
VM1	RG1	West Europe	Windows Server 2016
VM2	RG1	North Europe	Windows Server 2016
VM3	RG2	West Europe	Windows Server 2016
VMA	RG1	West Europe	Ubuntu Server 18.04
VMB	RG1	North Europe	Ubuntu Server 18.04
VMC	RG2	West Europe	Ubuntu Server 18.04

You plan to use Vault1 for the backup of as many virtual machines as possible. Which virtual machines can be backed up to Vault1?

- A. VM1, VM3, VMA, and VMC only
- B. VM1 and VM3 only
- C. VM1, VM2, VM3, VMA, VMB, and VMC
- D. VM1 only
- E. VM3 and VMC only

Answer: A

Explanation:

To create a vault to protect virtual machines, the vault must be in the same region as the virtual machines. If you have virtual machines in several regions, create a

Recovery Services vault in each region.

References:

<https://docs.microsoft.com/bs-cyrl-ba/azure/backup/backup-create-rs-vault>

NEW QUESTION 92

.....

THANKS FOR TRYING THE DEMO OF OUR PRODUCT

Visit Our Site to Purchase the Full Set of Actual AZ-104 Exam Questions With Answers.

We Also Provide Practice Exam Software That Simulates Real Exam Environment And Has Many Self-Assessment Features. Order the AZ-104 Product From:

<https://www.2passeasy.com/dumps/AZ-104/>

Money Back Guarantee

AZ-104 Practice Exam Features:

- * AZ-104 Questions and Answers Updated Frequently
- * AZ-104 Practice Questions Verified by Expert Senior Certified Staff
- * AZ-104 Most Realistic Questions that Guarantee you a Pass on Your FirstTry
- * AZ-104 Practice Test Questions in Multiple Choice Formats and Updatesfor 1 Year