

# Exam Questions MD-101

Managing Modern Desktops (beta)

<https://www.2passeasy.com/dumps/MD-101/>



### NEW QUESTION 1

- (Exam Topic 1)

What should you use to meet the technical requirements for Azure DevOps?

- A. An app protection policy
- B. Windows Information Protection (WIP)
- C. Conditional access
- D. A device configuration profile

**Answer:** C

#### Explanation:

References:

<https://docs.microsoft.com/en-us/azure/devops/organizations/accounts/manage-conditional-access?view=azure-devops>

### NEW QUESTION 2

- (Exam Topic 1)

You need to recommend a solution to meet the device management requirements.

What should you include in the recommendation? To answer, select the appropriate options in the answer area. NOTE: Each correct selection is worth one point.

**For the Research department employees:**

<input type="checkbox"/>	An app configuration policy
<input type="checkbox"/>	An app protection policy
<input type="checkbox"/>	Azure information Protection
<input type="checkbox"/>	iOS app provisioning profiles

**For the Sales department employees:**

<input type="checkbox"/>	An app configuration policy
<input type="checkbox"/>	An app protection policy
<input type="checkbox"/>	Azure information Protection
<input type="checkbox"/>	iOS app provisioning profiles

- A. Mastered
- B. Not Mastered

**Answer:** A

#### Explanation:

Reference:

<https://github.com/MicrosoftDocs/IntuneDocs/blob/master/intune/app-protection-policy.md> <https://docs.microsoft.com/en-us/azure/information-protection/configure-usage-rights#do-not-forward-option-fo>

### NEW QUESTION 3

- (Exam Topic 1)

You need to capture the required information for the sales department computers to meet the technical requirements.

Which Windows PowerShell command should you run first?

- A. Install-Module WindowsAutoPilotIntune
- B. Install-Script Get-WindowsAutoPilotInfo
- C. Import-AutoPilotCSV
- D. Get-WindowsAutoPilotInfo

**Answer:** A

#### Explanation:

References:

<https://docs.microsoft.com/en-us/windows/deployment/windows-autopilot/existing-devices>

### NEW QUESTION 4

- (Exam Topic 2)

To which devices do Policy1 and Policy2 apply? To answer, select the appropriate options in the answer area. NOTE: Each correct selection is worth one point.

Policy1:

Device1 only
Device2 only
Device3 only
Device4 only
Device2 and Device3 only
Device1 and Device3 only
Device1, Device2, and Device 3

Policy2:

Device1 only
Device2 only
Device3 only
Device4 only
Device2 and Device3 only
Device1 and Device3 only
Device1, Device2, and Device 3

- A. Mastered
- B. Not Mastered

Answer: A

Explanation:

Reference:

<https://docs.microsoft.com/en-us/intune/device-profile-assign>

#### NEW QUESTION 5

- (Exam Topic 2)

What is the maximum number of devices that User1 and User2 can enroll in Intune? To answer, select the appropriate options in the answer area.

NOTE: Each correct selection is worth one point.

User1 can enroll a maximum of:

5 devices
10 devices
15 devices
1,000 devices
An unlimited number of devices

User2 can enroll a maximum of:

5 devices
10 devices
15 devices
1,000 devices
An unlimited number of devices

- A. Mastered
- B. Not Mastered

Answer: A

Explanation:

User1 can enroll a maximum of:

5 devices
10 devices
15 devices
1,000 devices
An unlimited number of devices

User2 can enroll a maximum of:

5 devices
10 devices
15 devices
1,000 devices
An unlimited number of devices

### NEW QUESTION 6

- (Exam Topic 3)

Your network contains an Active Directory domain named constoso.com that is synced to Microsoft Azure Active Directory (Azure AD). All computers are enrolled in Microsoft Intune.

The domain contains the computers shown in the following table.

Name	Operating system
Computer1	Windows 8.1 Enterprise
Computer2	Windows 10 Enterprise without the latest feature update
Computer3	Windows 10 Enterprise without the latest feature update

You are evaluating which Intune actions you can use to reset the computers to run Windows 10 Enterprise with the latest update.

Which computers can you reset by using each action? To answer, select the appropriate options in the answer area.

NOTE: Each correct selection is worth one point.

Fresh Start action:

Computer1 only
Computer2 only
Computer3 only
Computer2 and Computer3 only
Computer1, Computer2, and Computer3

Wipe action:

Computer1 only
Computer2 only
Computer3 only
Computer2 and Computer3 only
Computer1, Computer2, and Computer3

- A. Mastered
- B. Not Mastered

Answer: A

Explanation:

Reference:

<https://docs.microsoft.com/en-us/intune/device-fresh-start> <https://docs.microsoft.com/en-us/intune/devices-wipe>

### NEW QUESTION 7

- (Exam Topic 3)

Your company uses Microsoft Intune to manage devices. You need to ensure that only Android devices that use Android work profiles can enroll in Intune.

Which two configurations should you perform in the device enrollment restrictions? Each correct answer presents part of the solution.

NOTE: each correct selection is worth one point.

- A. From Select platforms, set Android work profile to Allow.
- B. From Configure platforms, set Android Personally Owned to Block.
- C. From Configure platforms, set Android Personally Owned to Allow.
- D. From Select platforms, set Android to Block.

Answer: AD

Explanation:

<https://docs.microsoft.com/en-us/Intune/enrollment-restrictions-set>



#### NEW QUESTION 8

- (Exam Topic 3)

Your network contains an Active Directory domain that is synced to Microsoft Azure Active Directory (Azure AD).

You have a Microsoft 365 subscription.

You create a conditional access policy for Microsoft Exchange Online.

You need to configure the policy to prevent access to Exchange Online unless is connecting from a device that is hybrid Azure AD-joined.

Which settings should you configure?

- A. Locations
- B. Device platforms
- C. Sign-in risk
- D. Device state

**Answer:** D

#### Explanation:

Reference:

<https://docs.microsoft.com/en-us/azure/active-directory/conditional-access/conditions#device-state>

#### NEW QUESTION 9

- (Exam Topic 3)

You have 200 computers that run Windows 10. The computers are joined to Microsoft Azure Active Directory (AD) and enrolled in Microsoft Intune.

You need to enable self-service password reset on the sign-in screen. Which settings should you configure from the Microsoft Intune blade?

- A. Device configuration
- B. Device compliance
- C. Device enrollment
- D. Conditional access

**Answer:** A

#### Explanation:

References:

<https://docs.microsoft.com/en-us/azure/active-directory/authentication/tutorial-sspr-windows>

#### NEW QUESTION 10

- (Exam Topic 3)

Note: This question is part of a series of questions that present the same scenario. Each question in the series contains a unique solution that might meet the stated goals. Some question sets might have more than one correct solution, while others might not have a correct solution.

After you answer a question in this section, you will NOT be able to return to it. As a result, these questions will not appear in the review screen.

Your company uses Windows AutoPilot to configure the computer settings of computers issued to users. A user named User1 has a computer named Computer1 that runs Windows 10. User1 leaves the company. You plan to transfer the computer to a user named User2.

You need to ensure that when User2 first starts the computer, User2 is prompted to select the language setting and to agree to the license agreement.

Solution: You perform a remote Windows AutoPilot Reset. Does this meet the goal?

- A. Yes
- B. No

**Answer:** B

#### Explanation:

<https://docs.microsoft.com/en-us/windows/deployment/windows-autopilot/windows-autopilot-reset-remote>

#### NEW QUESTION 10

- (Exam Topic 3)





Your company has a Microsoft Azure Active Directory (Azure AD) tenant.

The company uses Microsoft Intune to manage iOS, Android, and Windows 10 devices.

The company plans to purchase 1,000 iOS devices. Each device will be assigned to a specific user.

You need to ensure that the new iOS devices are enrolled automatically in Intune when the assigned user signs in for the first time.

Which three actions should you perform in sequence? To answer, move the appropriate actions from the list of actions to the answer area and arrange them in the correct order.

Actions	Answer Area
Create a device compliance policy.	
Add a Device Enrollment Program (DEP) token.	
Assign an enrollment profile.	
Create a device enrollment manager (DEM) account.	
Create a Windows AutoPilot self-deploying deployment profile.	
Create an Apple enrollment profile.	

- A. Mastered
- B. Not Mastered

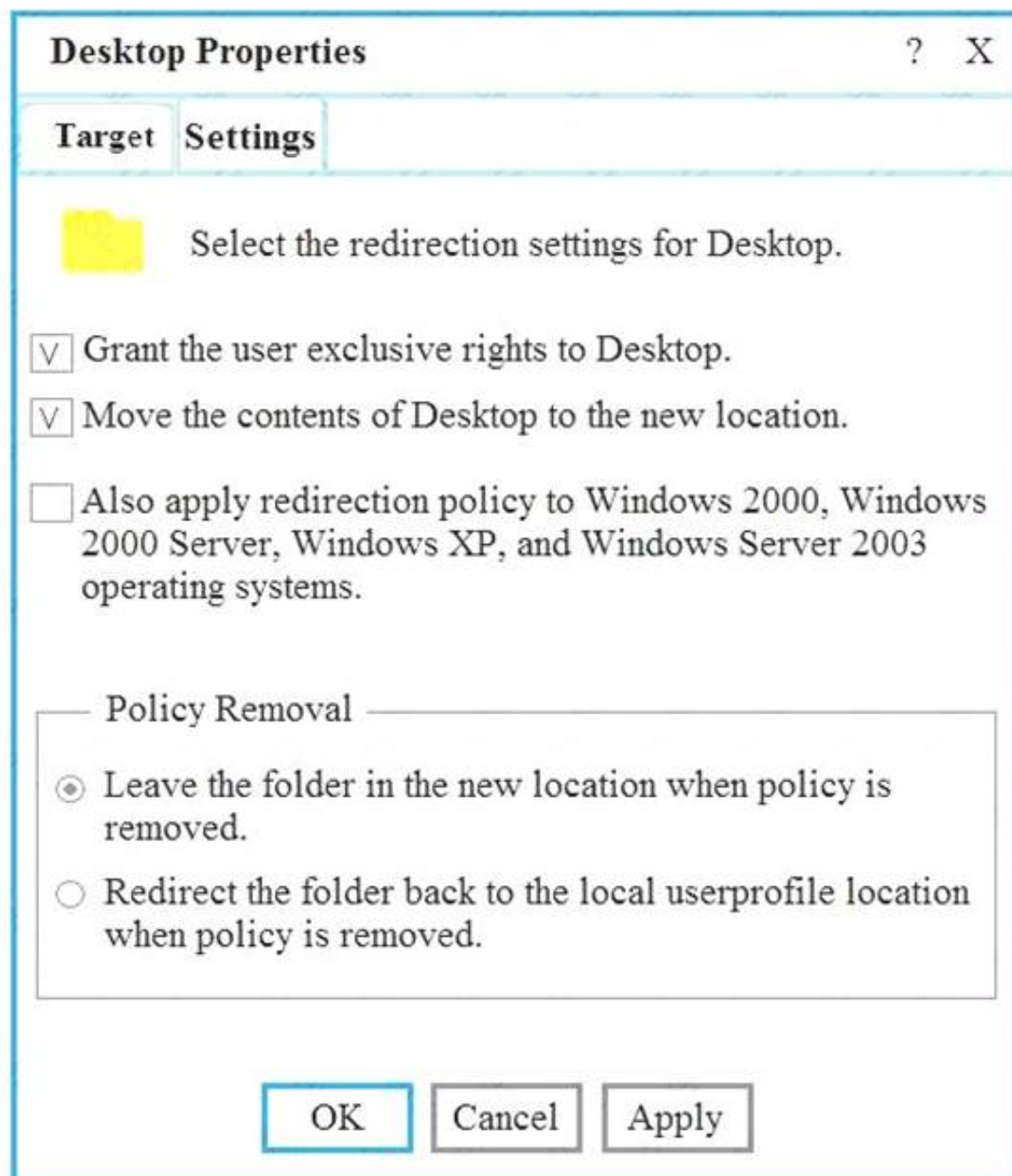
Answer: A

Explanation:

Reference:  
https://docs.microsoft.com/en-us/intune/device-enrollment-program-enroll-ios

NEW QUESTION 14

- (Exam Topic 3)  
Your network contains an Active Directory domain named contoso.com. The domain contains 200 computers that run Windows 10. Folder Redirection for the Desktop folder is configured as shown in the following exhibit.



The target is set to Server1.

You plan to use known folder redirection in Microsoft OneDrive for Business.

You need to ensure that the desktop content of users remains on their desktop when you implement known folder redirection.

Which two actions should you perform? Each correct answer presents part of the solution. NOTE: Each correct selection is worth one point.

- A. Clear the Grant the user exclusive rights to Desktop check box.
- B. Change the Policy Removal setting.
- C. Disable Folder Redirection.
- D. Clear the Move the contents of Desktop to the new location check box.

**Answer:** AB

**Explanation:**

References:

<https://docs.microsoft.com/en-us/onedrive/redirect-known-folders>

#### NEW QUESTION 18

- (Exam Topic 3)

You have a Microsoft Azure Log Analytics workplace that collects all the event logs from the computers at your company.

You have a computer named Computer1 that runs Windows 10. You need to view the events collected from Computer1.

Which query should you run in Log Analytics?

- A. Event| where Computer == "Computer1"
- B. ETWEvent| where SourceSystem == "Computer1"
- C. ETWEvent| where Computer == "Computer1"
- D. Event| where SourceSystem == "Computer1"

**Answer:** A

**Explanation:**

Reference:

<https://docs.microsoft.com/en-us/azure/azure-monitor/platform/data-sources-windows-events>

#### NEW QUESTION 23

- (Exam Topic 3)

Your company has an infrastructure that has the following:

- ▶ A Microsoft 365 tenant
- ▶ An Active Directory forest
- ▶ Microsoft Store for Business
- ▶

- ☐ A Key Management Service (KMS) server
- ☒ A Windows Deployment Services (WDS) server
- ☒ A Microsoft Azure Active Directory (Azure AD) Premium tenant

The company purchases 100 new computers that run Windows 10.

You need to ensure that the new computers are joined automatically to Azure AD by using Windows AutoPilot.

What should you use? To answer, select the appropriate options in the answer area. NOTE: Each correct selection is worth one point.

Management tool:

<input type="checkbox"/>
Azure Active Directory admin center
Microsoft Store for Business
Volume Activation Management Tool console
Windows Deployment Services console

Required information from each computer:

<input type="checkbox"/>
Device serial number and hardware hash
MAC address and computer name
Volume License Key and computer name

- A. Mastered
- B. Not Mastered

**Answer:** A

**Explanation:**

Reference:

<https://docs.microsoft.com/en-us/intune/enrollment-autopilot>

#### NEW QUESTION 24

- (Exam Topic 3)

You have 200 computers that run Windows 10. The computers are joined to Microsoft Azure Active Directory (Azure AD) and enrolled in Microsoft Intune.

You redirect Windows known folders to Microsoft OneDrive for Business. Which folder will be included in the redirection?

- A. Saved Games
- B. Documents
- C. Music
- D. Downloads

**Answer:** B

**Explanation:**

Reference:

<https://docs.microsoft.com/en-us/onedrive/redirect-known-folders>

#### NEW QUESTION 28

- (Exam Topic 3)

You have 10 computers that run Windows 7 and have the following configurations:

- ☒ A single MBR disk
- ☒ A disabled TPM chip
- ☒ Disabled hardware virtualization
- ☒ UEFI firmware running in BIOS mode
- ☒ Enabled Data Execution Prevention (DEP)

You plan to upgrade the computers to Windows 10.

You need to ensure that the computers can use Secure Boot.

Which two actions should you perform? Each correct answer presents part of the solution.

NOTE: Each correct selection is worth one point.

- A. Convert the MBR disk to a GPT disk
- B. Enable the TPM chip.
- C. Disable DEP
- D. Enable hardware virtualization
- E. Convert the firmware from BIOS to UEFI.

**Answer:** AE

**Explanation:**

Reference:

<https://docs.microsoft.com/en-us/windows-hardware/manufacture/desktop/boot-to-uefi-mode-or-legacy-biosmod>



#### NEW QUESTION 30

- (Exam Topic 3)

You manage 1,000 computers that run Windows 10. All the computers are enrolled in Microsoft Intune. You manage the servicing channel settings of the computers by using Intune.

You need to review the servicing status of a computer. What should you do?

- A. From Device configuration- Profiles, view the device status.
- B. From Device compliance, view the device compliance.
- C. From Software updates, view the audit logs.
- D. From Software updates, view the Per update ring deployment state.

**Answer:** D

#### **Explanation:**

References:

<https://docs.microsoft.com/en-us/intune/windows-update-compliance-reports>

#### NEW QUESTION 35

.....

## THANKS FOR TRYING THE DEMO OF OUR PRODUCT

Visit Our Site to Purchase the Full Set of Actual MD-101 Exam Questions With Answers.

We Also Provide Practice Exam Software That Simulates Real Exam Environment And Has Many Self-Assessment Features. Order the MD-101 Product From:

<https://www.2passeasy.com/dumps/MD-101/>

## Money Back Guarantee

### MD-101 Practice Exam Features:

- \* MD-101 Questions and Answers Updated Frequently
- \* MD-101 Practice Questions Verified by Expert Senior Certified Staff
- \* MD-101 Most Realistic Questions that Guarantee you a Pass on Your FirstTry
- \* MD-101 Practice Test Questions in Multiple Choice Formats and Updatesfor 1 Year