

HP

Exam Questions HPE0-V14

Building HPE Hybrid IT Solutions



NEW QUESTION 1
- (Exam Topic 1)
Refer to the exhibit.

Qty	Product#	Product Description
1	868703-B21	HPE ProLiant DL380Gen10 8SFF Configure-to-order Server
1	868703-B21 B19	HPE DL380 Gen10 8SFF CTO Server
1	826860-L21	HPE DL380 Gen10 Intel Xeon-Gold 6144 (3.5GHz/8-core/150W) FIO Processor Kit
1	826860-B21	HPE DL380 Gen10 Intel Xeon-Gold 6144 (3.5GHz/8-core/150W) Processor Kit
12	815100-B21	HPE 32GB (1x32GB) Dual Rank x4 DDR4-2666 CAS-19-19-19 Registered Smart Memory Kit
2	870757-B21	HPE 600GB SAS 12G Enterprise 15K SFF(2.5in) SC 3yr Wty Digitally Signed Firmware HDD
2	727055-B21	HPE Ethernet 10Gb 2-port 562SFP+ Adapter
1	P01366-B21	HPE 96W SmartStorage Battery (up to 20 Devices) with 145mm Cable Kit
1	804331-B21	HPE Smart Array P408i-a SR Gen10 (8 Internal Lanes/2GB Cache) 12G SAS Modular Controller
2	865408-B21	HPE 500W Flex Slot Platinum Hot Plug Low Halogen Power Supply Kit
1	BD505A	HPE iLO Advanced 1-server License umep 3yr Support on iLO Licensed Features
1	P8B31A	HPE OneView w/o iLO including 3yr 24x7 Support 1-server FIO LTU
1	733660-B21	HPE 2U Small Form Factor Easy Install Rail Kit

A customer needs a server with four 10Gb network adapters. They need it to be configured for the best possible network throughput. Given the BOM in the exhibit, what do you need to add to this server to meet the customer requirement?

- A. Workload Accelerator
- B. SSD Drives
- C. Smart Storage Hybrid Capacitor
- D. Secondary Riser Kit

Answer: C

NEW QUESTION 2
- (Exam Topic 1)
Match each characteristic to the correct storage type.

Answer Area

DL

ML

maximum 2 processors

maximum 4 processors

rack optimized

tower or rack

- A. Mastered
- B. Not Mastered

Answer: A

Explanation:

Answer Area

DL

DL

ML

ML

DL

ML

maximum 2 processors

maximum 4 processors

rack optimized

tower or rack

NEW QUESTION 3

- (Exam Topic 1)

A customer requires a management solution that will provide email notifications if hardware errors occur on their servers. Which management solution provides this functionality?

- A. UEFI System Configuration
- B. iLO Advanced Edition
- C. HPE SUM
- D. HPE SUT

Answer: B

NEW QUESTION 4

- (Exam Topic 1)

A customer has a new virtual environment. They selected HPE servers for the environment in order to achieve better performance for their applications. Which HPE feature enables the customer to achieve this server performance improvement?

- A. embedded application
- B. workload performance advisor
- C. workload profile
- D. Active Health System

Answer: B

NEW QUESTION 5

- (Exam Topic 1)

What should you configure to limit the scope of broadcast domains in an Ethernet network?

- A. Trunks
- B. VSAN
- C. Static ARP
- D. VLAN

Answer: D

NEW QUESTION 6

- (Exam Topic 1)

A customer is considering an upgrade of their networking infrastructure with HPE FlexFabric 5940 series switch. Match the fan tray option with the airflow direction.

Answer Area

Front to back

Back to front

HPE 58x0AF Power-to-Port Airflow Fan Tray

HPE 58x0AF Port-to-Port Airflow Fan Tray

HPE X711 Port-to-Power Airflow High Volume Fan Tray

HPE X712 Power-to-Port Airflow High Volume Fan Tray

- A. Mastered
- B. Not Mastered

Answer: A

Explanation:

Passing Certification Exams Made Easy

visit - <https://www.surepassexam.com>

Answer Area

	Back to front	HPE 58x0AF Power-to-Port Airflow Fan Tray
Front to back	Front to back	HPE 58x0AF Port-to-Port Airflow Fan Tray
Back to front	Front to back	HPE X711 Port-to-Power Airflow High Volume Fan Tray
	Back to front	HPE X712 Power-to-Port Airflow High Volume Fan Tray

NEW QUESTION 7

- (Exam Topic 1)

You are creating a configuration for a new Nimble HF40 array.

Which tool should you use to ensure that you include adequate cache in the configuration?

- A. HPE NinjaSTARS
- B. HPE Storage Sizer
- C. HPE OneView
- D. HPE SPOCK

Answer: A

NEW QUESTION 8

- (Exam Topic 1)

What is the correct cable type to use when connecting a pair of switches using Long Range (LR) Transceivers?

- A. Direct Attach Cable (DAC)
- B. Twin-Ax
- C. Single Mode Fiber
- D. Multi-mode Fiber

Answer: C

Explanation:

Single-mode uses a single relatively straight beam of light, transmitted directly through a core of glass (or occasionally plastic) that's usually 50 microns across. Single-mode accommodates large power levels, and is almost exclusively used for Long Range (LR) applications.

NEW QUESTION 9

- (Exam Topic 1)

HPE Support asks you to generate an SSD wear gauge report for local storage on an HPE DL360 Gen10 server running VMware.

Which procedure will ensure that the server will boot directly into a maintenance state so you can generate the requested report?

- A. Changing the one-time boot option to Smart Storage Administrator in iLO web-based user interface
- B. Use Always On functionality of Intelligent Provisioning
- C. Changing the one-time boot option to Intelligent Provisioning in iLO web-based user interface
- D. Click Boot to System Setup Utilities in iLO web-based user interface
- E. Changing the one-time boot option to Intelligent Provisioning in HPE OneView

Answer: A

NEW QUESTION 10

- (Exam Topic 1)

A Network administrator connects two switches together with multiple links of the same speed, duplex, and media type. The administrator expected the links to be aggregated, but they are not. The administrator confirmed that the ports are part of the appropriate link aggregation groups and that the permitted VLANs match. Switch A has the lower LACP System Priority.

Which LACP operation states describe the failure above?

- A. Switch A: Active; Switch B: Active
- B. Switch A: Active; Switch B: Passive
- C. Switch A: Passive; Switch B: Passive
- D. Switch A: Passive; Switch B: Active

Answer: C

NEW QUESTION 10

- (Exam Topic 1)

A customer has two HPE ProLiant Gen10 servers. They both require firmware installation. Which HPE tool should you recommend for performing this task?

- A. OneView Advanced
- B. iLO Amplifier Pack

- C. Smart Update Manager
- D. OneView Standard

Answer: C

NEW QUESTION 14

- (Exam Topic 1)
Which hardware and software components make up a Nimble dHCI infrastructure?

- A. HPE M-Series switch, HPE ProLiant DL servers, HPE Nimble, and VMware
- B. Aruba Switches, HPE Synergy, HPE Nimble, and VMware
- C. HPE M-Series switch, HPE ProLiant DL servers, HPE Nimble, and Hyper-V
- D. Aruba Switches, HPE Synergy, HPE Nimble, and Hyper-V

Answer: A

NEW QUESTION 16

- (Exam Topic 1)
A customer has a VMware environment with HPE ProLiant servers and Nimble storage. They have been using a Windows VM to provide file services for their employees.
The customer is experiencing performance issues with the solution due to memory constraints on the virtual environment.
What could be added to the existing environment that will provide dedicated file services with better performance that would still utilize the existing storage and backup solutions?

- A. HPE StoreEver 30750
- B. HPE Storage Performance File Controller
- C. HPE StoreEasy 1460 Storage
- D. HPE StoreEasy 1650 Expanded Storage

Answer: C

NEW QUESTION 20

- (Exam Topic 1)
Match each characteristic to the correct storage type.

Answer Area

DAS		Allows access to volumes over FCP and iSCSI protocols
NAS		Ability to share file-based storage across an Ethernet network
Storage Array		Allows shared block level access over a network
		JBOD storage connected to one server using SAS

- A. Mastered
- B. Not Mastered

Answer: A

Explanation:

Answer Area

DAS	Storage Array	Allows access to volumes over FCP and iSCSI protocols
NAS	NAS	Ability to share file-based storage across an Ethernet network
Storage Array	Storage Array	Allows shared block level access over a network
	DAS	JBOD storage connected to one server using SAS

NEW QUESTION 24

- (Exam Topic 1)
Which protocol can be used to access a shared directory on a network-attached storage device?

- A. SNMP
- B. SMB
- C. FCP

Answer: B

NEW QUESTION 29

- (Exam Topic 1)
Match each HPE solution to its optimal use case.

Select and Place:

Answer Area

HPE Solution		Use Case
HPE Proliant Microserver		General Purpose Computing, Virtualization Clusters, Enterprise Applications
HPE Proliant ML/DL		NAS Storage, File Sync and Share for Remote/Mobile users
HPE StoreEasy		Remote Office, Low Cost, Quiet Operation, Office environment
HPE StoreOnce		Space-efficient Backups, Backup Replication, Cloud-based Archiving

- A. Mastered
- B. Not Mastered

Answer: A

Explanation:

Select and Place:

Answer Area

HPE Solution		Use Case
HPE Proliant Microserver	HPE Proliant ML/DL	General Purpose Computing, Virtualization Clusters, Enterprise Applications
HPE Proliant ML/DL	HPE StoreEasy	NAS Storage, File Sync and Share for Remote/Mobile users
HPE StoreEasy	HPE Proliant Microserver	Remote Office, Low Cost, Quiet Operation, Office environment
HPE StoreOnce	HPE StoreOnce	Space-efficient Backups, Backup Replication, Cloud-based Archiving

NEW QUESTION 32

- (Exam Topic 1)
Match each characteristic to the appropriate RAID level.

Answer Area

RAID level		Characteristic
Raid0		double parity striped across all disks
Raid1		if one disk fails, all data is lost
Raid5		requires a minimum of 3 disk drives
Raid6		requires 50% of raw capacity for fault protection

- A. Mastered
- B. Not Mastered

Answer: A

Explanation:

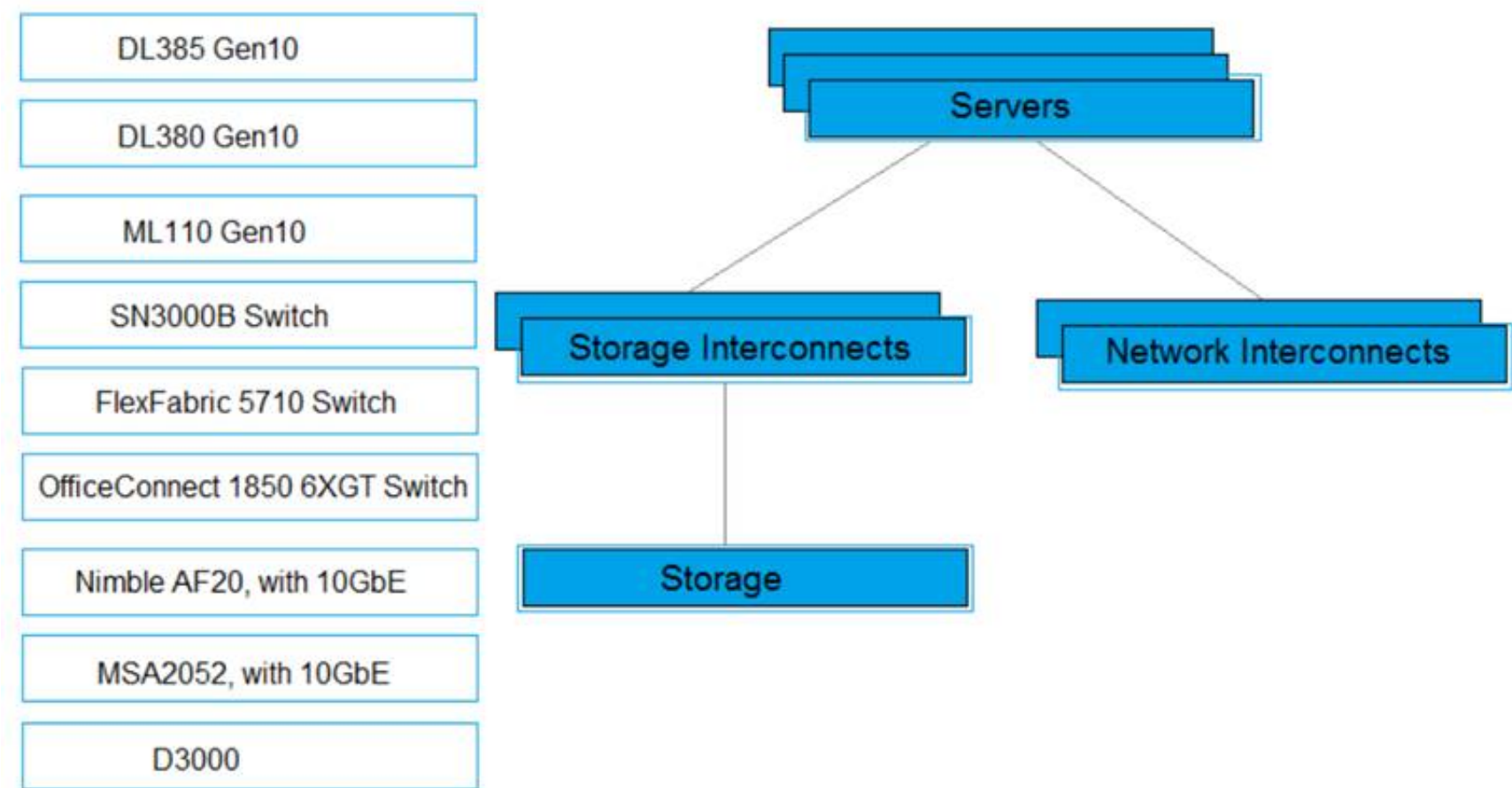
RAID level		Characteristic
Raid0	Raid6	double parity striped across all disks
Raid1	Raid0	if one disk fails, all data is lost
Raid5	Raid5	requires a minimum of 3 disk drives
Raid6	Raid1	requires 50% of raw capacity for fault protection

NEW QUESTION 33

- (Exam Topic 1)

A customer needs a new environment to support an ERP system. The sizing information you received shows the following requirements:
3 servers with dual AMD processors, 256GB RAM, and 10Gb network connectivity
10TB of high performance shared storage
Cloud-based performance monitoring and analytics
The customer prefers rack mounted equipment.
Identify the components that will meet the customer requirements, then drag the correct components on the left to their appropriate location in the environment on the right.

Answer Area

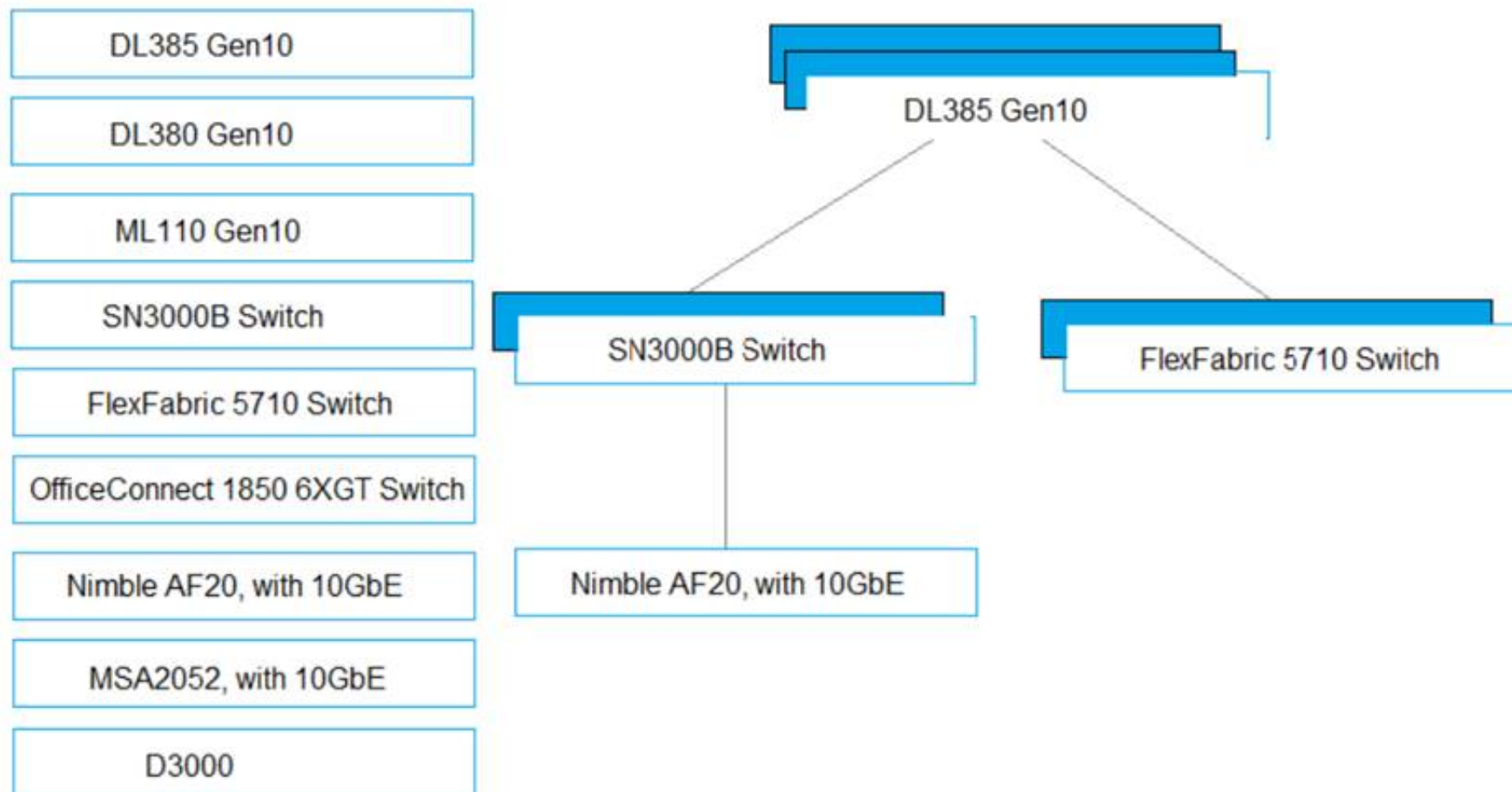


- A. Mastered
- B. Not Mastered

Answer: A

Explanation:

Answer Area



NEW QUESTION 37

- (Exam Topic 1)

Which HPE solution brings together CPU, Memory, and Disk with an unpredictable workload into a single management infrastructure?

- A. dHCI
- B. SimpliVity
- C. Nimble
- D. Primera

Answer: B

NEW QUESTION 39

- (Exam Topic 1)

Which backup targets are available from an HPE StoreOnce backup system? (Choose two.)

- A. VTL
- B. Catalyst
- C. NVMe
- D. S3
- E. iSCSI

Answer: AB

NEW QUESTION 42

- (Exam Topic 1)

A customer needs a virtual desktop infrastructure environment to quickly deploy new desktop images to more than 70 onsite contractors. They plan to use HPE ProLiant DL360 Gen10 servers running VMware ESXi connected to a shared storage device. The customer requires deduplication because they are concerned about the required storage capacity for the full clone images.

Which storage device would best address their concerns?

- A. HPE MSA 1040
- B. HPE MSA 2052
- C. HPE Nimble AF20
- D. HPE Nimble HF20C

Answer: D

NEW QUESTION 45

- (Exam Topic 1)

A customer has the following requirements: two or more 10Gb SFP+ uplinks
downlink ports capable of 1Gb or 10Gb operation over CAT6a or CAT7 cables
24 downlink ports

Which HPE tool would you use to help choose an HPE network solution that meets the customer requirements?

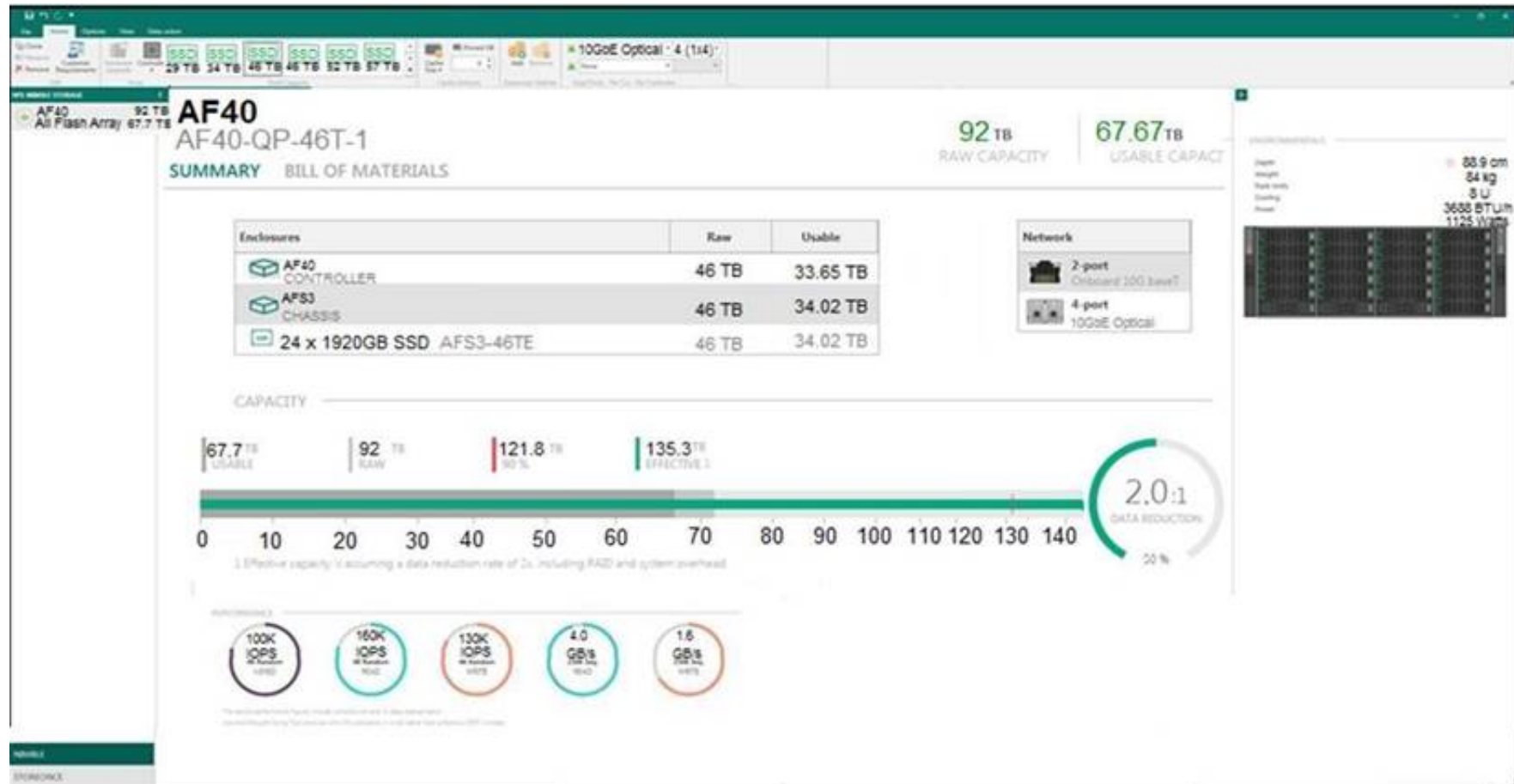
- A. HPE Switch Selector
- B. HPE NinjaSTARS
- C. HPE SAF
- D. HPE SPOCK

Answer: D

NEW QUESTION 46

- (Exam Topic 1)

Refer to the exhibit.



You are designing a new Nimble AF40 for your customer. The array will be added into an existing Nimble HF60 environment connected with SN6000B switches. You have created the configuration shown in the exhibit and noticed an error. What should you change in your configuration to ensure it meets the customer requirements?

- A. Change the controller to an AF20.
- B. Change the 10GbE Optical ports to Fibre Channel.
- C. Change the 10GbE Optical ports to 10BaseT.
- D. Change the controller to an HF20H.

Answer: D

NEW QUESTION 51

- (Exam Topic 1)

What is a feature of the MSA 1050 that will help your Storage Customer better utilize storage resources?

- A. block, file, and object access
- B. Triple+ parity RAID
- C. Automated Tiering
- D. 99.9999% guaranteed availability

Answer: C

NEW QUESTION 55

- (Exam Topic 1)

Refer to the exhibit.

```
<Switch-A>display int Ten-GigabitEthernet 1/0/1 Ten-GigabitEthernet1/0/1 Current state: UP
Line protocol state: UP IP packet frame type: Ethernet II, hardware address: d894-03fb-793d
Description: Ten-GigabitEthernet1/0/1 Interface Bandwidth: 10000000 kbps Loopback is not
set Media type is stack wire, port hardware type is STACK_SFP_PLUS 10Gbps-speed mode, full-
duplex mode Link speed type is autonegotiation, link duplex type is autonegotiation Flow-
control is not enabled Maximum frame length: 10000 Allow jumbo frames to pass Broadcast
max-ratio: 100% Multicast max-ratio: 100% Unicast max-ratio: 100% PVID: 1 MDI type:
Automdix Port link-type: Trunk VLAN Passing: 10, 20 VLAN permitted: 10, 20 Trunk port
encapsulation: IEEE 802.1q Port priority: 0 <SNIP>
```

An administrator connected a hypervisor to interface Ten-GigabitEthernet1/0/1 in a switch. The administrator created virtual machines in VLAN 10 and 20 on the hypervisor. VLAN 10 is configured to be tagged, and VLAN 20 is configured to be untagged on the hypervisor. The administrator found that all the virtual machines in VLAN 20 can communicate with each other, but not with any virtual machines on VLAN 20 external to the hypervisor. Given the output in the exhibit, what should you do to resolve the issue?

- A. Permit VLAN 1 on the interface.
- B. Configure the PVID of the interface to be VLAN 20.
- C. Configure the interface as an access port.
- D. Configure the interface as an IRF port.

Answer: D

NEW QUESTION 56

- (Exam Topic 1)

What is an access port on an Ethernet switch?

- A. A port that carries FCP frames inside the network
- B. A port that carries multiple VLANs
- C. A port that is connected to an FCF
- D. A port that carries untagged frames inside the network

Answer: D

NEW QUESTION 61

- (Exam Topic 2)

You are installing additional components to a server.

Which HPE resource provides Quickspecs that verify the compatibility of the server hardware with the server?

- A. iQuote Universal
- B. Smart Selling tool
- C. Product Bulletin
- D. SPOCK

Answer: C

NEW QUESTION 62

- (Exam Topic 2)

A fast-growing customer with a NAS-based storage solution is evaluating Fibre Channel storage for their VMware environment.

How would this customer benefit from adding 16 Gb Fibre Channel storage to their environment? (Choose two.)

- A. increased performance
- B. simplified connectivity
- C. increased simplicity
- D. reduced latency
- E. simplified administration

Answer: AD

NEW QUESTION 63

- (Exam Topic 2)

Exhibit:



-2vCPU
-8 GB RAM
-1 Gb dedicated network
-50 GB Disk

Which HPE ProLiant Server meets the customer's requirements?

- ☐ HPE ProLiant DL360 Gen10 with:
- 1 dual 1 GB NIC
 - 2 CPU
 - 4 10 Gb port NIC
 - 2 CNA
 - 4 10 Gb FlexLOM
- ☐ HPE ProLiant DL380 Gen10 with:
- 1 dual 1 GB NIC
 - 2 CPU
 - 4 10 Gb port NIC
 - 2 FC HBA
 - 4 10 Gb FlexLOM
- ☐ HPE ProLiant DL380 Gen10 with:
- 2 CPU
 - 4 10 Gb port NIC
 - 1 dual port FC HBA
 - 4 10 Gb FlexLOM
- ☐ HPE ProLiant DL360 Gen10 with:
- 1 CPU
 - 4 10 Gb ports NIC
 - 2 FC HBA
 - 4 10 Gb FlexLOM

- A. Option A
B. Option B
C. Option C
D. Option D

Answer: B

NEW QUESTION 66

- (Exam Topic 2)

In which layer of the OSI model would you find an IP address?

- A. Application
B. Network
C. Physical
D. Data link

Answer: B

NEW QUESTION 68

- (Exam Topic 2)

A customer needs to enable HPE Proactive Care and automated case creation for server hardware failures in their OneView environment.

Which step do you need to complete in OneView to accomplish these tasks?

- A. Enable remote support from the Settings page.
B. Apply the OneView Advanced monitoring license.
C. Add the hosts to the managed devices group.
D. Configure proactive scan reports.

Answer: A

NEW QUESTION 71

- (Exam Topic 2)

A customer has an application that consumes 500 GB storage and requires an RTO and PRO of 15 minutes.

Which backup and recovery technology enables the customer to meet their requirements in the most cost-effective manner?

- A. offsite tape backup
B. remote storage replication
C. log shipping
D. disk-to-disk appliance

Answer: D

NEW QUESTION 73

- (Exam Topic 2)

You are troubleshooting a customer's HPE ProLiant rack-mount server. The customer has configured the server in Legacy Boot BIOS Mode and is trying to boot from a USB 3.0 drive. The server will not boot from the drive.

What should you do?

- A. Set the USB 3.0 mode to Enabled.
- B. Set the USB 3.0 mode to Auto.
- C. Use the internal USB 3.0 connector.
- D. Use the front-facing USB 3.0 connector.

Answer: A

NEW QUESTION 78

- (Exam Topic 2)

A customer is considering an HPE ProLiant DL380 Gen10 server for their data center. The customer runs a large Oracle database. They need to increase performance and reduce their licensing costs.

Which feature of HPE Gen10 servers offers these benefits?

- A. workload profile matching
- B. agentless management
- C. jitter smoothing
- D. core boosting

Answer: D

NEW QUESTION 83

- (Exam Topic 2)

You are troubleshooting an HPE ProLiant ML350 Gen server. You determine that the active ROM is corrupt and the system has not automatically switched to the redundant ROM. You need to manually switch the ROM.

What should you do?

- A. Select the backup ROM in the BIOS.
- B. Reset the iLO controller
- C. Change the position of the system maintenance switch options.
- D. Move the system maintenance jumper to pins one and two.

Answer: C

NEW QUESTION 84

- (Exam Topic 2)

You are installing a data center switch.

Which methods are recommended to configure the switch? (Choose two.)

- A. Use out-of-band management with a dedicated management connection
- B. Use in-band management with an IP address and subnet mask that is reachable on the management network
- C. Use out-of-band management and keep the default settings
- D. Use in-band management and configure the AUX0 interface for scheme authentication

Answer: AB

NEW QUESTION 88

- (Exam Topic 2)

You are troubleshooting an HPE ProLiant rack-mount server. You need to collect event data from the server, even when it is not operational.

Which tool should you use?

- A. Insight Online
- B. InfoSight
- C. OS Event Viewer
- D. Integrated Management Log

Answer: A

NEW QUESTION 90

- (Exam Topic 2)

A customer needs to replace an existing storage array. The new array must be suitable for remote office deployment and support the following:

- Multi-protocol connectivity
- Flash-accelerated storage
- Low-cost midline SAS drives

Which HPE storage platform will meet these requirements?

- A. StoreVirtual VSA
- B. MSA
- C. SimpliVity
- D. StoreEasy

Answer: B

NEW QUESTION 92

- (Exam Topic 2)

A customer needs to share files cost-effectively among their Microsoft Windows server over a local network. Which storage solution meets this requirement?

- A. Storage Area Network (SAN)
- B. Network File System (NFS)
- C. Direct Attached Storage (DAS)
- D. Network Attached Storage (NAS)

Answer: D

NEW QUESTION 95

- (Exam Topic 2)
When installing servers in a rack, a customer has left gaps between the servers.
What should you tell this customer regarding the space between servers? (Select two.)

- A. It should be filled with blanking panels.
- B. It does not provide correct rack airflow.
- C. It provides easy access for servicing components.
- D. It allows for easier cable management.
- E. It allows for side-to-side component cooling.

Answer: AB

NEW QUESTION 97

- (Exam Topic 2)
A customer plans to use HPE ProLiant servers for an application that requires low latency for all components. Which workload profile should the customer use?

- A. Mission Critical
- B. Virtualization – Max Performance
- C. I/O Throughput
- D. Transactional Application Processing

Answer: A

NEW QUESTION 98

- (Exam Topic 2)
Match the HPE Tool with its use case. Select all that apply.

HPE Tool	Use Case
Single Point of Connectivity Knowledge (SPOCK)	Estimate the power and cooling requirements and weight for a rack of equipment.
One Config Advanced (OCA)	Check compatibility of storage components.
Products & Solutions Now (PSNow)	Download a technical presentation for a DL380 Gen10.
Ninja Stars	
iQuote	

- A. Mastered
- B. Not Mastered

Answer: A

Explanation:
One Config Advanced (OCA) - Estimate the power and cooling requirements and weight for a rack of equipment
Single Point of Connectivity Knowledge (SPOCK) - Check compatibility of storage components
Products and solutions Now (PSNow) - Download a technical presentation for a DL380 Gen10

NEW QUESTION 102

- (Exam Topic 2)
A customer is upgrading their network infrastructure to provide the best performance for IP storage. Which technologies in a network switch meet the customer's needs? (Choose three.)

- A. Jumbo Frames
- B. Deep Packet Buffers
- C. LLDP Support
- D. MLAG Support
- E. Fibre Channel Support

F. Static Routing

Answer: ABD

NEW QUESTION 105

- (Exam Topic 2)

You are installing an HPE ProLiant server that has a shared network port for iLO and NIC teaming. You need to ensure that you can still access iLO after configuring the NIC team.

Which teaming technology should you configure?

- A. round robin
- B. switch-assisted load balancing
- C. receive load balancing
- D. network fault tolerance

Answer: D

NEW QUESTION 107

- (Exam Topic 2)

Which two HPE applications are installed on Windows operating systems with intelligent Provisioning? (Choose two.)

- A. Lights-Out Online Configuration Utility
- B. OneView
- C. UEFI Control Suite
- D. Intelligent Management Center
- E. Smart Storage Administrator

Answer: AE

NEW QUESTION 111

- (Exam Topic 2)

You are creating a logical array on an HPE ProLiant server. The customer asks you to use drives with different capacities in a single array. What should you explain to this customer?

- A. Using drives with different capacities in a single array increases the chance of disk failure
- B. The extra capacity of the larger drives will not be utilized
- C. The process to create the array will fail, and the server will not boot
- D. The RAID level will be set at RAID 0 automatically

Answer: B

NEW QUESTION 116

- (Exam Topic 2)

You are installing an HPE ProLiant server in a rack at a customer site. The customer's facility is in a high-voltage utility service area, and they want to be certain that the power supply is supported.

Which ProLiant feature addresses the customer's concern?

- A. ProLiant servers can be configured for 380 – 400V AC in low-line and high-line utility service areas.
- B. ProLiant servers support 240 V DC power supplies because components in a direct current line are less prone to failure.
- C. Rack-mountable HPE servers ship with 110 V DC power supplies because direct current is less expensive for a low-line utility service over short distances.
- D. ProLiant servers include auto-sensing power supplies with a power input range of 100-240 VAC, so they can be used globally.

Answer: D

NEW QUESTION 119

- (Exam Topic 2)

You are designing a solution to run a Citrix XenDesktop workload.

Which HPE planning and designing resource contains a detailed example of this type of solution, including a list of all the hardware and software components?

- A. Sales Builder for Windows
- B. Product Bulletin
- C. Smart Selling Tool
- D. Reference Architecture

Answer: D

NEW QUESTION 121

- (Exam Topic 2)

A customer has implemented an HPE ProLiant server with internal storage and needs to monitor the array health status.

Which management application can the customer use to discover errors quickly and minimize the possible downtime?

- A. Insight Online
- B. Smart Storage Administrator
- C. Intelligent Management Center
- D. InfoSight

Answer: B

NEW QUESTION 123

- (Exam Topic 2)

You are installing a rack at customer site.

How can you ensure redundant power to the rack?

- A. Install two power distribution units (PDUs) with each one connected to a power socket supplied by an independent electrical power source.
- B. Ensure 3-phase power is available in the data center.
- C. Connect an uninterruptible power supply (UPS) to redundant circuit breakers at the facility power source.
- D. Use two different power cords to connect the server to the power grid at the customer site.

Answer: C

NEW QUESTION 126

- (Exam Topic 2)

A customer requires an entry-level, all-flash system with predictable performance at the lowest possible price. They have performance-sensitive workloads that require speed and efficiency.

Which HPE storage system needs the customer's requirements?

- A. Nimble CS1000
- B. Nimble SFA
- C. Nimble AF1000
- D. Nimble AF5000

Answer: B

NEW QUESTION 131

- (Exam Topic 2)

A customer reports that their new iSCSI MSA 2052 has failed. You find that the MSA is up and running, but the servers cannot mount their LUNs.

Which troubleshooting steps should you prioritize? (Choose two.)

- A. Use Smart Storage Administrator (SSA) to view the STATS report on the MSA
- B. Use NIC teaming utility to validate the iSCSI initiator configuration
- C. Use remote console to check the switch port configuration
- D. Use remote console to validate the WWNs on the MSA
- E. Use remote console to ensure correct MSA port configuration

Answer: CE

NEW QUESTION 135

- (Exam Topic 2)

A customer requires 12 Gb local storage for their VMware boot volumes, which require high-performance read cycles to enable the operating system to boot quickly.

Which drive type provides the most appropriate size and most cost-effective way to meet this requirement?

- A. Mixed-use SSD
- B. Flash media drive
- C. SATA nearline
- D. SAS midline

Answer: B

NEW QUESTION 138

- (Exam Topic 2)

A customer needs to virtualize their storage across physical servers and storage environments. Which HPE solution meets the customer's needs?

- A. Nimble CS3000
- B. StoreVirtual 4335
- C. StoreVirtual VSA
- D. MSA 2050

Answer: C

NEW QUESTION 139

- (Exam Topic 2)

Which HPE service level offers customers special parts handling and access to onsite service 24x7, including HPE holidays?

- A. Proactive Care 24x7
- B. Proactive Care 24x7 with CTR
- C. Foundation Care 24x7 with DMR
- D. Foundation Care 24x7

Answer: D

NEW QUESTION 144

- (Exam Topic 2)

ou are designing a system for a customer that runs an OLTP application. The customer has SAN based storage. They need to accelerate application performance.

Which HPE ProLiant Gen10 feature set will address this customer's needs?

- A. intelligent system tuning
- B. intelligent provisioning
- C. CNSA suite
- D. scalable persistent memory

Answer: A

NEW QUESTION 146

- (Exam Topic 2)

A customer plans to back up a file server that holds 2 TB of data. The customer wants to upgrade their network infrastructure to support backup and to implement a datacenter network solution.

Which solutions would HPE recommend to meet the customer needs? (Choose two.)

- A. FlexFabric 5900
- B. StoreEasy 1450
- C. StoreVirtual VSA
- D. Aruba 2900
- E. StoreOnce 3100

Answer: AE

NEW QUESTION 148

- (Exam Topic 2)

You are discussing storage types with a customer that is configuring their NAS solution. The company's application developers use user-generated media and image files.

For which type of data should this customer use file storage?

- A. Mass storage
- B. Microsoft Exchange database
- C. Server boot volumes
- D. VDI applications

Answer: A

NEW QUESTION 149

- (Exam Topic 2)

While troubleshooting a HPE ProLiant Gen10 rack-mount server, you determine that the current and backup system ROMs are corrupt.

What should be the next step to fix the server?

- A. Restore the system firmware from a USB drive
- B. Restore the system firmware from a UEFI shell prompt
- C. Replace the CMOS battery
- D. Restore the system firmware from the iLO repository
- E. Replace the system board

Answer: E

NEW QUESTION 151

- (Exam Topic 2)

A customer needs to deploy an application on a newly-installed HPE ProLiant server, but they report that the server is not online. They call you for remote support. The IP address on the production network cannot be reached. You are evaluating the probable root causes of this issue.

According to the troubleshooting methodology, what are next two steps? (Select two)

- A. Remote console into the ToR switch to check the server's port configuration.
- B. Log in to iLO to see if the server hardware and NIC are online and configured correctly.
- C. Use OneView to see if the server firmware is up-to-date
- D. Run insight Diagnostics on the Server
- E. Use Microsoft Remote Desktop or VNC to check the server's NIC and IP address configuration

Answer: BD

NEW QUESTION 153

- (Exam Topic 2)

You are installing new drives into the internal cage of a HPE ProLiant DL380 server. How is the drive device number set?

- A. The Smart Array controller assigns the device number automatically based on the bay
- B. HPE OneView uses the server profile to assign the device number
- C. The operating system assigns the device number automatically based on the drive installation order
- D. You must use Smart Storage Administrator to assign the device number

Answer: A

NEW QUESTION 156

- (Exam Topic 2)

You are installing an HPE StoreOnce backup system in a customer's environment. They need a simple and cost-effective method to centralize and automate the

backup of multiple servers (file, virtualization, database). They also need the ability to integrate with an existing third-party backup software.
How must you configure the StoreOnce system to meet the customer's requirements?

- A. block device
- B. replication target
- C. NDMP target
- D. VTL device

Answer: D

NEW QUESTION 159

- (Exam Topic 2)

You are onsite at a customer location to install a new network switch. The customer wants users to be able to manage the switch through the IP network.
How should you connect the switch to the network?

- A. Configure multiple user IDs or roles for the console connection
- B. Configure the management IP address on the switch and enable Telnet or SSH access
- C. Use a dedicated console cable to create a dedicated management network for every user
- D. Connect the switch to the network by using the serial cable that ships with the switch

Answer: B

NEW QUESTION 162

- (Exam Topic 2)

A customer is planning an upgrade to their network infrastructure. They want to move to an open networking solution, and they want to install a network switch that supports their choice of network operating system.
Which HPE product family will meet the customer's needs?

- A. Altoline
- B. FlexFabric
- C. Arista
- D. Aruba

Answer: A

NEW QUESTION 167

- (Exam Topic 2)

When should you use the HPE Switch Selector?

- A. when you need to list the price information of the switches
- B. when you need to select a switch VLAN configuration
- C. when you need to compare features between multiple switches
- D. when you need to perform a competitive analysis between vendors

Answer: C

NEW QUESTION 172

.....

Thank You for Trying Our Product

We offer two products:

1st - We have Practice Tests Software with Actual Exam Questions

2nd - Questions and Answers in PDF Format

HPE0-V14 Practice Exam Features:

- * HPE0-V14 Questions and Answers Updated Frequently
- * HPE0-V14 Practice Questions Verified by Expert Senior Certified Staff
- * HPE0-V14 Most Realistic Questions that Guarantee you a Pass on Your FirstTry
- * HPE0-V14 Practice Test Questions in Multiple Choice Formats and Updatesfor 1 Year

100% Actual & Verified — Instant Download, Please Click
[Order The HPE0-V14 Practice Test Here](#)