

## Exam Questions PL-900

Microsoft Power Platform Fundamentals

<https://www.2passeasy.com/dumps/PL-900/>



NEW QUESTION 1

- (Exam Topic 1)

A rapidly growing company wants to empower users to build apps, automate business processes, and analyze data without requiring I expertise or development skills and without increasing IT expenses and dependencies.

You need to recommend tools so that users can accomplish specific tasks.

Which tools should you recommend? To answer, select the appropriate options in the answer area. NOTE: Each correct selection is worth one point.

Scenario	Application
Build automatic workflows that access multiple data sources.	<div><div></div><div>AI Builder</div><div>Power Apps</div><div>Microsoft Flow</div><div>Azure Functions</div><div>Power BI</div></div>
Create custom apps that address specific business needs.	<div><div></div><div>AI Builder</div><div>Power Apps</div><div>Microsoft Flow</div><div>Azure Functions</div><div>Power BI</div></div>
Design insightful data visualizations.	<div><div></div><div>AI Builder</div><div>Power Apps</div><div>Microsoft Flow</div><div>Azure Functions</div><div>Power BI</div></div>

- A. Mastered  
B. Not Mastered

Answer: A

Explanation:

Box 1: Microsoft Flow

Microsoft Flow, now called Power Automate, is cloud-based software that allows employees to create and automate workflows and tasks across multiple applications and services without help from developers.

Box 2: Power Apps

PowerApps is a suite of apps, services, connectors and data platform that provides a rapid application development environment to build custom apps for your business needs.

Box 3: Power BI

Power BI is a business analytics solution that lets youvisualizemyour data and share insights across your organization, or embed them in your app or website. Connect to hundreds of data sources and bring your data to life with live dashboards and reports.

Reference:

https://docs.microsoft.com/en-us/powerapps/powerapps-overview

NEW QUESTION 2

- (Exam Topic 1)

You create a user-owned custom entity by using Common Data Service.

For each of the following statements, select Yes if the statement is true. Otherwise, select No. NOTE: Each correct selection is worth one point.

Statement	Yes	No
You can change the entity ownership from User to Organization-owned.	<div><div></div></div>	<div><div></div></div>
You can create a business rule for a custom entity that can be used in a Flow.	<div><div></div></div>	<div><div></div></div>

- A. Mastered  
B. Not Mastered

Answer: A

Explanation:

Box 1: No

Common Data Service supports two types of record ownership. Organization owned, and User or Team owned. This is a choice that happens at the time the entity is created and can't be changed.

Box 2: Yes

By combining conditions and actions, you can do any of the following with business rules: Set field values

Clear field values

Set field requirement levels Show or hide fields

Enable or disable fields

Validate data and show error messages

Create business recommendations based on business intelligence. Reference:

<https://docs.microsoft.com/en-us/power-platform/admin/wp-security-cds>

### NEW QUESTION 3

- (Exam Topic 1)

A company uses Power Apps.

You need to perform administrative tasks for the company.

Which admin centers should you use? To answer, drag the appropriate admin centers to the correct requirements. Each admin center may be used once, more than once, or not at all. You may need to drag the split bar between panes or scroll to view content.

NOTE: Each correct selection is worth one point.

Admin centers	Requirement	Admin center
Azure Active Directory		
Dynamics 365 Admin center	Create user accounts for Power Apps.	Admin center
Power Apps Admin center	Assign the Environment Maker role to a user.	Admin center
Power BI Admin portal		

A. Mastered

B. Not Mastered

**Answer:** A

#### Explanation:

Box 1: Azure Active Directory

Create the company users in the Azure Active Directory. Box 2: Power Apps admin center

In the Power Apps Admin center, manage environments that you've created and those for which you have been added to the Environment Admin or System Administrator role. From the admin center, you can perform these administrative actions:

Create environments. Rename environments.

Add or remove a user or group from either the Environment Admin or Environment Maker role. Etc.

Reference:

<https://docs.microsoft.com/en-us/power-platform/admin/environments-administration> <https://docs.microsoft.com/en-us/dynamics365/marketing/dynamics-365-admin-center> <https://powerapps.microsoft.com/sv-se/blog/introducing-admin-center-for-powerapps/>

### NEW QUESTION 4

- (Exam Topic 1)

A company uses Dynamics 365 Sales. The company uses a browser-based app named Sales Hub. You need ensure that users can access data from mobile devices.

Which app should users install?

A. Dynamics 365 Remote Assist

B. Dynamics 365 Finance

C. Dynamics 365 Business Central

D. Dynamics 365 for Phones

**Answer:** D

#### Explanation:

Use the Dynamics 365 for phones and Dynamics 365 for tablets apps for your sales, customer service, field service, and other tasks when you're on the go. With one download from your app store, you'll automatically have access to all the apps you need for your role. You will see apps with the new Unified Interface on your mobile device.

Reference:

<https://docs.microsoft.com/en-us/dynamics365/mobile-app/dynamics-365-phones-tablets-users-guide>

### NEW QUESTION 5

- (Exam Topic 1)

This question requires that you evaluate the BOLD text to determine if it is correct.

You have a Power Apps app. You create a new version of the app and then publish the new version. A customer goes through the process of restoring the previous version of the app. In the Version tab for the app, you will see two versions of the app.

Review the underlined text. If it makes the statement correct, select "No change is needed." If the statement is incorrect, select the answer choice that makes the statement correct.

A. No change is needed.

B. one

C. three

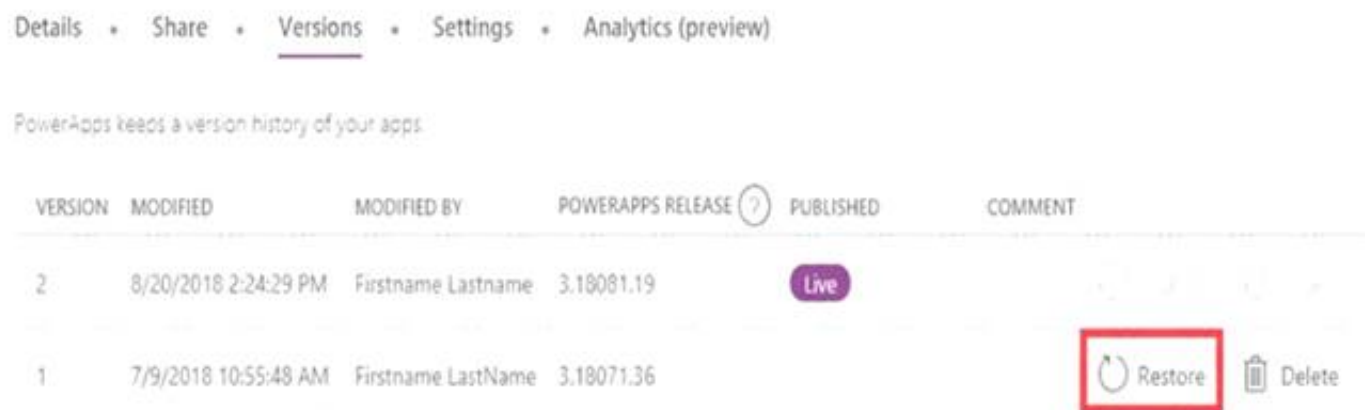
D. four

**Answer:** C

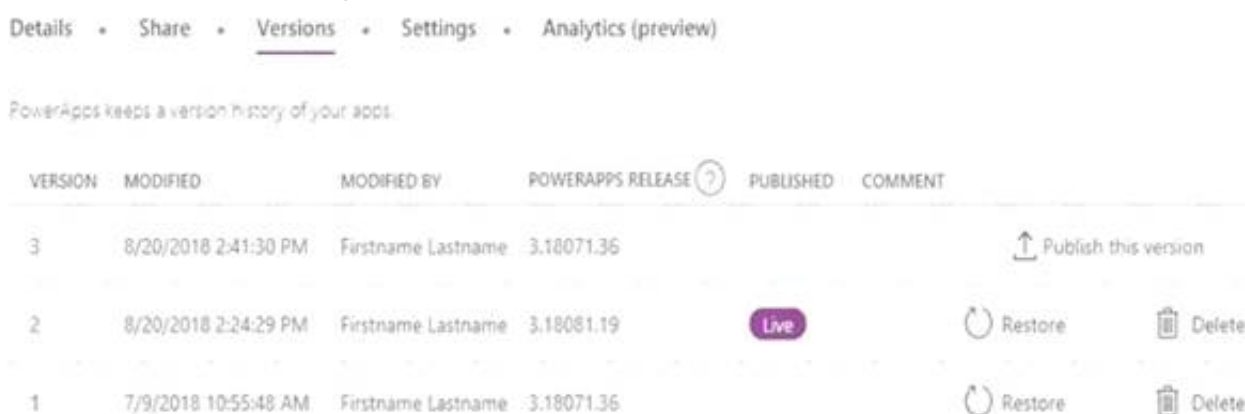
#### Explanation:

Restore a canvas app to a previous version in PowerApps.

- \* 1. Open powerapps.com, and then click or tap Apps in the left navigation bar.
- \* 2. Near the right edge, click or tap the info icon for the app that you want to restore.
- \* 3. Click or tap the Versions tab, and then click or tap Restore for the version that you want to restore.



- \* 4. In the confirmation dialog box, click or tap Restore. A new version is added to your list.



Reference:

<https://docs.microsoft.com/en-us/powerapps/maker/canvas-apps/restore-an-app>

## NEW QUESTION 6

- (Exam Topic 1)

A company has locations in multiple regions. The company develops solutions based on Power Apps and Power Automate.

You need to recommend features to support the implementation.

Which Power Platform features should you recommend? To answer, drag the appropriate features to the correct requirements. Each feature may be used once, more than once, or not at all. You may need to drag the split bar between panes or scroll to view content.

NOTE: Each correct selection is worth one point.



- A. Mastered
- B. Not Mastered

Answer: A

Explanation:

Reference:

<https://docs.microsoft.com/en-us/power-platform/admin/environments-overview> <https://docs.microsoft.com/en-us/power-platform/admin/control-user-access>

## NEW QUESTION 7

- (Exam Topic 1)

You need to explain the major components of the Common Data Model (CDM) and their functions. Match each term to its definition.

Instructions: To answer, drag the appropriate term from the column on the left to its definition on the right. Each term may be used once, more than once, or not at all. Each correct match is worth one point.

NOTE: Each correct selection is worth one point.





- A. Mastered
- B. Not Mastered

Answer: A

Explanation:

Box 1: Microsoft Power Platform

Power Platform combines the robust power of PowerApps, PowerBI, and Microsoft Flow into one powerful business application platform – providing quick and easy app building and data insights. Each component of the Microsoft Power Platform is built on the Common Data Service for Apps. Each component is dynamic by itself, but brilliant and masterful when combined.

The Microsoft Power platform brings all your data together into a common data model. Box 2: Entities

An entity is a set of records used to store data, similar to how a table stores data within a database. Reference:

<https://community.dynamics.com/365/b/enclound9dynamicss365crm/posts/an-introduction-to-the-microsoft-pow> <https://docs.microsoft.com/en-us/powerapps/maker/common-data-service/data-platform-intro>

NEW QUESTION 8

- (Exam Topic 3)

A company is using Power BI to build visualizations.

The company's IT support team needs to know when to install Power BI Desktop on users' computers and where the Power BI Service will suffice to perform tasks.

You need to recommend solutions for the company.

What should you recommend? To answer, drag the appropriate components to the correct requirements. Each component may be used once, more than once, or not at all. You may need to drag the split bar between panes or scroll to view content.

NOTE: Each correct selection is worth one point.

Tools

Power BI Service only

Power BI Desktop only

Power BI Desktop or Power BI Service

Answer Area

Requirement

Create dashboards.

Create reports.

Create calculated columns.

Configure security.

Configure sharing.

Component

Tool

Tool

Tool

Tool

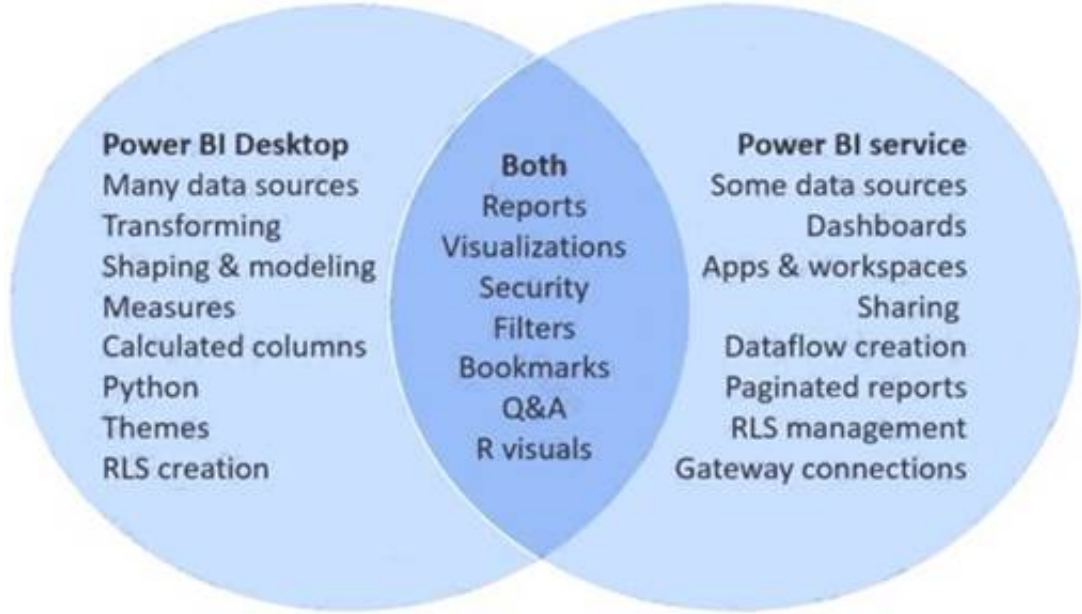
Tool

- A. Mastered
- B. Not Mastered

Answer: A

Explanation:

In a Venn diagram comparing Power BI Desktop and the Power BI service, the area in the middle shows how the two overlap. Some tasks you can do in either Power BI Desktop or the service. The two sides of the Venn diagram show the features that are unique to the application and the service.



Reference:

<https://docs.microsoft.com/en-us/power-bi/designer/service-service-vs-desktop>

NEW QUESTION 9

- (Exam Topic 3)

A manufacturing company uses Internet of Things (IoT) devices to monitor the temperature in different parts of their warehouse.

The current IoT monitoring software is extremely outdated and is not user friendly.

You need to view near-real time information from the IoT devices in Power BI Service dashboards. Which tool should you use?

- A. Scheduled refresh dataset
- B. Streaming dataset
- C. Content Pack dataset
- D. Power BI dataflows
- E. Quick Insights

Answer: B

**Explanation:**

<https://docs.microsoft.com/en-us/power-bi/service-real-time-streaming>

<https://powerbi.microsoft.com/en-us/blog/using-power-bi-real-time-dashboards-to-display-iot-sensor-data-astep-by-step-tutorial/>

**NEW QUESTION 10**

- (Exam Topic 3)

A company plans to create an information portal that managers can use to view critical information about their teams.

You need to recommend the type of Power BI components that the company should use.

What should you recommend? To answer, drag the appropriate components to the correct requirements. Each component may be used once, more than once, or not at all. You may need to drag the split bar between panes or scroll to view content.

NOTE: Each correct selection is worth one point.

Component types	Requirement	Component type
Dashboard		
Report	Display data from a Microsoft Excel workbook that has multiple worksheets into one chart.	Component type
	Display the top departmental goal metrics and alert users when specific thresholds targets are met.	Component type
	Display Sales charts that can be filtered by region.	Component type

A. Mastered

B. Not Mastered

Answer: A

**Explanation:**

Box 1: Report

Reports are more detailed data displayed in many formats like chart, graphs list and in tabular, etc. Box 2: Dashboard

Dashboards are a business key performance indicator view where it displays key values that can change business profits and can be glanced at one screen.

Box 3: Report

Power BI dashboards cannot slice and dice, but reports have many ways to filter and slice.

Note: Power BI dashboards are one placeholder to display the most important decision-making facts to run a business. But reports are more detailed data displayed in many formats like chart, graphs list and in tabular, etc. Reports are based on one dataset or one business unit data for example reports of a store belonging to California.

Reference:

<https://www.educba.com/power-bi-dashboard-vs-report/>

**NEW QUESTION 10**

- (Exam Topic 3)

You are using Dynamics 365 Sales.

You need to pull data into a Power BI report for your team. The City and State columns must be combined to form one column on the report.

Which function would you use? Each correct answer presents a complete solution. NOTE: Each correct selection is worth one point.

A. Use Power Query to merge columns.

B. Import the data.18912E1457D5D1DDCBD40AB3BF70D5D

C. Export data to Microsoft Excel.

D. Create a view.

Answer: A

**Explanation:**

Reference:

<https://docs.microsoft.com/en-us/power-bi/desktop-shape-and-combine-data>

**NEW QUESTION 12**

- (Exam Topic 3)

You have a Power BI report.

For each of the following statements, select Yes if the statement is true. Otherwise, select No. NOTE: Each correct selection is worth one point.

Statement	Yes	No
You can export data from a visualization in a Power BI report.	<input type="radio"/>	<input type="radio"/>
You can show the data behind a visual report on your screen without exporting the data.	<input type="radio"/>	<input type="radio"/>
You must export data to view supporting data for a KPI.	<input type="radio"/>	<input type="radio"/>

- A. Mastered  
 B. Not Mastered

**Answer:** A

**Explanation:**

Box 1: Yes

If you'd like to see the data that Power BI uses to create a visualization, you can display that data in Power BI. You can also export that data to Excel as an .xlsx or .csv file. The option to export the data requires a Pro or Premium license and edit permissions to the dataset and report.

Note: Export data from a Power BI dashboard

> Choose the Export data icon.

> Power BI exports the data to a .csv file. If you've filtered the visualization, then the app will filter the downloaded data.

> Your browser will prompt you to save the file. Once saved, open the .csv file in Excel. Box 2: No

Underlying data: Select this option if you want to see the data in the visual and additional data from the model (see chart below for details). If your visualization has an aggregate, selecting Underlying data removes the aggregate. When you select Export, Power BI exports the data to an .xlsx file and your browser prompts you to save the file. Once saved, open the file in Excel.

Box 3: Yes

A KPI dataset needs to contain goal values for a KPI. If your dataset doesn't contain goal values, you can create them by adding an Excel sheet with goals to your data model or PBIX file.

Note: A Key Performance Indicator (KPI) is a visual cue that communicates the amount of progress made toward a measurable goal.

Reference:

<https://docs.microsoft.com/en-us/power-bi/visuals/power-bi-visualization-export-data>

<https://docs.microsoft.com/en-us/power-bi/visuals/power-bi-visualization-kpi>

**NEW QUESTION 13**

- (Exam Topic 3)

You are creating Power BI reports.

You need to choose which filters you can use for reports.

Which three types of filters can you use? Each correct answer presents a complete solution. NOTE: Each correct selection is worth one point.

- A. drill-down  
 B. automatic  
 C. database  
 D. manual  
 E. external

**Answer:** ABD

**Explanation:**

Reference:

<https://docs.microsoft.com/en-us/power-bi/power-bi-report-filter-types>

**NEW QUESTION 17**

- (Exam Topic 3)

A company plans to implement Power BI to analyze retail operations data. You need to recommend solutions for the company.

Which Power BI components should the company use? To answer, drag the appropriate Power BI components

to the correct requirements. Each Power BI component may be used once, more than once, or not at all. You may need to drag the split bar between panes or scroll to view content.

NOTE: Each correct selection is worth one point.

Power BI components	Answer Area	
	Requirement	Power BI component
reports		
workspaces	Allow users to set and receive alerts when data changes beyond specified limits.	
dashboards		
dataset	View and filter data and export data to Microsoft Excel for further manipulation and analysis.	

- A. Mastered  
 B. Not Mastered

**Answer:** A

**Explanation:**

Requirement	Power BI component
Allow users to set and receive alerts when data changes beyond specified limits.	workspaces
View and filter data and export data to Microsoft Excel for further manipulation and analysis.	dataset

NEW QUESTION 18

- (Exam Topic 4)  
You create a Power Apps canvas app.  
You need to ensure that your coworkers can run the app. What should you do?

- A. Share the app.
- B. Send the URL for the app to coworkers.
- C. Add a license for the app.
- D. Create a Flow for the app.

Answer: A

Explanation:

Reference:  
<https://docs.microsoft.com/en-us/powerapps/maker/canvas-apps/share-app>

NEW QUESTION 20

- (Exam Topic 4)  
A company publishes e-books for independent authors.  
The company wants to implement a Power Apps portal solution to make announcements about upcoming books to the general public.  
You need to recommend features for the company.  
Which features should you use? To answer, select the appropriate options in the answer area. NOTE: Each correct selection is worth one point.

Requirement	
Ensure that book authors can securely access their data.	<div>Authenticate external users.</div> <div>Access data in Common Data Service.</div> <div>Use page templates.</div> <div>Browse content anonymously.</div>
Ensure consistent page design across the website.	<div>Authenticate external users.</div> <div>Access data in Common Data Service.</div> <div>Use page templates.</div> <div>Browse content anonymously.</div>
Ensure that the public can access announcements about upcoming	<div>Authenticate external users.</div> <div>Use page templates.</div> <div>Browse content anonymously.</div>

- A. Mastered
- B. Not Mastered

Answer: A

Explanation:

Reference:  
<https://www.onactuate.com/upgrades/what-is-the-new-powerapps-portal/> <https://docs.microsoft.com/en-us/powerapps/maker/portals/configure/page-templates>

NEW QUESTION 21

- (Exam Topic 4)  
A company uses Dynamics 365 Supply Chain Management.  
The company wants to build customer user interfaces that add additional functionality. You need to recommend a solution for the company.  
What should you recommend?

- A. Power BI
- B. Power Apps canvas apps
- C. AI Builder
- D. Microsoft Flow

Answer: B

Explanation:

Microsoft Power Apps provides a consistent experience for building apps and extending Office 365 and Dynamics 365. Investments include enhancements on Unified Interface, support for embedding canvas apps in model-driven apps and native support of the Common Data Service for Apps.  
Reference:  
<https://powerapps.microsoft.com/en-us/roadmap/>

NEW QUESTION 25

- (Exam Topic 4)  
A user is trying to understand the differences between the various ways apps can be built by using Power Apps.  
For each of the following statements, select Yes if the statement is true. Otherwise, select No. NOTE: Each correct selection is worth one point.

Statement	Yes	No
You can embed canvas apps in model-driven apps.	<input type="radio"/>	<input type="radio"/>
A Power Apps portal can use only one data source.	<input type="radio"/>	<input type="radio"/>
You must use Power BI to create reports in model-driven apps.	<input type="radio"/>	<input type="radio"/>



- A. Mastered
- B. Not Mastered

Answer: A

Explanation:

Box 1: Yes  
You can create a canvas app and then embed that within a model driven app. Box 2: No  
With the capability to build a portal in PowerApps, you can create a website for external and internal users enabling them to interact with data stored in Common Data Service.  
Note: Common Data Service lets you securely store and manage data that's used by business applications. Data within Common Data Service is stored within a set of entities. An entity is a set of records used to store data, similar to how a table stores data within a database. Common Data Service includes a base set of standard entities that cover typical scenarios, but you can also create custom entities specific to your organization and populate them with data using Power Query. App makers can then use PowerApps to build rich applications using this data.  
Box 3: Yes  
To get started building a report you'll need the latest version of Power BI Desktop and a PowerApps environment with the latest version of the Common Data Service.  
Reference:  
<https://carldesouza.com/how-to-embed-a-canvas-app-in-a-model-driven-app-in-powerapps/> <https://docs.microsoft.com/en-us/powerapps/maker/portals/create-portal> <https://docs.microsoft.com/en-us/powerapps/maker/common-data-service/data-platform-intro>

NEW QUESTION 27

- (Exam Topic 4)  
A company is building a model-driven app.  
You need to create and configure the objects needed for the app.  
Which component categories should you use? To answer, drag the appropriate component categories to the correct objects. Each component category may be used once, more than once, or not at all. You may need to drag the split bar between panes or scroll to view content.  
NOTE: Each correct selection is worth one point.

Component categories

UI

Data

Logic

Visulaization

Answer Area

Object

Relationship

Form

Business rule

View

Component category

- A. Mastered
- B. Not Mastered

Answer: A

Explanation:

Reference:  
<https://docs.microsoft.com/en-us/powerapps/maker/model-driven-apps/model-driven-app-components>

NEW QUESTION 31

- (Exam Topic 4)  
A company plans to build Power Apps portals.  
For each of the following statements, select Yes if the statement is true. Otherwise, select No. NOTE: Each correct selection is worth one point.

Statement	Yes	No
You must use standard templates for building portals.	<input type="radio"/>	<input type="radio"/>
You can test portals in non-prodcution environments and then migrate the portals into production environments.	<input type="radio"/>	<input type="radio"/>
When transitioning to the new version of a portal, you can display a customizable maintenance page until the new portal is ready to be used.	<input type="radio"/>	<input type="radio"/>

- A. Mastered
- B. Not Mastered

Answer: A

Explanation:

Reference:

https://docs.microsoft.com/en-us/powerapps/maker/portals/overview https://docs.microsoft.com/en-us/powerapps/maker/portals/admin/migrate-portal-configuration  
https://docs.microsoft.com/en-us/powerapps/maker/portals/admin/enable-maintenance-mode

NEW QUESTION 36

- (Exam Topic 4)

A user is creating their first canvas app in Power Apps.

The user does not know what types of controls they can include. You need to recommend solutions for the user.

Which types of controls would you recommend using in Power Apps? To answer, select the appropriate control in the dialog box in the answer area.

NOTE: Each correct selection is worth one point.

Scenario	Control
View the date, time, and location of upcoming internal meetings.	<div>▼</div> <div>Meeting-screen template</div> <div>Gallery</div> <div>List box</div>
Create a meeting request from within the app.	<div>▼</div> <div>Meeting-screen template</div> <div>Gallery</div> <div>List box</div>
Drill down into customer contact records in Dynamics 365 Sales to view a photo of a customer you are meeting.	<div>▼</div> <div>Image</div> <div>People-screen template</div> <div>Add picture</div>

- A. Mastered  
B. Not Mastered

Answer: A

Explanation:

Box 1: Gallery

A Gallery control can show multiple records from a data source, and each record can contain multiple types of data. For example, a Gallery control can show multiple contacts with each item showing contact information that includes a name, an address, and a phone number for each contact.

Box 2: Meeting-screen template

In a canvas app, add a meeting screen that lets users create and send meeting requests from their Office 365 Outlook accounts. Users can search for attendees in their org and add external email addresses. If your tenant has meeting rooms built into Outlook, users can select a location as well.

Box 3: Image

If you add one or more Image controls to your app, you can show individual images that aren't part of a data set, or you can incorporate images from records in data sources.

Reference:

https://docs.microsoft.com/en-us/powerapps/maker/canvas-apps/screen-templates/meeting-screen-overview

NEW QUESTION 38

- (Exam Topic 4)

A company plans to create canvas apps.

What is the minimum number of connectors required? To answer, drag the appropriate number of connectors to the correct drop scenarios. Each number of connectors may be used once, more than once, or not at all. You may need to drag the split bar between panes or scroll to view content.

NOTE: Each correct selection is worth one point.

Number of connectors	Answer Area	Number of connectors
0	Scenario	
1	Synchronize data with three data sources that use different proprietary database formats.	
2	Create three Power Apps apps that each display data from a Microsoft SharePoint list.	
3	Create three Flows that each copy data to Microsoft Azure Data Lake on different schedules.	

- A. Mastered  
B. Not Mastered

Answer: A

Explanation:

Reference:

https://docs.microsoft.com/en-us/powerapps/maker/canvas-apps/connections-list https://docs.microsoft.com/en-us/connectors/connectors

#### NEW QUESTION 40

- (Exam Topic 4)

You are creating a canvas app that will be used in several countries/regions.

For each of the following statements, select Yes if the statement is true. Otherwise, select No. NOTE: Each correct selection is worth one point.

Statement	Yes	No
Canvas app authoring environment will adapt to the language setting of the author.	<input type="radio"/>	<input type="radio"/>
When running a canvas app on a mobile device, the app adopts the app author's language.	<input type="radio"/>	<input type="radio"/>
Numbers and dates in Power Apps app automatically conform to the regional and language settings for a user's device.	<input type="radio"/>	<input type="radio"/>

- A. Mastered
- B. Not Mastered

**Answer:** A

#### Explanation:

Reference:

<https://docs.microsoft.com/en-us/powerapps/maker/canvas-apps/global-apps>

#### NEW QUESTION 45

- (Exam Topic 4)

You have a Microsoft Excel workbook that contains a list of tasks for a project. You store the file in OneDrive for Business.

You need to create a canvas app that allows team members to update the status of their tasks. What should you use?

- A. the Generate an app from data feature
- B. a custom action in Common Data Service
- C. Power Apps Checker
- D. the Open entity data in Excel feature

**Answer:** A

#### Explanation:

Reference:

<https://docs.microsoft.com/en-us/powerapps/maker/canvas-apps/add-data-connection>

#### NEW QUESTION 49

- (Exam Topic 5)

You are new to working with Microsoft Flow. You create a flow that extracts birth dates for users and then sends a birthday greeting email to users on their birthday.

The flow does not properly extract birth dates. Where should you make changes?

- A. Connectors
- B. Expression
- C. Templates

**Answer:** A

#### Explanation:

Select the new Date Time connector. There you will see all of the actions, which help you to convert time zones to format them for local time in an email, add or subtract times, or just get the current time.

Reference:

<https://flow.microsoft.com/en-us/blog/nested-apply-to-each/>

#### NEW QUESTION 50

- (Exam Topic 5)

You are building a Power Automate flow to manage sales.

The sales team saves quotes as PDF files to a Microsoft OneDrive folder. You create a Microsoft SharePoint list to help the sales team manage follow ups to quotes. You need to copy the customer name, phone number, and the amount of the potential sale from the sales quote and insert the data into the SharePoint list. Which AI Builder model should you use?

- A. key phrase extraction
- B. sentiment analysis OC.
- C. text recognition
- D. language detection

**Answer:** C

#### Explanation:

Reference:

<https://docs.microsoft.com/en-us/ai-builder/prebuilt-text-recognition>

### NEW QUESTION 53

- (Exam Topic 5)

You plan to use Microsoft Flow to monitor what people are saying about your company's products. You store the feedback for research and development purposes.

You need to recommend Flow components to use for the solution.

To answer, drag the appropriate components to the correct requirements. Each component may be used once, more than once, or not at all. You may need to drag the split bar between panes or scroll to view content.

NOTE: Each correct selection is worth one point.

Components	Requirement	Component
<input type="text" value="action"/>		
<input type="text" value="expression"/>	Retrieve the top five posts from your company's Facebook page.	<input type="text" value="Component"/>
<input type="text" value="service"/>	Enter the resulting posts into the product database.	<input type="text" value="Component"/>
<input type="text" value="trigger"/>	Combine author and link fields into a single field.	<input type="text" value="Component"/>
<input type="text" value="flow type"/>	Run flow every hour.	<input type="text" value="Component"/>

A. Mastered

B. Not Mastered

Answer: A

#### Explanation:

Box 1: Trigger

A trigger is something that triggers or starts the workflow. It could be a new file uploaded to a document library, a new item created in the list or an email sent to your Inbox – something that will start (kick-off the workflow).

There are two types of triggers:

- > Automatic trigger is pre-programmed into the workflow based on a certain rule (i.e. new document or item created, email sent, etc.)
- > Manual Trigger is a trigger initiated by a user. Unlike with automatic trigger above, the workflow will only start when initiated manually by the end user (for example, from the Document Library for a selected file). Manual trigger is only supported for certain types of workflows (i.e. Get feedback from your manager for the selected file)

Box 2: action

An action is something that occurs as a result of the workflow. Box 3: expression

Sometimes users just need to do basic operations like getting the current time, adding numbers together, or replacing a part of a string of text. That's possible inline in any flow action. Microsoft Flow leverages the same Workflow Definition Language used by Azure Logic apps. For new users who are unfamiliar with the expression language, there is an inline help experience that shows how to use each expression as they build out their flow.

Box 4: flow type

There are four different Flow types that you can choose from when starting out. You can create a scheduled flow, automated flow, instant flow, or a business process flow.

Reference:

<https://sharepointmaven.com/3-major-components-microsoft-flow/> <https://www.avepoint.com/blog/office-365/office-365-automation/> <https://flow.microsoft.com/de-de/blog/use-expressions-in-actions/>

### NEW QUESTION 55

- (Exam Topic 5)

A company plans to use Power Apps to connect to a series of custom services. There are no connectors available for the custom services.

For each of the following statements, select Yes if the statement is true. Otherwise, select No. NOTE: Each correct selection is worth one point.

Statement	Yes	No
Custom connectors for customer-specific services do not require review and certification by Microsoft.	<input type="radio"/>	<input type="radio"/>
You can build a custom connector once and reuse the connector for Power Apps and Microsoft Flow.	<input type="radio"/>	<input type="radio"/>
You can make custom connectors publicly available for all Power Platform users without having Microsoft certify the connector.	<input type="radio"/>	<input type="radio"/>

A. Mastered

B. Not Mastered

Answer: A

#### Explanation:

Box 1: Yes

Only if you would like to share your connector with all users of Logic Apps, Microsoft Flow, and PowerApps, you can submit your connector for Microsoft



certification. Microsoft will review your connector.  
Box 2: Yes  
Connectors created in Microsoft Flow are available in PowerApps. Likewise, connectors created in PowerApps are available in Microsoft Flow.  
Box 3: No  
If you would like to share your connector with all users of Logic Apps, Microsoft Flow, and PowerApps, you can submit your connector for Microsoft certification. Microsoft will review your connector.  
Reference:  
<https://docs.microsoft.com/en-us/connectors/custom-connectors/>

NEW QUESTION 59

- (Exam Topic 5)  
You build a flow using a template. You want to add support for additional business scenarios. You need to ensure that the new workflow does not break existing functionality.  
Which flow editing utilities should you use? To answer, drag the appropriate tools to the correct requirements. Each tool may be used once, more than once, or not at all You may need to drag the split bar between panes or scroll to view content.  
NOTE: Each correct selection is worth one point.

Tools

Test

Flow Checker

Answer Area

Requirement	Tool
Check the new flow for any errors or warnings.	<div>Tool</div>
Run the flow using previously processed data.	<div>Tool</div>
Monitor the flow as it is running.	<div>Tool</div>

- A. Mastered
- B. Not Mastered

Answer: A

Explanation:

Box 1: Flow Checker  
The Flow checker feature will promote higher quality flows by ensuring you follow best practices. By running the checker, you will be able to get answers to questions like: which areas of my flow implementation pose a performance or reliability risk?  
For each issue identified, the Flow checker points to specific occurrences within the flow where improvements may be required. And more importantly, you learn how to implement these improvements by following detailed guidance.  
Box 2: Test  
Box 3: Test  
Reference:  
<https://flow.microsoft.com/en-us/blog/flow-checker-four-connectors/> <https://docs.microsoft.com/en-us/power-automate/modern-approvals>

NEW QUESTION 63

- (Exam Topic 5)  
You need to build a Power Virtual Agents chatbot for a company.  
Which components should you use? To answer, drag the appropriate components to the correct requirements. Each component may be used once, more than once, or not at all. You may need to drag the split bar between panes or scroll to view content.  
NOTE: Each correct selection is worth one point.

Components

Entity

Variable

Trigger Phrase

Answer Area

Requirement	Component
Identify keywords or questions and relate them to issues.	<div>Component</div>
Store a response that a user enters for later use.	<div>Component</div>
Identify a specific type of information from a user response.	<div>Component</div>

- A. Mastered
- B. Not Mastered

Answer: A

Explanation:



#### NEW QUESTION 64

- (Exam Topic 5)

A company uses Dynamics 365 Supply Chain Management.

When a sales order is created for one of the customers that a specific user manages, a Microsoft Outlook task must be created to remind the user to perform any follow up activities that are required.

You need to implement the functionality to create Outlook tasks.

Which two features should you use? Each correct answer presents part of the solution. NOTE: Each correct selection is worth one point.

- A. AI Builder
- B. Power Apps
- C. Business Events
- D. Microsoft Flow
- E. Common Data Service

**Answer:** CD

#### Explanation:

Business events in Microsoft Power Automate

Business events can be consumed in Microsoft Power Automate via the application connector. The connector has a trigger that is named when a business event occurs. This trigger can be used to subscribe to any of the business events that are available in the target instance of the application.

Reference:

<https://docs.microsoft.com/en-us/dynamics365/fin-ops-core/dev-itpro/business-events/business-events-flow>

#### NEW QUESTION 66

- (Exam Topic 5)

A company uses Dynamics 365 Customer Service. The company uses a manual process to manage call escalations.

You must use Power Automate to automate the process for routing escalated calls. You need to create the flow.

Which type of connector should you use?

- A. Microsoft Excel
- B. Common Data Service
- C. Office 365 Users

**Answer:** B

#### NEW QUESTION 70

- (Exam Topic 5)

This question requires that you evaluate the BOLD text to determine if it is correct.

A company requires that service representatives schedule customer visits every six months. Each service representative is required to enter a scheduled task for the next checkup as they are leaving a client site. A service representative wants to automate task entry by creating a business process flow that can be initiated from the service call screen on a phone.

Review the underlined text. If it makes the statement correct, select "No change is needed." If the statement is incorrect, select the answer choice that makes the statement correct.

- A. No change is needed.
- B. a scheduled
- C. an instant
- D. an action

**Answer:** D

#### Explanation:

Note: Create a flow (see step 6 below)

\* 1. Sign in to PowerApps.

\* 2. In the left navigation bar, select Business logic, and then select Flows.

\* 3. In the upper-left corner of the My Flows page, select New, and then select Create from blank.

\* 4. Option to create a flow without using a template

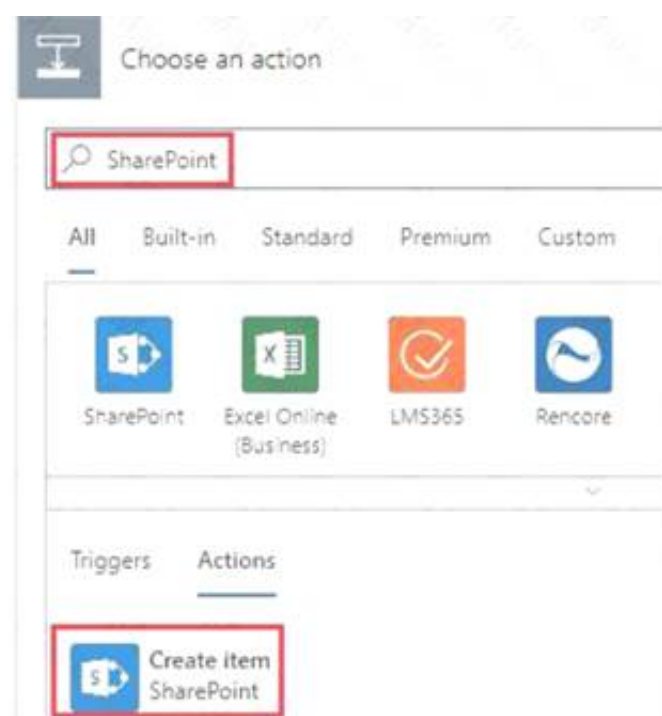
Near the bottom of the page that appears, select Search hundreds of connections and triggers.

\* 5. In the search box, type PowerApps, and then select the PowerApps icon.

\* 6. Create a PowerApps trigger

\* 7. On the next page, select the PowerApps icon again, and then select New step.

\* 8. In the box that says Search connectors and actions, specify an action for your flow, as in this example:



Reference:

<https://docs.microsoft.com/en-us/powerapps/maker/canvas-apps/using-logic-flows>

#### NEW QUESTION 75

- (Exam Topic 5)

A company uses Microsoft Flow.

Each time a work order is created, a service manager must review and approve the work order before a worker is dispatched.

You need to create a flow to enforce the process. What should you create?

- A. plug-in
- B. approval flow
- C. business rule
- D. team flow
- E. instant flow

**Answer:** B

#### Explanation:

With Power Automate, you can manage the approval of documents or processes across several services, including SharePoint, Dynamics 365, Salesforce, OneDrive for Business, Zendesk, or WordPress. Reference:

<https://docs.microsoft.com/en-us/power-automate/modern-approvals>

#### NEW QUESTION 77

- (Exam Topic 5)

For which scenarios can you use Power Automate?

For each of the following statements, select Yes if the statement is true. Otherwise, select No. NOTE: Each correct selection is worth one point.

Statement	Yes	No
Notify team members when a response is recorded in a form in Microsoft Forms.	<input type="radio"/>	<input type="radio"/>
When email is received, save email attachments to OneDrive for Business.	<input type="radio"/>	<input type="radio"/>
Receive notifications when negative comments about the company are posted on Twitter.	<input type="radio"/>	<input type="radio"/>

- A. Mastered
- B. Not Mastered

**Answer:** A

#### Explanation:

Reference:

<https://flow.microsoft.com/en-us/galleries/public/templates/b923bbd04bda11e78896d10a96d3fac3/notify-the-tea> <https://flow.microsoft.com/en-us/galleries/public/templates/65ceb79430ef4956a0855fbe09249cdf/save-office-36> <https://flow.microsoft.com/en-us/blog/get-notified-of-negative-posts/>

#### NEW QUESTION 81

- (Exam Topic 5)

A company uses Power Automate.

Which three items can trigger flows? Each correct answer presents a complete solution. NOTE: Each correct selection is worth one point.

- A. Lifecycle Services
- B. Microsoft 365 Admin center

- C. Common Data Service
- D. Microsoft Outlook 365
- E. Microsoft Windows Desktop

Answer: ACD

Explanation:

<https://docs.microsoft.com/en-us/power-automate/email-triggers> <https://docs.microsoft.com/en-us/power-automate/connection-cds>  
<https://dynamics365.wordpress.com/category/powerapps/>

NEW QUESTION 86

- (Exam Topic 5)

You use Microsoft Flow to create a flow that automatically sends email to a project manager when project team members mark a task as complete. Project team members are prematurely marking tasks as complete. You must add quality control into the process by sending an email to a project lead for confirmation that the task is in fact complete before sending the email to the project manager. You need to modify the flow. Which component should you use?

- A. a process argument
- B. a condition
- C. an expression
- D. a trigger
- E. an action

Answer: B

Explanation:

Use a condition and set the action to send an email. Reference:  
<https://docs.microsoft.com/en-us/power-automate/add-condition>

NEW QUESTION 89

- (Exam Topic 6)

You need to create a mobile application which will allow sales associates to enter customer sales leads. Which four actions should you perform in sequence? To answer, move the appropriate actions from the list of actions to the answer area and arrange them in the correct order.

Actions

Save the app.

Add components to the app.

Publish the app.

Add flows to the app.

Go to the Office 365 admin center.

Create a new Power Apps app.

>

<

Answer area

^

v

- A. Mastered
- B. Not Mastered

Answer: A

Explanation:

Reference:  
<https://docs.microsoft.com/en-us/powerapps/maker/model-driven-apps/build-first-model-driven-app>

NEW QUESTION 90

- (Exam Topic 6)

You are creating a model-driven app. For each of the following statements, select Yes if the statement is true. Otherwise, select No. NOTE: Each correct selection is worth one point.

Statements	Yes	No
To add entities to an app, entities are dragged onto the app canvas from the components area.	<input type="radio"/>	<input type="radio"/>
View definition is created in the component area of the app designer.	<input type="radio"/>	<input type="radio"/>
You must save, validate, and publish your app for others to see the changes.	<input type="radio"/>	<input type="radio"/>

- A. Mastered
- B. Not Mastered

Answer: A

Explanation:

Reference:



<https://docs.microsoft.com/en-us/powerapps/maker/model-driven-apps/build-first-model-driven-app> <https://docs.microsoft.com/en-us/powerapps/maker/model-driven-apps/validate-app>

#### NEW QUESTION 95

- (Exam Topic 6)

A company uses Dynamics 365 Supply Chain Management.

When a sales order is created for one of the customers that a specific user manages, a Microsoft Outlook task must be created to remind the user to perform any follow up activities that are required.

You need to implement the functionality to create Outlook tasks. Which feature should you use?

- A. Power Automate
- B. AI Builder
- C. Power BI
- D. Business Events
- E. Common Data Service

**Answer:** A

#### NEW QUESTION 97

- (Exam Topic 6)

You need to implement Microsoft Business Applications along with the Microsoft Power Platform.

Which three Microsoft products are part of the Power Platform? Each correct answer presents a complete solution.

NOTE: Each correct selection is worth one point.

- A. Power Apps
- B. Azure Active Directory
- C. Power Automate
- D. Azure Machine learning
- E. Power BI

**Answer:** ACE

#### NEW QUESTION 101

- (Exam Topic 6)

You create a Power Virtual Agents chatbot for use with Microsoft Teams. You are testing the chatbot. Testers report the following issues:

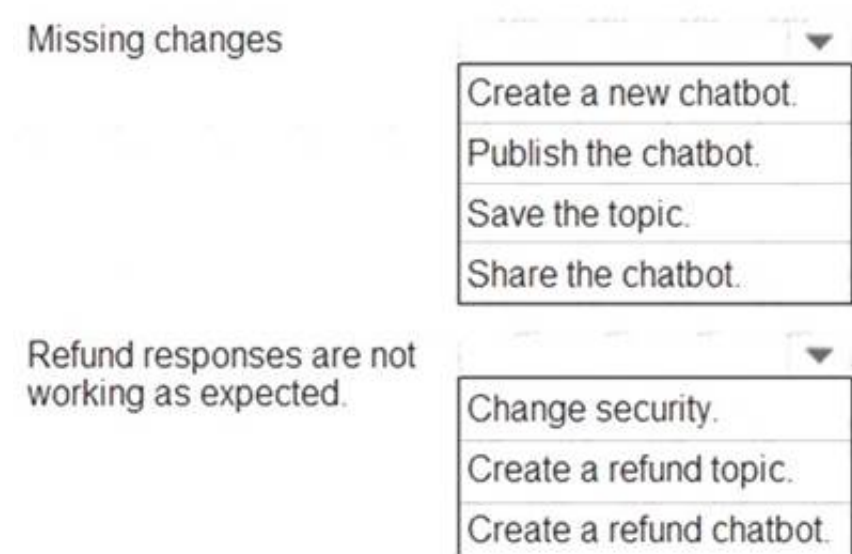
> Changes that you make to the chatbot are not seen by testers.

> When users enter the word refund the chatbot must ask the user the product for which they would like a refund. The chatbot does not ask the user for product information.

You need to determine what needs to be done to fix the issues.

What should you do? To answer, select the appropriate options in the answer area.

NOTE: Each correct selection is worth one point.



- A. Mastered
- B. Not Mastered

**Answer:** A

#### Explanation:

Reference:

<https://docs.microsoft.com/en-us/power-virtual-agents/publication-fundamentals-publish-channels>

#### NEW QUESTION 106

- (Exam Topic 6)

You are a retail director for a large clothing company. Each week you use the corporate YouTube channel to create a video that highlights new initiatives, and goals for retail operations.

You need to design a Power Apps app that streams the videos to internal users.

Which objects should you use? To answer, select the appropriate options in the answer area.

NOTE: Each correct selection is worth one point.

Action	Option
Implement the Power Apps app.	<div>Canvas</div> <div>Model-driven</div> <div>Portal</div>
Use drag and drop to add a video to the app.	<div>View</div> <div>Connector</div> <div>Control</div>
Apply consistent company colors to the app.	<div>Unified Interface</div> <div>Control</div> <div>Theme</div> <div>Template</div>

- A. Mastered
- B. Not Mastered

Answer: A

Explanation:

Reference:  
<https://powerapps.microsoft.com/en-us/blog/microsoft-stream-videos-and-channels-in-canvas-apps/> <https://docs.microsoft.com/en-us/powerapps/maker/model-driven-apps/create-themes-organization-branding> <https://docs.microsoft.com/en-us/powerapps/maker/canvas-apps/controls/control-stream-video>

NEW QUESTION 111

- (Exam Topic 6)  
A company is creating a canvas app to track and analyze customer visits to their retail stores. Data about customer visits is stored on-premises at each retail store location. The app must display data about customer visits when users launch the app. You need to ensure that the data is available for consumption by the app. Which tool should you use?

- A. Data gateway
- B. Data source
- C. Connector
- D. Microsoft Dataverse
- E. Power Automate

Answer: A

NEW QUESTION 116

- (Exam Topic 6)  
A company plans to use Power Automate to automate tasks. Match each flow type to its description to answer, drag the appropriate now type from the column on the left to its description on the right. Each option may be used once, more than once, or not at all.  
NOTE: Each correct match is worth one point.

Flow types	Answer Area	Description	Flow type
automated		a flow that runs after it is triggered by an event	Flow type
business process		a flow that guides a user through a set of tasks	Flow type
scheduled		a flow that runs after a specified number of days	Flow type
instant		a flow that allows you to start tasks on demand	Flow type

- A. Mastered
- B. Not Mastered

Answer: A

Explanation:

Flow types	Answer Area	Description	Flow type
automated		a flow that runs after it is triggered by an event	automated
business process		a flow that guides a user through a set of tasks	business process
scheduled		a flow that runs after a specified number of days	scheduled
instant		a flow that allows you to start tasks on demand	instant

NEW QUESTION 118

- (Exam Topic 6)

A medical office has a model -driven app that uses Common Data Service.

You plan to create a screen that allows users to capture information about doctors. The screen must provide users the ability to enter or select the following information;

- > a place to enter doctor- profile data that is not pan of the account table or the contact table.
- > a place to enter the doctor's specialty in the profile form.
- > a column for insurance with the ability to pick one of 10 different insurance companies. You need to store the captured data in Common Data Service.

What should you use to store the data? To answer, drag the appropriate components to the correct requirements. Each component may be used once, more than once, or not at all You may need to drag the split bar between panes or scroll to view content.

NOTE: Each correct selection is worth one point.

Options

Entity

Field

Option set

Record

Answer Area

Requirement	Option
Store additional doctor profile data.	<div>Option</div>
Store information about the doctor's specialty.	<div>Option</div>
Select an insurance company.	<div>Option</div>

- A. Mastered
- B. Not Mastered

Answer: A

Explanation:

Options

Entity

Field

Option set

Record

Answer Area

Requirement	Option
Store additional doctor profile data.	<div>Record</div>
Store information about the doctor's specialty.	<div>Entity</div>
Select an insurance company.	<div>Option set</div>

NEW QUESTION 121

- (Exam Topic 6)

You are building Power BI visualizations for a team.

For each of the following statements, select Yes if the statement is true. Otherwise, select No. NOTE: Each correct selection is worth one point.

Answer Area

Statement	Yes	No
Power BI can only retrieve data from up to two different sources for each dashboard.	<div></div>	<div></div>
Power BI visualizations can be used in canvas apps and model driven apps.	<div></div>	<div></div>
Power BI can display charts and list boxes on dashboards.	<div></div>	<div></div>

- A. Mastered
- B. Not Mastered

Answer: A

Explanation:

Yes  
Yes Yes

NEW QUESTION 123

- (Exam Topic 6) You create a model-driven app. The app is ready to be shared.

You need to complete the process required to set the app up to be shared.

How should you complete the process for setting up the app to be shared? To answer, drag the appropriate setting to the correct drop targets. Each source may be used once, more than once, or not at all. You may need to drag the split bar between panes or scroll to view content.

NOTE: Each correct selection is worth one point.

Processes

Select an app from the Power Apps

Select the app and select a security

Select a user and choose a security

Select Share.

Answer Area

Step	Process
1	<div>Process</div>
2	<div>Process</div>
3	<div>Process</div>
4	<div>Process</div>

- A. Mastered
- B. Not Mastered

Answer: A

Explanation:

Reference:  
https://docs.microsoft.com/en-us/powerapps/maker/model-driven-apps/share-model-driven-app

NEW QUESTION 127

- (Exam Topic 6)  
Match each tool to its task. To answer, drag the appropriate tool from the column on the left to its task on the right. Each tool may be used once, more than once, or not at all. NOTE: Each correct match is worth one point.

Tools

Power BI

Power Automate

Power Apps

Answer Area

Task

Automate workflows.

Trigger an action from an event.

Create a custom mobile data entry screen.

Tool

Tool

Tool

Tool

- A. Mastered
- B. Not Mastered

Answer: A

Explanation:

Reference:  
https://docs.microsoft.com/en-us/power-automate/getting-started https://docs.microsoft.com/en-us/powerapps/maker/portals/compose-page#add-form

NEW QUESTION 128

- (Exam Topic 6)  
A company is building an interactive chatbot to answer questions about products and product warranties You need to create conversation paths re questions about product warranties. Which tool should you use?

- A. Azure Bot Framework
- B. Power Platform admin center
- C. Conversation node
- D. Authoring canvas
- E. Power Virtual Agents portal

Answer: E

NEW QUESTION 129

- (Exam Topic 6)  
You are authoring a Power Virtual Agents chatbot for a company for each of the following statements, select Yes if the statement is true. Otherwise, select No. NOTE: Each correct selection is worth one point.

Statement	Yes	No
When escalating to a live person from a chatbot, the customer must restate their issue and other information collected.	<input type="radio"/>	<input type="radio"/>
You can customize the greeting topic for every chatbot that you author.	<input type="radio"/>	<input type="radio"/>

- A. Mastered
- B. Not Mastered

Answer: A

Explanation:

Statement	Yes	No
When escalating to a live person from a chatbot, the customer must restate their issue and other information collected.	<input checked="" type="radio"/>	<input type="radio"/>
You can customize the greeting topic for every chatbot that you author.	<input checked="" type="radio"/>	<input type="radio"/>

NEW QUESTION 132

- (Exam Topic 6)  
User1 creates several Power BI dashboards for a company. User1 shares a dashboard with User2 who works for another company. User2 reports that she is able to view the dashboard User2 forwards the email containing the dashboard sharing link that she received to User3. User3 reports that he receives an error message when he selects the link to view the dashboard. User3 can view a dashboard that he has created. You need to determine why User 3 receives an error. What is the issue?



- A. Forwarding the email does not share the dashboard with User3.
- B. User3 is running an out-of-date version of Power BI and must upgrade to a newer version.
- C. User1 is signed in using the wrong organizational account for Power BI- User2 is signed in to the dashboard and must sign out before User3 can sign in

**Answer:** A

#### NEW QUESTION 135

.....

## THANKS FOR TRYING THE DEMO OF OUR PRODUCT

Visit Our Site to Purchase the Full Set of Actual PL-900 Exam Questions With Answers.

We Also Provide Practice Exam Software That Simulates Real Exam Environment And Has Many Self-Assessment Features. Order the PL-900 Product From:

<https://www.2passeasy.com/dumps/PL-900/>

## Money Back Guarantee

### PL-900 Practice Exam Features:

- \* PL-900 Questions and Answers Updated Frequently
- \* PL-900 Practice Questions Verified by Expert Senior Certified Staff
- \* PL-900 Most Realistic Questions that Guarantee you a Pass on Your FirstTry
- \* PL-900 Practice Test Questions in Multiple Choice Formats and Updatesfor 1 Year